

ANNEXURE - V

Department-wise
Equipments/Instruments/
Charts/Models/Furniture

EQUIPMENT REQUIREMENTS

As per Revised BDS Course Regulations, 2007


Department: **Oral Medicine and Radiology**

Name	Specification	Quantity		Available Quantity	Adequate / Inadequate
		50 Intake	100 Intake		
	(Space allocation for each dental chair 100 Sq.Ft. in all the Departments)				
Dental Chairs and Units	Electrically operated, Spittoon attachment, Halogen Light with 2 intensity, Air Ventry Suction, X-Ray viewer, 3 way syringe, instrument tray, Dental Operator's Stool with height adjustment	6	12	12	Adequate
Panoramic X-Ray with Cephalometric	Preferably digital	1	1	1	Adequate
Intra Oral X-ray Unit	70 KV, 8 mA, high frequency preferably Digital timer	2	3	3	Adequate
Pulp testers	Digital				
Automatic periapical X-ray Developer		1	1	1	Adequate
Automatic Panoramic with Cephalometric X-ray Developer		1	1	1	Adequate
X-ray viewer	For Panoramic and Cephalometric films	2	2	2	Adequate
Radiovisiography	Digital Intra X-ray system with one Sensor and Software	1	1	1	Adequate
General X-ray Unit		1	1	1	Adequate
Ortho Pantmograph	Preferably digital	1	1	1	Adequate
Automatic Developers / Dark Room		1	2	2	Adequate
Lead aprons		2	2	2	Adequate
Lead Gloves		1	1	1	Adequate
X-ray Hangers		6	6	6	Adequate
X-ray Viewers		2	2	2	Adequate
Diagnostic Kits	Mouth mirror, dental probe, college tweezers	20	40	40	Adequate
Lead Screen		1	1	1	Adequate
Biopsy Kit		1	1	1	Adequate
Autoclave	Having wet and dry cycle, which can achieve 135°C with minimum capacity of 20 liters	1	2	2	Adequate
Computers	Minimum Pentium – IV	1	1	1	Adequate
Intra Oral Camera	With High resolution	1	1	1	Adequate
Needle Burner with Syringe Cutter		2	2	2	Adequate

Seema
Principal
M.I.D.S.R. Dental College,
LATUR


Department: **Oral Pathology and Oral Microbiology**

Name	Specification	Quantity		Available Quantity	Adequate / Inadequate
		50 Intake	100 Intake		
Dental Chairs and Units	With shadowless lamp, spittoon, 3 way syringe, instrument tray and suction	1	2	2	Adequate
Microscopes		20	40	40	Adequate
Microtome		1	1	1	Adequate
Wax bath		1	1	1	Adequate
Water bath		1	1	1	Adequate
Knife sharpener		1	1	1	Adequate
Hot plate		1	1	1	Adequate
Spencer Knife		1	1	1	Adequate


Principal
M.I.D.S.R. Dental College,
LATUR


Department: **Public Health Dentistry**

Name	Specification	Quantity		Available Quantity	Adequate / Inadequate
		50 Intake	100 Intake		
Dental Chairs and Units	Electrically operated, Spittoon attachment, Halogen Light with 2 intensity, Air Ventury suction, micromotor control light cure 3 way syringe, X-ray viewer, instrument tray Dental Operators stool with height adjustment with shadowless lamp, spittoon, 3 way syringe, instrument tray and suction, micromotor, airtor, light cure	8	16	16	Adequate
Autoclaves	Having wet and dry cycle, which can achieve 135°C with minimum capacity of 20 liters	1	2	2	Adequate
Ultrasonic cleaner	Minimum capacity 13 litres with mesh bucket with digital timer	1	2	2	Adequate
Needle burner with syringe cutter		2	4	4	Adequate
MOBILE CLINIC					Adequate
Mobile dental van	Mobile dental van with two dental chairs with all the attachments and adequate sitting space for 15 to 20 people				Adequate
Dental chair with unit	Hydraulically operated with spittoon attachment, halogen light with 2 intensity, air ventury suction, airtor, micromotor, 3 way-scaler and light cure, x-ray viewer, instrument tray, operating stool	2			Adequate
Autoclaves	Having wet and dry cycle, which can achieve 135°C with minimum capacity of 20 liters	1	1	1	Adequate
Intraoral x-ray	Portable, 70 KV, 8 mA	1	1	1	Adequate
Glass bead sterilisers		1	1	1	Adequate
Compressor	1.25 HP	1	1	1	Adequate
Metal Cabinet	With wash basin	1	1	1	Adequate
Portable dental chair	Suitcase unit with airtor, micromotor, scaler and compressor 0.25 HP	2	2	2	Adequate
Stabiliser	4 KV	1	1	1	Adequate
Generator	4 KV	1	1	1	Adequate
Water tank	400 ltrs	1	1	1	Adequate
Oxygen cylinder		1	1	1	Adequate
Public address system		1	1	1	Adequate
TV and video cassette player		1	1	1	Adequate
Demonstration models		1	1	1	Adequate


Principal
 M.I.D.S.R. Dental College,
 LATUR

Department: Paediatric and Preventive Dentistry

Name	Specification	Quantity		Available Quantity	Adequate / Inadequate
		50 Intake	100 Intake		
Dental Chairs and Units	Electrically operated, Spittoon attachment, Halogen Light with 2 intensity, high power motorized evacuation system, Air rotor with miniature, Airrotor HPS, Micro motor with miniature contrangle Hand piece, 3 way syringe, ultrasonic sealer with 3 tips, Light cure unit LED based heat free, X-ray viewer, instrument tray Dental Operator's stool with height adjustment (Pedo chair preferred)	10	20	20	Adequate
Autoclaves	Having wet and dry cycle, which can achieve 135°C with minimum capacity of 20 liters	1	2	2	Adequate
Ultrasonic cleaner	Minimum capacity 13 liters with mesh bucket with digital timer	1	2	2	Adequate
Needle Burner with syringe cutter		2	3	3	Adequate
Amalgamator		1	1	1	Adequate
Pulp Tester Digital		1	1	1	Adequate
Rubber dam kit for pedo		3	5	5	Adequate
Apex locator		1	1	1	Adequate
Endo motor	With torque control HPs	1	1	1	Adequate
Injectable gutta percha with condensation		1	1	1	Adequate
Radiovisiography	Digital intra X-ray system with pedo sensor and software	1	1	1	Adequate
Intra Oral Camera	With high resolution	1	1	1	Adequate
Scale instruments		5	10	10	Adequate
Restorative instruments		5	10	10	Adequate
Extraction forceps		5	10	10	Adequate
Intra-oral X-ray		1	1	1	Adequate
Automatic Developer		1	1	1	Adequate
Computer	Minimum Pentium – IV	1	1	1	Adequate
PEDO LAB					
Plaster dispenser	One each for plaster and stone plaster	2	2	2	Adequate
Model Trimmer	With diamond disc	1	1	1	Adequate
Model Trimmer	Double disc one diamond and one carborandum disc	1	1	1	Adequate
Welder with soldering attachments		1	1	1	Adequate
Vibrator		2	2	2	Adequate
Lab micro motor	Heavy duty with Hps	2	3	3	Adequate
Dental Lathe		1	1	1	Adequate
Model Trimmer		1	1	1	Adequate
Steam cleaner		1	1	1	Adequate
Pressure moulding machine		1	1	1	Adequate
Carborandum disc		1	1	1	Adequate
Diamond disc		1	1	1	Adequate


Principal
 M.I.D.S.R. Dental College,

Department: **Orthodontics**

Name	Specification	Quantity		Available Quantity	Adequate / Inadequate
		50 Intake	100 Intake		
Dental Chairs and Units	Electrically operated, Spittoon attachment, Halogen Light with 2 intensity, Air Ventury suction, micromotor control light cure 3 way syringe, X-ray viewer, instrument tray Dental Operators stool with height adjustment	9	18	18	Adequate
Unit mount scaler		3	5	5	Adequate
Autoclave	Having wet and dry cycle, which can achieve 135°C with minimum capacity of 20 liters	1	2	2	Adequate
Ultrasonic cleaner	Minimum capacity 13 litres with mesh bucket with digital timer	1	2	2	Adequate
ORTHO LAB					Adequate
Plaster dispenser	One each for plaster and stone plaster	2	2	2	Adequate
Vibrator		2	2	2	Adequate
Model Trimmer		1	2	2	Adequate
Micromotor	Heavy duty	2	4	4	Adequate
Lathe		1	2	2	Adequate
X-ray viewers		2	2	2	Adequate
OPG with cephalostat	If available in radiology its is adequate	1	1	1	Adequate
Welders		2	4	4	Adequate
Blue Torch		1	1	1	Adequate
Base Formers		2	4	4	Adequate
Typodont		2	4	4	Adequate
Set of pliers		5	10	10	Adequate
Welder with soldering attachments		1	1	1	Adequate
Hydro solder		1	1	1	Adequate
Typhodont articulator	With metal teeth wax rim of Class I, II, III	3	4	4	Adequate
Pressure moulding machine		1	1	1	Adequate


Principal
 M.I.D.S.R. Dental College,
 LATUR

Department: **Periodontology**

Name	Specification	Quantity		Available Quantity	Adequate / Inadequate
		50 Intake	100 Intake		
Dental Chairs and Units	Electrically operated, Spittoon attachment, Halogen Light with 2 intensity, high power evacuation system, Air Ventury suction, X-ray viewer, Airrotor, Micromotor with straight and contrangle Handpiece, with shadowless lamp, spittoon, 3 way syringe, Ultrasonic sealer with 3 tips, X-ray viewer, instrument tray Dental Operators stool with height adjustment	17	34	34	Adequate
Scaling instrument sets		5	10	10	Adequate
Surgical instrument sets		3	6	6	Adequate
Autoclave	Having wet and dry cycle, which can achieve 135°C with minimum capacity of 20 liters	2	3	3	Adequate
Ultrasonic scaler	Minimum capacity 13 litres with mesh bucket	1	2	2	Adequate
Electro surgical cautery		1	1	1	Adequate
Needle burner with syringe cutter		4	6	6	Adequate
LASER	Soft tissue laser	1	1	1	Adequate
Surgical motor with physio dispenser		1	1	1	Adequate


Principal
 M.I.D.S.R. Dental College,
 LATUR

Department: Conservative Dentistry and Endodontics

Name	Specification	Quantity		Available Quantity	Adequate / Inadequate
		50 Intake	100 Intake		
Dental Chairs and Units	Electrically operated, Spittoon attachment, Halogen Light with 2 intensity, high power evacuation system, Air Ventury suction, X-ray viewer, Airrotor, Micromotor with straight and contrangle Handpiece, with shadowless lamp, spittoon, 3 way syringe, Ultrasonic sealer with 3 tips, X-ray viewer, instrument tray Dental Operators stool with height adjustment	17	34	34	Adequate
Rubber dam kits		4	6	6	Adequate
Restorative instruments kits		5	10	10	Adequate
R.C.T. instrument kits		5	10	10	Adequate
Autoclave	Having wet and dry cycle, which can achieve 135°C with minimum capacity of 20 liters	2	3	3	Adequate
Ultrasonic cleaner	Minimum capacity 13 litres with mesh bucket	1	2	2	Adequate
Needle Burner with Syringe Cutter		3	4	4	Adequate
Amalgamator	With auto proportion, auto dispenser	2	3	3	Adequate
Rubber dam kits		4	6	6	Adequate
Pulp Tester Digital		2	4	4	Adequate
Apex locator		1	2	2	Adequate
Glass bead sterilizers		4	6	6	Adequate
Plaster dispenser		2	2	2	Adequate
Vibrator		1	2	2	Adequate
Ceramic Unit		1	1	1	Adequate
Casting machine		1	1	1	Adequate
Intra-oral X-ray Unit	Proper radiation safety	1	1	1	Adequate
Automatic Developer		1	1	1	Adequate
Radiovisiography	RVG with Computer	1	1	1	Adequate
Endo motor	With torque control Hps	1	1	1	Adequate
Bleaching Unit		1	1	1	Adequate
Magnification loops		1	2	2	Adequate
Injectable gutta percha		1	2	2	Adequate
PHANTOM LAB UNIT	Phantom Table fitted with Halogen Operating Light Phantom Head body type neck joint for all the movement, TMJ movement, Modular with Air rotor, Micro motor with contra angle Hps, 3 way syringe, jaw with ivorine teeth, preferably soft gingival, dental operator's stool (<u>not to use extracted or cadaver teeth</u>).	30	60	60	Adequate


Principal
 M.I.D.S.R. Dental College.
 LATUR

Chemical Laboratory

Name	Specification	Quantity		Available Quantity	Adequate / Inadequate
		50 Intake	100 Intake		
Plaster Dispenser	One each for plaster and stone plaster	2	2	2	Adequate
Model Trimmer	Carborandum disc	1	1	1	Adequate
	Diamond disc	1	1	1	Adequate
Lathe	Heavy Duty	1	2	2	Adequate
Lab Micromotor	With heavy duty handpiece	2	3	3	Adequate
Ultrasonic cleaner	Minimum capacity 5 litres	1	1	1	Adequate
Spindle Grinder		1	1	1	Adequate
Vibrator		1	2	2	Adequate
Burnout furnace		1	1	1	Adequate
Porcelain furnace		1	1	1	Adequate
Sandblasting Machine		1	1	1	Adequate
Lab Airotor		1	1	1	Adequate
Pindex System		1	1	1	Adequate
Circular saw		1	1	1	Adequate
Vacuum mixer		1	1	1	Adequate
Pnematic chisel		1	1	1	Adequate
Casting machine	Motor cast / induction casting preferred	1	1	1	Adequate


Principal
 M.I.D.S.R. Dental College.
 LATUR

Department: **Oral & Maxillofacial Surgery**

A) Exodontia

Name	Specification	Quantity		Available Quantity	Adequate / Inadequate
		50 Intake	100 Intake		
Dental Chairs and Units	Electrically operated, Spittoon attachment, Halogen Light with 2 intensity, Air Ventury suction, X-ray viewer, 3 way syringe, instrument tray Dental Operators stool and height adjustment and suction, Micromotor / Airotor	15	30	30	Adequate
Autoclave	Having wet and dry cycle, which can achieve 135°C with minimum capacity of 20 liters	2	2	2	Adequate
Ultrasonic cleaner	Minimum capacity 13 litres with mesh bucket	1	2	2	Adequate
Needle Burner with Syringe Cutter		4	6	6	Adequate
Extraction forceps sets	Complete set	10	20	20	Adequate
Dental elevators	Complete set	5	10	10	Adequate
Minor Oral Surgery kits		3	6	6	Adequate
Emergency drugs tray		1	1	1	Adequate
Oxygen cylinder with mask		1	1	1	Adequate
X-ray viewers		2	2	2	Adequate
Computer	Minimum Pentium – IV	1	1	1	Adequate


B) Minor Surgery

Name	Specification	Quantity		Available Quantity	Adequate / Inadequate
		50 Intake	100 Intake		
Dental Chairs and Units	Electrically operated, Spittoon attachment, Halogen Light with 2 intensity, high power evacuation system, Air ventury suction, X-ray viewer, Airrotor, Micromotor with straight and contra-angle Handpiece, 3 way syringe, instrument tray Dental Operators stool and height adjustment and suction.	3	5	5	Adequate


Principal
 M.I.D.S.R. Dental College,
 LATUR

Department: **Prosthodontics and Crown & Bridge**

Name	Specification	Quantity		Available Quantity	Adequate / Inadequate
		50 Intake	100 Intake		
Dental Chairs and Units	Electrically operated, Spittoon attachment, Halogen Light with 2 intensity, high power evacuation system, Air Ventury suction, X-ray viewer, Airrotor, Micromotor with straight and contrangle Handpiece, 3 way syringe, Ultrasonic sealer with 3 tips, Light cure unit, instrument tray and suction, Dental Operators stool with height adjustment	17	34	34	Adequate
Semi-adjustable articulator	With face bow	2	2	2	Adequate
Extra oral / intra oral tracer		2	2	2	Adequate
Dewaxing unit		1	2	2	Adequate
Curing unit		1	2	2	Adequate
Dental casting machine		1	1	1	Adequate
Wax burnout furnace		1	1	1	Adequate
Pre heating furnace		1	1	1	Adequate
Surveying unit		1	2	2	Adequate
Heavy duty hand piece	Lab micromotors	3	4	4	Adequate
Autoclave	Having wet and dry cycle, which can achieve 135°C with minimum capacity of 20 liters	1	2	2	Adequate
Needle Burner With Syringe Cutter		1	2	2	Adequate
Plaster dispenser	One each for plaster and stone plaster	2	2	2	Adequate
Model Trimmer with Carborandum disc		1	1	1	Adequate
Model Trimmer with diamond disc		1	2	2	Adequate
Acryliser		2	3	3	Adequate
Lathe		1	2	2	Adequate
Flask press		4	4	4	Adequate
Deflasking unit		4	4	4	Adequate
Dewaxing unit		2	3	3	Adequate
Hydraulic Press		2	3	3	Adequate
Mechanical Press		1	2	2	Adequate
Vacuum mixing machine		1	1	1	Adequate
Lab Micro motor	With heavy duty handpiece	3	4	4	Adequate
Curing pressure pot		1	1	1	Adequate
Porcelain furnace		1	2	2	Adequate
Vibrator		1	2	2	Adequate
Sandblasting unit		2	2	2	Adequate
Ultrasonic cleaner		1	2	2	Adequate
Model Trimmer		2	4	4	Adequate


Principal
"I.D.S.R. Dental College,
LATUR

Hot water sterilizer		1	2	2	Adequate
Geyser	Compound bath	1	2	2	Adequate
H.P. grinder with suction		2	3	3	Adequate
Heavy duty lathe		2	2	2	Adequate
Phantom heads		50	50	50	Adequate
Pre-clinical working tables	Gas connection & Bunsen burner	50	100	100	Adequate

Ceramic and Cast Partial Laboratory

Name	Specification	Quantity		Available Quantity	Adequate / Inadequate
		50 Intake	100 Intake		
Plaster dispenser	One each for plaster and stone plaster	2	2	2	Adequate
Duplicator		1	1	1	Adequate
Pindex System		1	1	1	Adequate
Circular saw		1	1	1	Adequate
Burnout furnace		1	1	1	Adequate
Sandblasting Machine	With two containers	1	1	1	Adequate
Electro polisher		1	1	1	Adequate
Model Trimmer with Carborandum disc		1	1	1	Adequate
Model Trimmer with diamond disc		1	1	1	Adequate
Induction casting machine		1	1	1	Adequate
Programmable porcelain furnace with vacuum pump with instrument kit and material kit		1	1	1	Adequate
Spot welder with soldering attachment of cable		1	1	1	Adequate
Vacuum mixing machine		1	1	1	Adequate
Steam Cleaner		1	1	1	Adequate
Spindle Grinder 24000 rpm with vacuum suction		1	1	1	Adequate
Wax heater		1	1	1	Adequate
Wax carver		1	1	1	Adequate
Curing pressure pot		1	1	1	Adequate
Milling machine		1	1	1	Adequate
Heavy duty lathe with suction		1	1	1	Adequate
Preheating furnace		1	1	1	Adequate
Palatal trimmer		1	1	1	Adequate
Ultrasonic cleaner	5 liters capacity	1	1	1	Adequate
Composite curing unit		1	1	1	Adequate
Micro surveyor		1	1	1	Adequate
Pre-clinical Prosthetic Laboratory	Work table preferably complete stainless steel fitted with light, Bunsen burner, air blower, working stool. Adequate number of lab micro motor with attached hand piece.	30 10	60 20	60 20	Adequate
Plaster room for pre-clinical work					
Plaster dispenser	One each for plaster and stone	2	2	2	Adequate
Vibrator		2	2	2	Adequate
Lathe		2	2	2	Adequate
Model Trimmer		1	1	1	Adequate
Carborandum Disc		1	1	1	Adequate
Diamond disc		1	1	1	Adequate


 Principal
 M.I.D.S.R. Dental College,
 LATIP

EQUIPMENT REQUIREMENTS

As per MDS Course Regulations, 2017

Department: **Prosthodontics and Crown & Bridge**

Name	Specification	Quantity		Available Quantity	Adequate / Inadequate
Electrical Dental Chairs and Units	With shadowless lamp, spittoon, 3 way syringe, instrument tray and motorized suction, micromotor and airtor attachment with handpieces	One Chair and unit per PG student and two chairs with unit for the faculty		19	Adequate
		1 Unit	2 Units		
Articulators – semi adjustable/ adjustable with face bow		6	12	12	Adequate
Micromotor – (Lab Type can also be attached (fixed) to wall		2	4	4	Adequate
Ultrasonic scaler		2	2	2	Adequate
Light cures		2	2	2	Adequate
Hot air oven		1	1	1	Adequate
Autoclave		2	2	2	Adequate
Surveyor		2	2	2	Adequate
Refrigerator		1	1	1	Adequate
X-ray viewer		1	2	2	Adequate
Pneumatic, Crown bridge remover		2	3	3	Adequate
Needle destroyer		1	2	2	Adequate
Intra oral camera		1	1	1	Adequate
Digital SLR camera		1	1	1	Adequate
Computer with internet connection with attached printer and scanner		1	1	1	Adequate
LCD projector		1	1	1	Adequate
Clinical Lab for Prosthetics					
Plaster dispenser		2	2	2	Adequate
Model trimmer with carborandum Disc		1	2	2	Adequate
Model trimmer with diamond disc		1	2	2	Adequate
High speed lathe		2	3	3	Adequate
Vibrator		2	4	4	Adequate
Acrylizer		1	2	2	Adequate
Dewaxing unit		1	2	2	Adequate
Hydraulic press		1	1	1	Adequate
Mechanical press		1	1	1	Adequate
Vacuum mixing machine		1	1	1	Adequate
Micro motor lab type		2	3	3	Adequate
Curing pressure pot		1	1	1	Adequate
Pressure molding machine		1	1	1	Adequate
Chrome – Cobalt Lab Equipment					
Duplicator		1	1	1	Adequate
Pindex system		1	1	1	Adequate
Burn-out furnace		1	1	1	Adequate
Welder		1	1	1	Adequate
Sandblaster	Micro and macro	1	1	1	Adequate
Electro – polisher		1	1	1	Adequate
Model trimmer with carborandum disc		1	1	1	Adequate



Principal
M.D.S.R. Dental College,
LATUR

Model trimmer with diamond disc		1	1	1	Adequate
Model trimmer with double disc (one Carborandum and one diamond disc)		1	1	1	Adequate
Casting machine, motor cast with the safety door closure, gas blow torch with regulator		1	1	1	Adequate
Dewaxing furnace		1	1	1	Adequate
Induction casting machine with vacuum pump, capable of casting titanium chrome cobalt precision metal		1	1	1	Adequate
Spot welder with soldering, attachment of cable		1	1	1	Adequate
Steam cleaner		1	1	1	Adequate
Vacuum mixing machine		1	1	1	Adequate
Spindle grinder 24,000 RPM with vacuum suction		1	1	1	Adequate
Wax heater		2	3	3	Adequate
Wax carvers (Full PKT Set)		2	3	3	Adequate
Milling machine		1	1	1	Adequate
Stereo microscope		1	1	1	Adequate
Magnifying work lamp		1	1	1	Adequate
Heavy duty lathe with suction		1	1	1	Adequate
Preheating furnace		1	1	1	Adequate
Dry model trimmer		1	1	1	Adequate
Die cutting machine		1	2	2	Adequate
Ultrasonic cleaner		1	1	1	Adequate
Composite curing unit		1	1	1	Adequate
Ceramic Lab Equipment					
Fully programmable porcelain furnace with vacuum pump		1	1	1	Adequate
Ceramic kit (instruments)		3	3	3	Adequate
Ceramic materials (kit)		1	1	1	Adequate
Ceramic polishing kit		2	2	2	Adequate
Implant Equipment					
Electrical dental chair and unit		1	1	1	Adequate
Physio dispenser		1	1	1	Adequate
Implant kit	Minimum 2 systems	2	2	2	Adequate
Implants		10	10	10	Adequate
Prosthetic components		10	10	10	Adequate
Unit mount light cure		1	2	2	Adequate
X-ray viewer		1	2	2	Adequate
Needle destroyer		1	2	2	Adequate
Ultrasonic cleaner capacity 3.5 lts		1	1	1	Adequate
Autoclave programmable for all recommended cycles		1	2	2	Adequate
X-ray machine with RVG		1	1	1	Adequate
Refrigerator		1	1	1	Adequate
Surgical kit/prosthetic kit		2	2	2	Adequate
Educating models		1	1	1	Adequate
Implant removing instruments		1	1	1	Adequate



Principal
M.I.D.S.R. Dental College,
LATUR

Department: **Periodontology**

Name	Specification	Quantity		Available Quantity	Adequate / Inadequate
Dental Chairs and Units	Electrically operated with shadowless lamp, spittoon, 3 way syringe, instrument tray and motorized suction, micromotor attachment with contra angle handpiece,airoter attachment, ultrasonic scaler (Piezo) with detachable autoclavable hand piece	One chair and unit per post-graduate student and Two chairs with unit for the faculty		22	Adequate
		1 Unit	2 Units		
Auto clave (fully automatic) front loading		1	2	2	Adequate
Steel bin		4	6	6	Adequate
Airoter hand pieces		2	2	2	Adequate
UV chamber		1	1	1	Adequate
Formalin chamber		1	1	1	Adequate
W.H.O probe		2	2	2	Adequate
Nabers probe		2	2	2	Adequate
Williams probe		2	2	2	Adequate
UNC-15 probe		4	4	4	Adequate
Gold Man fox probe		1	1	1	Adequate
Pressure sensitive probe		1	1	1	Adequate
Marquis color coded probe		1	1	1	Adequate
Supra gingival scalers	set	2	2	2	Adequate
Sub gingival scaler	set	2	2	2	Adequate
Arkansas sharpening stone		1	1	1	Adequate
Surgical Instruments					
Routine surgical instrument kit (Benquis periosteal elevator, periotome)	set	2	3	3	Adequate
Surgery trolleys		6	6	6	Adequate
X ray viewer		1	2	2	Adequate
Surgical cassette with sterilisation pouches		4	6	6	Adequate
Electro surgery unit		1	1	1	Adequate
Special Surgical Instruments					
Kirkland's knife	set	1	1	1	Adequate
Orban's knife	set	1	1	1	Adequate
Paquette blade handle		1	1	1	Adequate
Krane kaplan pocket marker	set	1	1	1	Adequate
Mc Calls universal curettes	set	1	1	1	Adequate
Gracey's curettes (No.1-18)	set	2	2	2	Adequate
Mini five curettes	set	1	1	1	Adequate
Cumine scalar		1	1	1	Adequate
Mallet		1	1	1	Adequate
Chisel		1	1	1	Adequate
Oschenbein chisel	straight, curved	1	1	1	Adequate
Schluger bone file		1	1	1	Adequate
Bone fixation screw kit		1	1	1	Adequate
Bone scrapper		1	1	1	Adequate


Principal
 T.D.S.R. Dental College,
 LATUR

Bone trephines for harvesting autografts	1 set	1	1	1	Adequate
Bone regenerative materials	Bone graft and GTR membranes	5	5	5	Adequate
Local drug delivery systems	At least two different agents	1 each	1	1	Adequate
Root conditioning agent	At least two different agents	2	2	2	Adequate
Micro needle holder		1	1	1	Adequate
Micro scissors		1	1	1	Adequate
Magnifying loop (2.5 – 3.5)		1	2	2	Adequate
Operating microscope	optional	1	1	1	Adequate
3rd generation digital probe	optional	1	1	1	Adequate
Bone expander and bone crester	optional	1	1	1	Adequate
Distraction osteogenesis kit	optional	1	1	1	Adequate
Bone mill	optional	1	1	1	Adequate
Bone graft / membrane placement spoon		1	1	1	Adequate
Bone condenser		1	1	1	Adequate
Peizo-surgery unit	optional	1	1	1	Adequate
Centrifuge for PRP/PRF preparation	optional	1	1	1	Adequate
Soft tissue laser (8 watt)		1	1	1	Adequate
Osteotome	set optional	1	1	1	Adequate
Miscellaneous Instruments					
Composite gun with material kit		1	1	1	Adequate
Splinting kit with material		2	3	3	Adequate
Composite finishing kit		1	1	1	Adequate
Glass Ionomer cement		1	1	1	Adequate
Digital camera		1	1	1	Adequate
Intra Oral camera		1	1	1	Adequate
Ultrasonic cleaner		1	1	1	Adequate
Emergency kit		1	1	1	Adequate
Refrigerator		1	1	1	Adequate
X-ray viewer		2	2	2	Adequate
LCD projector		1	1	1	Adequate
Computer with internet connection with attached printer and scanner		1	1	1	Adequate
Implant Equipment					Adequate
Electrical dental chair and unit		1	1	1	Adequate
Physio dispenser		1	1	1	Adequate
Implant kit	At least two different systems	2	2	2	Adequate
Implants		10	10	10	Adequate
Implant maintenance kit (plastic instruments)		1 set	1 set	1 set	Adequate
Implant guide		1	1	1	Adequate
X-ray viewer		1	2	2	Adequate
Needle destroyer		1	2	2	Adequate
Ultrasonic cleaner capacity 3.5 lts		1	1	1	Adequate
Autoclave programmable for all recommended cycles		1	1	1	Adequate
RVG with x-ray machine		1	1	1	Adequate
Refrigerator		1	1	1	Adequate
Surgical kit		2	2	2	Adequate
Sinus lift kit		1	1	1	Adequate
Educating models		1	1	1	Adequate
Implant removing kit		1	1	1	Adequate


Principal
 M.I.D.S.R. Dental College,
 LATUR

Department: Oral & Maxillofacial Surgery

Name	Specification	Quantity		Available Quantity	Adequate / Inadequate
Dental Chairs and Units	Electrically operated with shadowless lamp, spittoon, 3 way syringe, instrument tray and high otorized suction, with micromotor and micro motor attachment	One chair and unit per post-graduate student and Two chairs with unit for the faculty		19	Adequate
		1 Unit	2 Units		
Autoclave	Front loading	2	3	3	Adequate
Fumigators		1	1	1	Adequate
Oscillating saw	With all hand pieces	1	1	1	Adequate
Surgical Instruments					
General surgery kit including tracheotomy kit		2	2	2	Adequate
Minor oral surgery kit		5	10	10	Adequate
Osteotomy kit		1	1	1	Adequate
Cleft surgery kit		1	1	1	Adequate
Bone grafting kit		1	1	1	Adequate
Emergency kit		1	1	1	Adequate
Trauma set including bone		2	2	2	Adequate
Plating kit		1	1	1	Adequate
Implantology kit	Minimum 2	2	2	2	Adequate
With implants	systems	10	10	10	Adequate
Distraction osteogenesis kit		1	1	1	Adequate
Peizo surgical unit		1	1	1	Adequate
Magnifying loops		1	1	1	Adequate
Operating microscope and Microsurgery kit	desirable	1	1	1	Adequate
Dermatomes		1	1	1	Adequate
Needle destroyer		2	3	3	Adequate
Ultrasonic Cleaner capacity 3.5 lts		1	1	1	Adequate
Formalin chamber		1	1	1	Adequate
Pulse oxymeter		1	1	1	Adequate
Ventilator		1	1	1	Adequate
Major operation theatre with all facilities		1	1	1	Adequate
Recovery and Intensive Care Unit with all necessary life support equipments		2 beds	2 beds	2 beds	Adequate
Fibrooptic light		1	1	1	Adequate
Inpatient beds		20	20	20	Adequate
Fiber optic laryngoscope		1	1	1	Adequate
Computer with internet connection with attached printer and scanner		1	1	1	Adequate
LCD projector		1	1	1	Adequate
Refrigerator		1	1	1	Adequate


Principal
 M.I.D.S.R. Dental College.
 LATUR

Department: Conservative Dentistry and Endodontics

Name	Specification	Quantity		Available Quantity	Adequate / Inadequate
Dental Chairs and Units	Electrically operated with shadowless lamp, spittoon, 3 way syringe, instrument tray and motorized suction, micromotor, airotor attachment with hand pieces	One chair & unit per post-graduate student and two chairs with unit for the faculty		19	Adequate
		1 Unit	2 Units		
ENDOSONIC HANDPIECES – Micro endosonic Tips, retro treatment		2	3	3	Adequate
Mechanised rotary instruments including hand pieces (speed and torque control) and hand instruments various systems		3	6	6	Adequate
Rubber dam kit		1 per chair	1 per chair	1 per chair	Adequate
Autoclaves for bulk instrument sterilization vacuum (Front loading)		2	3	3	Adequate
Autoclaves for hand piece sterilization		1	1	1	Adequate
Apex locators one for every two chairs		2	4	4	Adequate
Pulp tester		2	4	4	Adequate
Equipments for injectable thermoplasticized gutta percha		1	2	2	Adequate
Operating microscopes 3 step or 5 step magnification		1	1	1	Adequate
Surgical endo kits (Microsurgery)		2	2	2	Adequate
Set of hand instruments (specifications required)		1	2	2	Adequate
Sterilizer trays for autoclave		4	4	4	Adequate
Ultrasonic cleaner capacity 3.5 lts		1	1	1	Adequate
Variable Intensity polymerization equipments - VLC units	Desirable	1	1	1	Adequate
Conventional VLC units one for every two chairs		2	4	4	Adequate
Needle destroyer		2	2	2	Adequate
Magnifying loupes one for students and one for faculty		1	2	2	Adequate
LCD projector		1	1	1	Adequate
Composite kits with different shades and polishing kits		2	4	4	Adequate
Ceramic finishing kits, metal finishing kits	In ceramic labs	2	3	3	Adequate
Amalgam finishing kits		2	3	3	Adequate
RVG with x-ray machine developing kit		1	1	1	Adequate
Chair side micro abrasion		1	1	1	Adequate
Bleaching unit		1	1	1	Adequate
Instrument retrieval kits		1	1	1	Adequate
Computer with internet connection with attached printer and scanner		1	1	1	Adequate


Principal
 M.I.D.S.R. Dental College,
 LATUR

Refrigerator		1	1	1	Adequate
Equipments for casting procedures					
Equipments for ceramics including induction casting machines/ burnout preheat furnaces/ wax elimination furnaces		1	1	1	Adequate
Lab micro motor/ metal grinders / sand blasters/ polishing lathes/ duplicator equipment/ vacuum investment equipments		1	1	1	Adequate
Laser (preferably hard tissue)		1	1	1	Adequate
Face bow with semi adjustable articulator		1	2	2	Adequate


Principal
 M.I.D.S.R. Dental College,
 LATUR

Department: Orthodontics and Dentofacial Orthopedics

Name	Specification	Quantity		Available Quantity	Adequate / Inadequate
Dental Chairs and Units	Electrically operated with shadow less lamp, spittoon, 3 way syringe, instrument tray and motorized suction	One chair & unit per PG student and Two chairs with unit for the faculty		19	Adequate
		1 Unit	2 Units		
Vacuum /pressure moulding unit		1	1	1	Adequate
Hydrogen soldering unit		1	1	1	Adequate
Lab micromotor		3	5	5	Adequate
Spot welders		3	5	5	Adequate
Model trimmer (Double disc)		2	3	3	Adequate
Light curing unit		2	2	2	Adequate
High intensity light curing unit		1	2	2	Adequate
Polishing lathes		2	3	3	Adequate
Tracing tables		3	5	5	Adequate
SLR digital camera		1	1	1	Adequate
Scanner with transparency adapter		1	1	1	Adequate
X-ray viewer		3	4	4	Adequate
LCD projector		1	1	1	Adequate
Autoclaves for bulk instrument Sterilization vacuum (Front loading)		1	1	1	Adequate
Needle destroyer		1	1	1	Adequate
Dry heat sterilizer		1	1	1	Adequate
Ultrasonic scaler		1	1	1	Adequate
Sets of Orthodontic pliers		3	3	3	Adequate
Orthodontic impression trays		3	5	5	Adequate
Ultrasonic cleaner capacity 3.5 lts		1	1	1	Adequate
Electropolisher		1	1	1	Adequate
Typodonts with full teeth set		3	3	3	Adequate
Anatomical articulator with face bow attachments		1	1	1	Adequate
Free plane articulators		1	1	1	Adequate
Hinge articulators		4	4	4	Adequate
Computer software for cephalometrics		1	1	1	Adequate
Computer with internet connection with attached printer and scanner		1	1	1	Adequate
Refrigerator		1	1	1	Adequate


Principal
 M.I.D.S.R. Dental College,
 LATUR

Department: Paediatric and Preventive Dentistry

Name	Specification	Quantity		Available Quantity	Adequate / Inadequate
Dental Chairs and Units	Electrically operated with shadowless lamp, spittoon, 3 way syringe, and motorised suction, micromotor attachment with contra angle miniature handpiece, airtor attachment with miniature handpiece, dental operator stool (40% dental chairs shall be pedo chairs)	One chair and unit per post-graduate student and Two chairs with unit for the faculty		19	Adequate
		1 Unit	2 Units		
Pedo extraction forceps sets		3	4	4	Adequate
Autoclaves for bulk instrument sterilization vacuum (Front loading)		1	2	2	Adequate
RVG with intra oral x-ray unit		1	1	1	Adequate
Automatic developer		1	1	1	Adequate
Pulp tester		2	3	3	Adequate
Apex locator		1	1	1	Adequate
Rubber dam kit	One set per student	1	1	1	Adequate
Injectable GP condenser		1	1	1	Adequate
Endodontic pressure syringe		1	1	1	Adequate
Glass bead steriliser		2	4	4	Adequate
Spot welder		2	3	3	Adequate
Ultrasonic scalers		2	4	4	Adequate
Needle destroyer		1	1	1	Adequate
Formalin chamber		1	1	1	Adequate
Ultrasonic cleaner capacity 3.5 lts		1	1	1	Adequate
X-ray viewer		2	3	3	Adequate
Amalgamator		1	2	2	Adequate
Plaster dispenser		2	2	2	Adequate
Dental lathe		1	2	2	Adequate
Vibrator		2	3	3	Adequate
Typodonts	One set per student	1	1	1	Adequate
Soldering unit		1	1	1	Adequate
Band pinching beak pliers		2 Sets	2 Sets	2 Sets	Adequate
Proximal contouring pliers		2	3	3	Adequate
Crown crimping pliers		2	3	3	Adequate
Double beak pliers anterior and posterior		2	3	3	Adequate
Lab micro motor		2	3	3	Adequate
Acryliser		1	2	2	Adequate
Magnifying loupes		1	1	1	Adequate
Conscious sedation unit	Desirable	1	1	1	Adequate
Pulse oxymeter		1	1	1	Adequate
Phantom head table with attached Light, Airtor and micro motor	One set per each P.G. Student	1	1	1	Adequate
Computer with internet connection with attached printer and scanner		1	1	1	Adequate
LCD projector		1	1	1	Adequate
Refrigerator		1	1	1	Adequate


Principal
 M.I.D.S.R. Dental College,
 LATUR

Department Of Prosthodontics

Department: Prosthodontics and Crown & Bridge

Equipment List

Name	Specification	Quantity		Available Quantity	Adequate / Inadequate
		50 Intake	100 Intake		
Dental Chairs and Units	Electrically operated, Spittoon attachment, Halogen Light with 2 intensity, high power evacuation system, Air Ventury suction, X-ray viewer, Airrotor, Micromotor with straight and contrangle Handpiece, 3 way syringe, Ultrasonic sealer with 3 tips, Light cure unit, instrument tray and suction, Dental Operators stool with height adjustment	17	34	34	Adequate
Semi-adjustable articulator	With face bow	2	2	2	Adequate
Extra oral / intra oral tracer		2	2	2	Adequate
Dewaxing unit		1	2	2	Adequate
Curing unit		1	2	2	Adequate
Dental casting machine		1	1	1	Adequate
Wax burnout furnace		1	1	1	Adequate
Pre heating furnace		1	1	1	Adequate
Surveying unit		1	2	2	Adequate
Heavy duty hand piece	Lab micromotors	3	4	4	Adequate
Autoclave	Having wet and dry cycle, which can achieve 135°C with minimum capacity of 20 liters	1	2	2	Adequate
Needle Burner with Syringe Cutter		1	2	2	Adequate
Plaster dispenser	One each for plaster and stone plaster	2	2	2	Adequate
Model Trimmer with Carborandum disc		1	1	1	Adequate
Model Trimmer with diamond disc		1	2	2	Adequate
Acryliser		2	3	3	Adequate
Lathe		1	2	2	Adequate
Flask press		4	4	4	Adequate
Deflasking unit		4	4	4	Adequate

Hangan
Principal
M.I.D.S.R. Dental College
LATUR

Dewaxing unit		2	3	3	Adequate
Hydraulic Press		2	3	3	Adequate
Mechanical Press		1	2	2	Adequate
Vacuum mixing machine		1	1	1	Adequate
Lab Micro motor	With heavy duty handpiece	3	4	4	Adequate
Curing pressure pot		1	1	1	Adequate
Porcelain furnace		1	2	2	Adequate
Vibrator		1	2	2	Adequate
Sandblasting unit		2	2	2	Adequate
Ultrasonic cleaner		1	2	2	Adequate
Model Trimmer		2	4	4	Adequate
Hot water sterilizer		1	2	2	Adequate
Geyser	Compound bath	1	2	2	Adequate
H.P. grinder with suction		2	3	3	Adequate
Heavy duty lathe		2	2	2	Adequate
Phantom heads		50	50	50	Adequate
Pre-clinical working tables	Gas connection & Bunsen burner	50	100	100	Adequate

Ceramic and Cast Partial Laboratory

Name	Specification	Quantity		Available Quantity	Adequate / Inadequate
		50 Intake	100 Intake		
Plaster dispenser	One each for plaster and stone plaster	2	2	2	Adequate
Duplicator		1	1	1	Adequate
Pindex System		1	1	1	Adequate
Circular saw		1	1	1	Adequate
Burnout furnace		1	1	1	Adequate
Sandblasting Machine	With two containers	1	1	1	Adequate
Electro polisher		1	1	1	Adequate
Model Trimmer with Carborandum disc		1	1	1	Adequate
Model Trimmer with diamond disc		1	1	1	Adequate

Principal
M.D.S.R. Dental College
TIR

Induction casting machine		1	1	1	Adequate
Programmable porcelain furnace with vacuum pump with instrument kit and material kit		1	1	1	Adequate
Spot welder with soldering attachment of cable		1	1	1	Adequate
Vacuum mixing machine		1	1	1	Adequate
Steam Cleaner		1	1	1	Adequate
Spindle Grinder 24000 rpm with vacuum suction		1	1	1	Adequate
Wax heater		1	1	1	Adequate
Wax carver		1	1	1	Adequate
Curing pressure pot		1	1	1	Adequate
Milling machine		1	1	1	Adequate
Heavy duty lathe with suction		1	1	1	Adequate
Preheating furnace		1	1	1	Adequate
Palatal trimmer		1	1	1	Adequate
Ultrasonic cleaner	5 liters capacity	1	1	1	Adequate
Composite curing unit		1	1	1	Adequate
Micro surveyor		1	1	1	Adequate
Pre-clinical Prosthetic Laboratory	Work table preferably complete stainless steel fitted with light, Bunsen burner, air blower, working stool. Adequate number of lab micro motor with attached hand piece.	30 10	60 20	60 20	Adequate
Plaster room for pre-clinical work					Adequate
Plaster dispenser	One each for plaster and stone	2	2	2	Adequate
Vibrator		2	2	2	Adequate
Lathe		2	2	2	Adequate
Model Trimmer		1	1	1	Adequate
Carborandum Disc		1	1	1	Adequate
Diamond disc		1	1	1	Adequate

S. S. S. S.

Principal
M.I.D.S.R. Dental College
LATUR

EQUIPMENT REQUIREMENTS (As per MDS Course Regulations, 2017)

Department: Prosthodontics and Crown & Bridge

Name	Specification	Quantity		Available Quantity	Adequate / Inadequate
Electrical Dental Chairs and Units	With shadowless lamp, spittoon, 3 way syringe, instrument tray and motorized suction, micromotor and airtor attachment with handpieces	One	Chair and unit per PG student and two chairs with unit for the faculty	13	Adequate
		1 Unit	2 Units		
Articulators – semi adjustable/ adjustable with face bow		6	12	12	Adequate
Micromotor – (Lab Type can also be attached (fixed) to wall		2	4	4	Adequate
Ultrasonic scaler		2	2	2	Adequate
Light cures		2	2	2	Adequate
Hot air oven		1	1	1	Adequate
Autoclave		2	2	2	Adequate
Surveyor		2	2	2	Adequate
Refrigerator		1	1	1	Adequate
X-ray viewer		1	2	2	Adequate
Pneumatic, Crown bridge remover		2	3	3	Adequate
Needle destroyer		1	2	2	Adequate
Intra oral camera		1	1	1	Adequate
Digital SLR camera		1	1	1	Adequate
Computer with internet connection with attached printer and scanner		1	1	1	Adequate
LCD projector		1	1	1	Adequate
Clinical Lab for Prosthetics					
Plaster dispenser		2	2	2	Adequate

Principal
M.D.S.R. Dental College
LATUR

Model trimmer with carborandum Disc		1	2	2	Adequate
Model trimmer with diamond disc		1	2	2	Adequate
High speed lathe		2	3	3	Adequate
Vibrator		2	4	4	Adequate
Acrylizer		1	2	2	Adequate
Dewaxing unit		1	2	2	Adequate
Hydraulic press		1	1	1	Adequate
Mechanical press		1	1	1	Adequate
Vacuum mixing machine		1	1	1	Adequate
Micro motor lab type		2	3	3	Adequate
Curing pressure pot		1	1	1	Adequate
Pressure molding machine		1	1	1	Adequate
Chrome - Cobalt Lab Equipment					
Duplicator		1	1	1	Adequate
Pindex system		1	1	1	Adequate
Burn-out furnace		1	1	1	Adequate
Welder		1	1	1	Adequate
Sandblaster	Micro and macro	1	1	1	Adequate
Electro - polisher		1	1	1	Adequate
Model trimmer with carborandum disc		1	1	1	Adequate
Model trimmer with diamond disc		1	1	1	Adequate
Model trimmer with double disc (one Carborandum and one diamond disc)		1	1	1	Adequate
Casting machine, motor cast with the safety door closure, gas blow torch with regulator		1	1	1	Adequate
Dewaxing furnace		1	1	1	Adequate
Induction casting machine with vacuum pump, capable of casting titanium chrome cobalt precision metal		1	1	1	Adequate
Spot welder with soldering, attachment of		1	1	1	Adequate


Kangam
Principal

A.I.D.S.R. Dental College.
LATUR

cable					
Steam cleaner		1	1	1	Adequate
Vacuum mixing machine		1	1	1	Adequate
Spindle grinder 24,000 ROM with vacuum suction		1	1	1	Adequate
Wax heater		2	3	3	Adequate
Wax carvers (Full PKT Set)		2	3	3	Adequate
Milling machine		1	1	1	Adequate
Stereo microscope		1	1	1	Adequate
Magnifying work lamp		1	1	1	Adequate
Heavy duty lathe with suction		1	1	1	Adequate
Preheating furnace		1	1	1	Adequate
Dry model trimmer		1	1	1	Adequate
Die cutting machine		1	2	2	Adequate
Ultrasonic cleaner		1	1	1	Adequate
Composite curing unit		1	1	1	Adequate
Ceramic Lab Equipment					
Fully programmable porcelain furnace with vacuum pump		1	1	1	Adequate
Ceramic kit (instruments)		3	3	3	Adequate
Ceramic materials (kit)		1	1	1	Adequate
Ceramic polishing kit		2	2	2	Adequate
Implant Equipment					
Electrical dental chair and unit		1	1	1	Adequate
Physio dispenser		1	1	1	Adequate
Implant kit	Minimum 2 systems	2	2	2	Adequate
Implants		10	10	10	Adequate
Prosthetic components		10	10	10	Adequate
Unit mount light cure		1	2	2	Adequate

Principal
M.I.D.S.R. Dental College
LATUR

X-ray viewer		1	2	2	Adequate
Needle destroyer		1	2	2	Adequate
Ultrasonic cleaner capacity 3.5 lts		1	1	1	Adequate
Autoclave programmable for all recommended cycles		1	2	2	Adequate
X-ray machine with RVG		1	1	1	Adequate
Refrigerator		1	1	1	Adequate
Surgical kit/prosthetic kit		2	2	2	Adequate
Educating models		1	1	1	Adequate
Implant removing instruments		1	1	1	Adequate


H. O. D.
 Dept. of Prosthodontics
 M.I.D.S.R. Dental College, Latur


Principal
 M.I.D.S.R. Dental College,
 LATUR



MAEER PUNE's

MAHARASHTRA INSTITUTE OF DENTAL SCIENCES & RESEARCH (DENTAL COLLEGE)

ESTD 2006



Department of Prosthodontics List of Department Chart

Sr. No	Chart
1.	Balanced Occlusion
2.	SPA Factor Dentogenic Concept
3.	Posterior Palatal Seal Area
4.	Natural Tooth & Root
5.	Dental Implant & Crown
6.	CAD CAM
7.	Laminates & Veneers
8.	Pontics
9.	Sprue Former
10.	Mandibular Major Connectors
11.	Medical Grade silicone
12.	Maxillary Major Connectors
13.	Virtual Articular
14.	Bone Grafts
15.	Surveyor
16.	Restoration of Endodontically Treated tooth
17.	New Era in smile Designing
18.	Altered Cast Technique
19.	Steps in Complete Denture Fabrication
20.	Rest & Rest Seats
21.	Pediatric Prosthodontics
22.	Current Trends In Aesthetic Dentistry
23.	Laser in Prosthodontics.
24.	Mandibular Major Connectors
25.	Facebow
26.	Mandibular Movements

Principal
M.I.D.S.R. Dental College.
LATUR



MAEER PUNE's

MAHARASHTRA INSTITUTE OF DENTAL SCIENCES & RESEARCH (DENTAL COLLEGE)

ESTD 2006



27.	Maxillary Major Connectors
28.	Treatment Modalities in prosthodontics
29.	Denture Stomatitis
30.	Balanced occlusion in complete denture
31.	Type of dental crown
32.	Jaffrey okeson.
33.	Thomas D. Taylor.
34.	George S. Monsoon.
35.	Pierre fauchard.
36.	Card o. Boucher.
37.	Carl-E-Misch.
38.	Ferdinand Graf von Spee
39.	William G'A Bonwell.
40.	Kenneth Lowe Stewart
41.	Henry L. "Harry" page
42.	Peter Kevin Thomas.
43.	Sidney Silverman.
44.	Basil M. Wilkerson.
45.	Stephen Rosenthal
46.	Per Ingvar Branemark.
47.	H. Shillingburg.
48.	Dr Alfred Gysi.
49.	George Snow.
50.	Dr. Beverly MC Iollum.
51.	Sheldon Winkler..
52.	Dr. Vif Posselt.
53.	Dr Peter Dawson.
54.	James Leon Williams.
55.	Kenneth Anu Savice

Alangam

Principal

M.I.D.S.R. Dental College
LATUR

Dny

H.O.D.

Dept. of Prosthodontics
M.I.D.S.R. Dental College, Latur


**MODELS IN MUSEUM OF DEPARTMENT OF PROSTHODONTICS AND CROWN
AND BRIDGE,**

1. Models of maxillary and mandibular dental arches describing anatomical landmarks
2. Maxillary cast of wide U shape
3. Model of types of bone morphology
4. Model of rest seats in removable partial denture
5. Model of types of direct retainer
6. Models of wax patterns on partially prepared crowns
7. Models of bone density in implant
8. Model enumerating Atwood's classification
9. Model of dental implant placed on dental cast
10. Model of lab steps in fabrication of complete denture
11. Model of Denture cleaning aids
12. Model of pontic design
13. Model of major connectors in removable partial denture
14. Models of cast partial denture (patterns drawn) with Kennedy's class I, II, III, IV
15. Models on laminates
16. Model on Kennedy's class I modification
17. Model of dental implant
18. Model of prepared teeth, with multiple dies
19. Porcelain fused metal crowns and bridge
20. Metal crowns and bridge
21. Model of hand impression in die stone
22. Model of face prosthesis
23. Model of hand prosthesis
24. Model of ear prosthesis
25. Model of palatal obturator


Principal
M.I.D.S.R. Dental College.
LATUR

LIST OF MODELS IN PRECLINICAL MUSEUM

1. Anatomical landmarks maxillary Mandibular
2. Plaster Black Ideal Cast –Preliminary final
3. Wax rim Maxillary and Mandibular arch
4. Custom tray –Maxillary and Mandibular arch
5. Articulator -3 Point Mean value
6. Teeth Arrangements
7. Finished Polished Denture
8. Various Steps of Polishing Denture
9. Primary impression Impression Denture
10. Maxillary Elastic Impression
11. Kennedy's Classification –Cast
12. Cast partial Denture Frome Work Class III Mod I
13. FPD 35 37 Metal Ceramic with 11 21


H. O. D.
Dept. of Prosthodontics
M.I.D.S.R. Dental College, Latur



Principal
M.I.D.S.R. Dental College,
LATUR

Department of Prosthodontics

LIST OF FURNITURE

Sr. No	Name of Article	Quantity
1	Book Case	5
2	Chair Side Lockers (WOODEN)	4
3	Fiber Chair	27
4	HOD Table with side Tabel	2
5	HOD Chair	2
6	Notice Board	2
7	Office Table	3
8	Pre-clinical Table	25
9	Steel Almarah	11
10	Table - wooden & Grainite	25
11	Wooden Stool	2
12	Seminar Chairs	20


Principal
M.I.D.S.R. Dental College,
LATUR


H. O. D.
Dept. of Prosthodontics
M.I.D.S.R. Dental College, Latour

Department Of Conservative Dentistry

EQUIPMENT REQUIREMENTS

ANNEXURE - V

As per Revised BDS Course Regulations, 2007

Department: **Conservative Dentistry and Endodontics**

Name	Specification	Quantity	Available Quantity	Adequate / Inadequate
		100 Intake		
Dental Chairs and Units	Electrically operated, Spittoon attachment, Halogen Light with 2 intensity, high power evacuation system, Air Ventury suction, X-ray viewer, Airrotor, Micromotor with straight and contrangle Handpiece, with shadowless lamp, spittoon, 3 way syringe, Ultrasonic sealer with 3 tips, X-ray viewer, instrument tray Dental Operators stool with height adjustment	34	34	Adequate
Rubber dam kits		6	6	Adequate
Restorative instruments kits		10	10	Adequate
R.C.T. instrument Kits		10	10	Adequate
Autoclave	Having wet and dry cycle, which can achieve 135°C with minimum capacity of 20 liters	3	3	Adequate
Ultrasonic cleaner	Minimum capacity 13 litres with mesh bucket	2	2	Adequate
Needle Burner with Syringe Cutter		4	4	Adequate
Amalgamator	With auto proportion, auto dispenser	3	3	Adequate
Rubber dam kits		6	6	Adequate
Pulp Tester Digital		4	4	Adequate
Apex locator		2	2	Adequate
Glass bead sterilizers		6	6	Adequate
Plaster dispenser				Adequate
Vibrator		2	2	Adequate
Ceramic Unit		2	2	Adequate
Casting machine		1	1	Adequate
Intra-oral X-ray Unit	Proper radiation safety	1	1	Adequate
Automatic Developer		1	1	Adequate
Radiovisiography	RVG with Computer	1	1	Adequate
Endo motor	With torque control Hps	1	1	Adequate
Bleaching Unit		1	1	Adequate
Magnification loops		2	2	Adequate
Injectable gutta percha		2	2	Adequate
PHANTOM LAB UNIT	Phantom Table fitted with Halogen Operating Light Phantom Head body type neck joint for all the movement, TMJ movement, Modular with Air rotor, Micro motor with contra angle Hps, 3 way syringe, jaw with ivory teeth, preferably soft gingival, dental operator's stool (not to use <u>extracted</u> or <u>cadaver teeth</u>).	60	60	Adequate

[Signature]
Principal
M.I.D.S.R. Dental College.
LATUR

1/50
[Signature]
H.O.D.
Dept. of Conservative & Endodontics
M.I.D.S.R. Dental College, Latour

Chemical Laboratory

Name	Specification	Quantity	Available Quantity	Adequate / Inadequate
		100 Intake		
Plaster Dispenser	One each for plaster and stone plaster	2	2	Adequate
Model Trimmer	Carborandum disc	1	1	Adequate
	Diamond disc	1	1	Adequate
Lathe	Heavy Duty	2	2	Adequate
Lab Micromotor	With heavy duty handpiece	3	3	Adequate
Ultrasonic cleaner	Minimum capacity 5 litres	1	1	Adequate
Spindle Grinder		1	1	Adequate
Vibrator		2	2	Adequate
Burnout furnace		1	1	Adequate
Porcelain furnace		1	1	Adequate
Sandblasting Machine		1	1	Adequate
Lab Airotor		1	1	Adequate
Pindex System		1	1	Adequate
Circular saw		1	1	Adequate
Vacuum mixer		1	1	Adequate
Pnematic chisel		1	1	Adequate
Casting machine	Motor cast / induction casting preferred	1	1	Adequate

[Signature]
H.O.D.
Dept. of Conservative & Endodontics
M.I.D.S.R. Dental College, Latu.

[Signature]
Principal
M.I.D.S.R. Dental College.
LATUR

Department: **Conservative Dentistry and Endodontics**

As per Revised MDS Course Regulations, 2017

Name	Specification	Quantity		Available Quantity	Adequate / Inadequate
Dental Chairs and Units	Electrically operated with shadowless lamp, spittoon, 3 way syringe, instrument tray and motorized suction, micromotor, airtor attachment with hand pieces	One chair & unit per post-graduate student and two chairs with unit for the faculty		22	Adequate
		1 Unit	2 Units		
ENDOSONIC HANDPIECES – Micro endosonic Tips, retro treatment		2	3	3	Adequate
Mechanised rotary instruments including hand pieces (speed and torque control) and hand instruments various systems		3	6	6	Adequate
Rubber dam kit		1 per chair	1 per chair	1 per chair	Adequate
Autoclaves for bulk instrument sterilization vacuum (Front loading)		2	3	3	Adequate
Autoclaves for hand piece sterilization		1	1	1	Adequate
Apex locators one for every two chairs		2	4	4	Adequate
Pulp tester		2	4	4	Adequate
Equipments for injectable thermoplasticized gutta percha		1	2	2	Adequate
Operating microscopes 3 step or 5 step magnification		1	1	1	Adequate
Surgical endo kits (Microsurgery)		2	2	2	Adequate
Set of hand instruments (specifications required)		1	2	2	Adequate
Sterilizer trays for autoclave		4	4	4	Adequate
Ultrasonic cleaner capacity 3.5 lts		1	1	1	Adequate
Variable Intensity polymerization equipments - VLC units	Desirable	1	1	1	Adequate
Conventional VLC units one for every two chairs		2	4	4	Adequate
Needle destroyer		2	2	2	Adequate
Magnifying loupes one for students and one for faculty		1	2	2	Adequate
LCD projector		1	1	1	Adequate
Composite kits with different shades and polishing kits		2	4	4	Adequate
Ceramic finishing kits, metal finishing kits	In ceramic labs	2	3	3	Adequate
Amalgam finishing kits		2	3	3	Adequate
RVG with x-ray machine developing kit		1	1	1	Adequate
Chair side micro abrasion		1	1	1	Adequate
Bleaching unit		1	1	1	Adequate
Instrument retrieval kits		1	1	1	Adequate

S. Gangam
Principal
M.I.D.S.R. Dental College,
LATUR

3/50
S. H. O. D.
Dept. of Conservative & Endodontics
M.I.D.S.R. Dental College, Latur

Computer with internet connection with attached printer and scanner		1	1	1	Adequate
Refrigerator		1	1	1	Adequate
Equipments for casting procedures					Adequate
Equipments for ceramics including induction casting machines/ burnout preheat furnaces/ wax elimination furnaces		1	1	1	Adequate
Lab micro motor/ metal grinders / sand blasters/ polishing lathes/ duplicator equipment/ vacuum investment equipments		1	1	1	Adequate
Laser (preferably hard tissue)		1	1	1	Adequate
Face bow with semi adjustable articulator		1	2	2	Adequate



H.S.D.
Dept. of Conservative & Endodontics
M.I.D.S.R. Dental College, Latur


Principal
M.I.D.S.R. Dental College,
LATUR

MIDSR DENTAL COLLEGE, LATUR
DEPT. OF CONSERVATIVE & ENDODONTICS

LIST OF HAND INSTRUMENTS

SR. NO	NAME OF INSTRUMENT	AVAILABILITY
1.	Amalgam Carrier	05
2.	BP Handle	03
3.	Cement Spatula	12
4.	Chitel forcep	02
5.	Curved Probe	05
6.	Cement Carver	01
7.	Explorer	09
8.	Fingival Marginal Trimmer	04
9.	Lacron Carver	01
10.	Mouth Mirror	170
11.	Matrix Retainer No.1	05
12.	Matrix Retainer No.8	13
13.	Straight Probe	159
14.	Curved Scissor	02
15.	Twizzer	34



Principal
M.I.D.S.R. Dental College,
LATUR


H. O. D.
Dept. of Conservative & Endodontics
M.I.D.S.R. Dental College, Latur

MAEER PUNE'S
MIDSR DENTAL COLLEGE LATUR
Department of Conservative Dentistry & Endodontics
STERILIZATION EQUIPMENT LIST

NAME	REQUIRMENT	AVAILABILITY
Glass bead sterilizers	3	7
Autoclaves for bulk instrument sterilization Vacuum preferably	2	2
Autoclaves for hand piece sterilization	2	2
Sterilizer trays	4	4+4+6=14


Principal
M.I.D.S.R. Dental College,
LATUR



H. O. D.
Dept. of Conservative & Endodontics
M.I.D.S.R. Dental College, Latur

MAEER PUNE'S
MIDSR DENTAL COLLEGE LATUR

Department of Conservative Dentistry & Endodontics

SPECIAL EQUIPMENT LIST

NAME	REQUIRMENT	AVAILABILITY
Operating microscopes	1	1
Apex locators	2	3
Endosonic Handpieces	2	2
Equipments for injectable thermoplasticised gutta percha	2	2
Pickling kits	2	2
Surgical endo kits	2	2
Low speed high torque motors	2	2
Torque control hand pieces	4	4
Variable Intensity Polymerization equipments VLC units	2	2
Conventional VLC units	1	1
Retreatment Kit	1	1
Retrieval Kit	1	1
Bleaching Unit	1	1


Principal
M.I.D.S.R. Dental College,
LATUR



H. O. D.
Dept. of Conservative & Endodontics
M.I.D.S.R. Dental College, Latur


MAHARASHTRA INSTITUTE OF DENTAL SCIENCE AND RESEARCH, LATUR
DEPARTMENT OF CONSERVATIVE & ENDODONTICS.

LIST OF EDUCATION MODELS


Museum:

Sr. No.	Topic	Model No.	Presented By
1.	Wax carving exercises (Maxillary & Mandibular Teeth)	1	
2.	Pre-clinical plaster model exercise	2	
3.	Pre-clinical plaster model exercise	3	
4.	Pre-clinical plaster model exercise	4	
5.	Vertuccis classification of canals	5	
6.	Plaster tooth models	6	
7.	Histological features of reversible and irreversible pulpitis	7	Swati Suryawanshi, Varsha Patil, Vimalprakash Pande
8.	Modes of spread of infection.	8	
9.	Wax Carving Exercise	9	
10.	G.V. Black's classification of caries & cavity preparation	10	Snehal K. Rajani G., Kajal G., Varsharani D. Sajida M, Preeti A.
11.	Ellis & Devey's classification of fracture	11	Sumati Thadkar, Mansee Mane
12.	Regressive alteration of teeth	12	
13.	Laws & objectives of access cavity preparation	13	Sukanya Vyavahare, Supriya Murkute, Shradha Rajule, Bhagyashri Shinde, Sonali Alure, Samina Mujawar, Neeta Nilamwar, Priyanka Patil


Principal
M.I.D.S.R. Dental College,
LATUR


H. O. D.
Dept. of Conservative & Endodontics
M.I.D.S.R. Dental College, Latur

14.	Surgical endodontics	14	Sweta Diwan, Aniket Saraf, Snehal Shep, Poonam Waghmare, Aiman Ansari
15.	Steps in Root Canal Treatment`	15	Priyanka Shep
16.	Custom cast metal restorations	16	Archana Agroya, Pooja Agroya
17.	Restoration of an endodontically treated tooth using Fiber Post	17	Veenit Acharya, Mitra Shinde
18.	Calcium hydroxide : Steps in remineralisation	18	Rohini S. Divekar, Swati Dakhure
19.	Inlay cavity preparation	19	Nikhil Shaikh, Mirajgave
20.	Fish Zone	20	Rohan M. Mane, Anam Momin
21.	BMP Steps (Step back method)	21	Manali Mane, Sharda Giri, Namrata Patil
22.	Armamentarium for access cavity preparation	22	
23.	Preclinical natural teeth exercises and removable dies	69	
24.	Cutting instruments	70	
25.	Diagnostic Instruments	71	
26.	Preclinical natural teeth exercises and removable dies	72	
27.	Dental Caries (G.V. Black)	73	Kiran Patil, Pratik Nimbalkar, Bharat Swami
28.	Carving and burnishing instrument	74	
29.	Restorative Instrument	75	
30.	Preclinical natural teeth exercises and removable dies	76	


Principal
 M.I.D.S.R. Dental College,
 LATUR

Charts (in Department):

Sr.No.	Topic	Model No.	Presented By
1.	Chair position in dentistry	23	Mote Deepali, Math Anusha
2.	Diamond Burs and carbide burs	24	Ravina Dharamsi, Yashwant Deshmukh, Pooja Dhir
3.	Diseases of pulp	25	Sanjana Ghadge, Anju Sharma, Pooja Kapse, Pranoti Kausadikar
4.	Composite	26	Kiran Nagare, Tushar Nayak, Jyoti Nagade
5.	Infection Control	27	Vijayalaxmi Shashtri, Hema Shinde, Vaishnavi Shevatkar
6.	Generation of bonding agent	28	Priya Pande, Karishma Pathan, Aishwarya Patil
7.	Rubber dam isolation	29	Preeti Kendre, Asiya Khan, Pooja Kharolkar
8.	Mercury Hazards	30	Shital Kale, Pranali Kale, Priya Kale
9.	Occupational safety & health administration (OSHA) for health personnel	31	Sandip Shakkarwar, Jyotsana Sharma, Priyanka Sharma
10.	Who classification of Periradicular disease	32	Anuja Dhumal, Pallavi Rao, Priti Lahane, Sweta Jadhav
11.	Basic terminologies	33	Mayur Biradar, Avinas Birajdar, Ashwini Borkar
12.	Difference between amalgam and inlay cavity preparation	34	Sharmista Kadam, Sonali Kadam, Ganesh Kalandar
13.	Glass ionomer cement	35	Kajal Murudkar, Sanam Mattekhan, Mohmmad Saiful Islam
14.	Dental caries classification by graham J Mount	36	Rohini Bartakke, Priti Bargaje, Nitish Bapure



Principal
M.I.D.S.R. Dental College,
LATUR


15.	Vertucci's classification of Root Canal System	37	Supriya Mhaske
16.	Endodontics Instruments	38	Ajay Kute, Pratibha Kshirsagar, Bhagyashri Landge, Bhagyashri Magar
17.	Zinc Phosphate Cement	39	Pratiksha Tiwari, Sneha Chikhlikar, Swapnali kokare
18.	Methods of sterilization	40	Mane Anjali, Magdum Kanishka, Mane Vaidehi
19.	Instruction to patient (Marathi)	41	
20.	Root Canal Treatment (Marathi)	42	
21.	Esthetic Dentistry	43	Anushri Jaiswal, Sayali Kulkarni
22.	Root canal treatment	44	Priya Trimukhe, Anamika Ghodke
23.	Sterilisation in operative dentistry	45	Shital Kamble
24.	Dental operating microscope	46	Manish Sing, Md. Washimoddin
25.	Additional emergency drugs	47	Rupali Vaidya, Santosh Yadav, Sanjana Zarkar
26.	Additional emergency drugs	48	Rupali Vaidya, Santosh Yadav, Sanjana Zarkar
27.	Infection Control	49	Kiran Patil, Sumiti Thadkar
28.	Obturation Techniques	68	Shital Mohite, Pooja Pallod, Ashwini Mirajgave

Rangave

Principal
M.I.D.S.R. Dental College,
LATUR

Charts (In Pre-clinic):

Sr.No.	Topic	Model No.	Presented By
1.	Cavity Preparation	50	Dinesh Jaiswal, Ankita Istalkar, Shena Jadhavar
2.	Class I & Class II Cavity Preparation	51	Shital Wagh, Sonali Chaudhari
3.	Tooth numbering system	52	Mayuri Dhoka, Ashwini Ghogare
4.	Line angles and point angles	53	Snehankita Bule, Sujata Chaudhari, Neha Chavan
5.	Cavity preparation	54	Ankita Joshi, Pradnya Kadam, Ratneshwari Kadam
6.	Steps in tooth preparation	55	Akshay Gomare, Shital Gutte, Kiran Harnale
7.	G.V. Black classification of dental caries	56	Abdul Naveed, Ayyagiri Viresh, Azra Sameen
8.	OSHA regulation for storage of extracted teeth	57	Shruti S. Shraddha S. Akshay S.
9.	Operative Dentistry	58	Pooja Bhagat, Surabhi Bhokar, Ajay Biradar
10.	Instruments formula and parts	59	Sayali Choughule, Shweta Dad, Rutuja Deshmukh
11.	Classification of hand instrument	60	Nikhil Chawala, Achyut C, Shivkumar C
12.	Dental burs	61	Dhondge Nikita, Doifode Swati, Denge Shital
13.	Contacts and contours	62	Mishra Preeti, Kulkarni Ganesh, Naik D.K.
14.	Matrices, Matrix Retainers & Wedges	63	Kale Maya, Kareepadath Midhila, Amol Katkar
15.	Liners, bases & varnishes	64	Asiya Shaikh, Ayman Shaikh, Najma Shaikh
16.	Zinc Phosphate Cement	65	Pooja Lanjile, Neha Lawate, Jyotsna Mamidwar
17.	Calcium Hydroxide	66	Pronoy M. Rutuja M. Sindhutai M.
18.	Silver amalgam	67	Prachi K. Payal K, Shreya I


Principal
M.I.D.S.R. Dental College,
LATUR


H.O.D.
Dept. of Conservative & Endodontics
M.I.D.S.R. Dental College, Latour

MAEER PUNE'S

MIDSR DENTAL COLLEGE LATUR

Department of Conservative Dentistry & Endodontics

List of facilities provided for staff & Student for Research Work

Sr. No.	Name of Equipment	Qty.
1	Research Room	Yes
2	Computer with Internet	04
3	Printer	01
4	Online access to Journals	Yes
5	Scanner	01
6	Dental Operating Microscope	01

Bangani

Principal
M.I.D.S.R. Dental College,
LATUR

[Signature]
H.O.D.

Dept. of Conservative & Endodontics
M.I.D.S.R. Dental College, Latur

MAEER PUNE'S

MIDSR DENTAL COLLEGE LATUR

Department of Conservative Dentistry & Endodontics

List of Furniture & IT Infrastructure

HOD room:	Chairs: 2 Tables: 1 Lockers:1 Almirah:1	Store Room	Almirah: 2 (pg clinics) 1(pre clinics)
Reader Room:	Chairs: 2 Tables:1	Library:	Chairs:2 Tables: 1 Almirah:1
PG Room:	Chairs: 4 Tables:2 Almirah:1 Lockers:1	RVG Room	Chairs:1 Tables:1
Seminar room:	Chairs: 20		
Computer Unit	05	Printer	01
Television	02		



Principal
M.I.D.S.R. Dental College,
LATUR



H. O. D.
Dept. of Conservative & Endodontics
M.I.D.S.R. Dental College, Latu

Department Of Oral Surgery

MAHARASHTRA INSTITUTE OF DENTAL SCIENCE & RESEARCH (DENTAL COLLEGE), LATUR.
DEPARTMENT :- ORAL & MAXILLOFACIAL SURGERY

Equipment List

A) Exodontia

Name	Specification	Quantity		Available Quantity	Adequate/ Inadequate
		50 Intake	100 Intake		
Dental Chairs and Units	Electrically operated, Spittoon attachment, Halogen Light with 2 intensity, Air Ventury suction, X-ray viewer, 3 way syringe, instrument tray Dental Operators stool and height adjustment and suction, Micro motor/Airotor	15	30	30	Adequate
Autoclave	Having wet and dry cycle, which can achieve 135°C With minimum capacity of 20 liters	2	2	2	Adequate
Ultrasonic cleaner	Minimum capacity 13litres with mesh bucket	1	2	2	Adequate
Needle Burner With Syringe Cutter		4	6	6	Adequate
Extraction forceps sets	Complete set	10	20	20	Adequate
Dental elevators	Complete set	5	10	10	Adequate
Minor Oral Surgery kits		3	6	6	Adequate
Emergency drugs tray		1	1	1	Adequate
Oxygen cylinder With mask		1	1	1	Adequate
X-ray viewers		2	2	2	Adequate
Computer	Minimum Pentium-IV	1	1	1	Adequate

B) Minor Surgery

Name	Specification	Quantity		Available Quantity	Adequate/ Inadequate
		50 Intake	100 Intake		
Dental Chairs and Units	Electrically operated, Spittoon attachment, Halogen Light with 2 intensity, high power evacuation system, Air ventury suction, X-ray viewer, Air rotor, Micro motor with straight and contra-angle Handpiece, 3 way syringe, instrument tray Dental Operators stool and height adjustment and suction.	3	5	5	Adequate


Principal
M.I.D.S.R. Dental College,
LATUR


H. O. D.
Dept. of Oral & Maxillofacial Surger
M.I.D.S.R. Dental College, Latu

MAHARASHTRA INSTITUTE OF DENTAL SCIENCE & RESEARCH (DENTAL COLLEGE), LATUR.
DEPARTMENT :- ORAL & MAXILLOFACIAL SURGERY

Equipment List

Name	Specification	Quantity		Available Quantity	Adequate/ Inadequate
Dental Chairs and Units	Electrically operated with shadow less lamp, spittoon, 3 way syringe, instrument tray and high motorised suction, with micromotor and micro motor attachment	One chair per post-graduate student and Two chairs for the faculty in each unit.		19	Adequate
		1 Unit	2 Units	2 Units	Adequate
Autoclave	Front loading	2	3	3	Adequate
Fumigators		1	1	1	Adequate
Oscillating saw	With all hand pieces	1	1	1	Adequate
Surgical Instruments					
General surgery kit including tracheotomy kit		2	2	2	Adequate
Minor oral surgery kit		5	10	10	Adequate
Osteotomy kit		1	1	1	Adequate
Cleft surgery kit		1	1	1	Adequate
Bone grafting kit		1	1	1	Adequate
Emergency kit		1	1	1	Adequate
Trauma set including bone		2	2	2	Adequate
Plating kit		1	1	1	Adequate
Implantology kit	Minimum 2	2	2	2	Adequate
With implants	systems	10	10	10	Adequate
Distraction osteogenesis kit		1	1	1	Adequate
Peizo surgical unit		1	1	1	Adequate
Magnifying loops		1	1	1	Adequate
Operating microscope and Micro surgery kit	desirable	1	1	1	Adequate
Dermatomes		1	1	1	Adequate
Needle destroyer		2	3	3	Adequate
Ultrasonic Cleaner capacity 3.5 lts		1	1	1	Adequate
Formalin chamber		1	1	1	Adequate
Pulse oxymeter		1	1	1	Adequate
Ventilator		1	1	1	Adequate
Major operation theatre with all facilities		1	1	1	Adequate
Recovery and Intensive Care Unit with all necessary life support equipments		2 beds	2 beds	2 beds	Adequate
Fibro optic light		1	1	1	Adequate
Inpatient beds		20	20	20	Adequate
Fiber optic laryngoscope		1	1	1	Adequate
Computer with internet connection with attached printer and scanner		1	1	1	Adequate
LCD projector		1	1	1	Adequate
Refrigerator		1	1	1	Adequate


Principal
M.I.D.S.R. Dental College,
LATUR


H. O. D.
Dept. of Oral & Maxillofacial Surgeny
M.I.D.S.R. Dental College, Latu

MAHARASHTRA INSTITUTE OF DENTAL SCIENCE & RESEARCH (DENTAL COLLEGE), LATUR.
DEPARTMENT :- ORAL & MAXILLOFACIAL SURGERY

Models List

Sr. No.	Models Name	Quantity
1.	Wiring Techniques	1
	a. Arch Bar Fixation	1
	b. Inter Maxillary Fixation	1
	c. Col stouts Wiring	1
	d. Risdon wiring	1
	e. Eyelet Wiring	1
2.	Suturing Techniques	1
3.	Winters Lines Model	1
4.	Steps in Surgical removal of Mandibular third molar	1
5.	Maxillofacial trauma educational model	1
6.	Lefort fracture lines model	1
7.	Trigeminal nerve model	1
8.	Specimens	1
	a. Odontogenic Keratocyst	1
	b. Squamous Cell Carcinoma	1
	c. Ameloblastoma	1


Principal
M.I.D.S.R. Dental College.
LATUR


H. O. D.
Dept. of Oral & Maxillofacial Surgery
M.I.D.S R. Dental College, Latur

MAHARASHTRA INSTITUTE OF DENTAL SCIENCE & RESEARCH (DENTAL COLLEGE), LATUR.
DEPARTMENT :- ORAL & MAXILLOFACIAL SURGERY

Charts List

Sr. No.	Charts Name	Quantity
1.	List of Emergency Drug	1
2.	Zygomatic & Pterygoid Implants	1
3.	Dental Implant	1
4.	Maxillofacial Trauma	1
5.	Autoclave Sterilization Cycle	1


Principal
M.I.D.S.R. Dental College.
LATUR


H. O. D.
Dept. of Oral & Maxillofacial Surgery
M.I.D.S.R. Dental College, Latu

MAHARASHTRA INSTITUTE OF DENTAL SCIENCE & RESEARCH (DENTAL COLLEGE), LATUR.
DEPARTMENT :- ORAL & MAXILLOFACIAL SURGERY

Furniture List

Sr. No.	Furniture Name	Quantity
1.	Wooden Chair	2
2.	Wooden Table	12
3.	Cup board	6
4.	Wooden trolley	4
5.	Chair	22


Principal
M.I.D.S.R. Dental College,
LATUR


H. O. D.
Dept. of Oral & Maxillofacial Surgery
M.I.D.S.R. Dental College, Latur

Department Of Periodontics

MAEER PUNE'S
MIDSR DENTAL COLLEGE LATUR
Department of PERIODONTOLOGY
STERILIZATION EQUIPMENT LIST

Sterilization Instruments	
Table top Auto Clave	01
Auto Clave	01
Steel bin	06


SPECIAL EQUIPMENT LIST AND HAND INSTRUMENTS
(Speciality)

Diagnostic instruments	
<i>W.H.O Probe</i>	13
Nabers Probe	08
Williams Probe	31
Newman's Probe	01
Gold Man Fox Probe	01
Marquis color coded Probe	04
Oral Prophylaxis Instruments	
Supra gingival scalers	22
Sub gingival scalers	10
Surgical Instruments	
Routine Surgical Instrument kit	02
Surgery Trolleys	09
Electro surgery unit	01
Special surgical Instruments	
Kirkland's Knife	11
Bucks Knife	01
Orban Knife	11
Paquette Blade Handle	01
Pocket Marker	01
Mc calls universal curettes	04
Graceys curettes	09
Cumine Scalar	04

Rangne
Principal
M.I.D.S.R. Dental College,
LATUR

Osseous Surgical Instruments	
Mallet	01
Oschenbain Chisel	03
Schluger Bone File	03
Bone File	01
Bone regenerative materials	Bone Graft 3 Box GTR 3 Box
Microsurgical Instruments	
Micro Needle Holder	03
Micro Scissor	03
Magnifying Glass	01


<i>Miscellaneous Instruments</i>	
<i>Composite Gun and Splinting material</i>	02
Digital camera and intra-oral camera	01
Iontophoresis unit	01
Emergency kit	01
Refrigerator	01
X-ray viewer	01
LCD projector	01
Computer with Internet Connection with attached Printer & Scanner	04
Implant kit	01
Ultrasonic Scaler (Satelec P.S) ACTEON	18
Laser	1
Centrifuge machine	1
Plastic curettes	1
Flowable composite	2 syringes


Principal
 M.I.D.S.R. Dental College,
 LATUR


H.O.D.
Dept. Of Periodontics
 M.I.D.S.R. Dental College, LATUR

Department of Periodontology
List of Equipment for UG

Name	Specification	Quantity		Available Quantity
		50 Intake	100 Intake	
Dental Chairs and Units	Electrically operated, Spittoon attachment, Halogen Light with 2 intensity, high power evacuation system, Air Ventury suction, X-ray viewer, Airrotor, Micromotor with straight and contr angle Handpiece, with shadowless lamp, spittoon, 3 way syringe, Ultrasonic sealer with 3 tips, X-ray viewer, instrument Tray Dental Operators stool with height adjustment	17	34	34
Scaling Instruments ets		5	10	10
Surgical Instrument sets		3	6	6
Autoclave	Having wet and dry cycle, which can achieve 135 ⁰ C with minimum capacity of 20 liters	2	3	3
Ultrasonic scaler	Minimum capacity 13 litres with mesh bucket	1	2	2
Electrosurgical cautery		1	1	1
Needle burner With syringe cutter		4	6	6
LASER	Soft tissue laser	1	1	1
Surgical motor With physio dispenser		1	1	1


HOD

Department of Periodontology


Principal
M.I.D.S.R. Dental College,
LATUR


H.O.D.
Dept. Of Periodontics
M.I.D.S.R. Dental College, LATUR

DEPARTMENT: PERIODONTOLOGY
EQUIPMENTS LIST PG :-

S. No.	NAME	SPECIFICATION	Quantity		Availability
1.	Dental Chairs and Units	Electrically operated with lamp, spittoon, 3 way syringe, instrument tray and motorized suction, micromotor and airoter attachment, ultrasonic scaler	One chair and unit per post-graduate student		20
			1 Unit	2 Units	
2.	Autoclave		1	1	1
3.	Airoter hand pieces		2	2	2
4.	W.H.O probe		2	2	2
5.	Nabers probe		2	2	2
6.	Williams probe		2	2	2
7.	UNC-15 probe		4	4	4
8.	Gold Man fox probe		1	1	1
9.	Pressure sensitive probe		1	1	1
10.	Marquis color coded probe		1	1	1
11.	Supra gingival scalers	set	2	2	2
12.	Sub gingival scaler	set	2	2	2
13.	Arkansas sharpening stone		1	1	1
	<u>SURGICAL INSTRUMENTS</u>				
1.	Routine surgical instrument kit (Benquis periosteal elevator, pe riotome)	set	2	3	3
2.	X ray viewer		1	2	2
3.	Electro surgery unit		1	1	1


Principal
 M.I.D.S.R. Dental College,
 LATUR


	Special Surgical Instruments				
1.	Kirkland's knife	set	1	1	1
2.	Orban's knife	set	1	1	1
3.	Paquette blade handle		1	1	1
4.	Krane kaplan pocket marker	set	1	1	1
5.	Mc Calls universal curettes	set	1	1	1
6.	Gracey's curettes (No.1-18)	set	2	2	2
7.	Mini five curettes	set	1	1	1
8.	Cumine scalar		1	1	1
9.	Mallet		1	1	1
10.	Chisel		1	1	1
11.	Oschenbein chisel	straight, curved	1	1	1
12.	Schluger bone file		1	1	1
13.	Bone fixation screw kit		1	1	1
14.	Bone scrapper		1	1	1
15.	Bone trephines for harvesting autografts	1 set	1	1	1
16.	Micro needle holder		1	1	1
17.	Micro scissors		1	1	1
18.	Magnifying loop (2.5 – 3.5)		1	2	2
19.	Operating microscope	optional	1	1	-
20.	3 rd generation digital probe	optional	1	1	-
21.	Bone expander and bone crester	optional	1	1	1
22.	Distraction osteogenesis kit	optional	1	1	1
23.	Bone mill	optional	1	1	1
24.	Bone graft / membrane placement spoon		1	1	1


Principal
M.I.D.S.R. Dental College.
LATUR

25.	Bone condenser		1	1	1
26.	Peizo-surgery unit	optional	1	1	1
27.	Centrifuge for PRP/PRF preparation		1	1	1
28.	Soft tissue laser (8 watt)	Not required, if available in Central Laser clinic	1	1	1
29.	Osteotome	Set optional	1	1	1
MISCELLANEOUS INSTRUMENTS					
1.	Composite gun with material kit		1	1	1
2.	Splinting kit with material		2	3	3
3.	Composite finishing kit		1	1	1
4.	Digital camera		1	1	1
5.	Intra Oral camera		1	1	1
6.	Ultrasonic cleaner		1	1	1
7.	Emergency kit		1	1	1
8.	Refrigerator		1	1	1
9.	Audio Visual System		1	1	1
10.	Computer with internet connection with attached printer and scanner		1	1	1
11.	Educating models		1	1	1
<u>Implant Equipment</u>					
12.	Electrical dental chair and unit	Not required, if Central Implant Clinic is available	1	1	1
13.	Physio dispenser	Not required, if Central Implant Clinic is available	1	1	1


Principal
 M.I.D.S.R. Dental College,
 LATUR

14.	Implant kit	Not required, if Central Implant Clinic is available	2	2	2
15.	Implants	Not required, if Central Implant Clinic is available	10	10	10
16.	Implant maintenance kit (plastic instruments)	Not required, if Central Implant Clinic is available	1 set	1 set	1 set
17.	Implant guide	Not required, if Central Implant Clinic is available	1	1	1
18.	X-ray viewer	Not required, if Central Implant Clinic is available	1	2	2
19.	Ultrasonic cleaner capacity 3.5 lts	Not required, if Central Implant Clinic is available	1	1	1
20.	Autoclave	Not required, if Central Implant Clinic is available	1	1	1
21.	Digital X-ray system	Not required, if Central Implant Clinic is available	1	1	1
22.	Surgical kit	Not required, if Central Implant Clinic is available	2	2	2
23.	Sinus lift kit	Not required, if Central Implant Clinic is available	1	1	1
24.	Implant removing kit	Not required, if Central Implant Clinic is available	1	1	1


HOD

Department of Periodontology


Principal
M.I.D.S.R. Dental College,
LATUR

H.O.D.
Dept. Of Periodontics
M.I.D.S.R. Dental College, LATUR

**Maharashtra Institute of Dental Sciences and Research (Dental College),
Latur**

Department of Periodontology

List of Charts

Sr. No.	Topic	Number
1	Classification of periodontal diseases	MIDSR DC/PERIO/POSTER-01
2	Periodontal instruments	MIDSR DC/PERIO/POSTER-02
3	Accessibility and position of patients	MIDSR DC/PERIO/POSTER-03
4	Principles of instrumentation (visibility, illumination, retraction)	MIDSR DC/PERIO/POSTER-04
5	Principles of instrumentation (finger rest for instrument stabilization)	MIDSR DC/PERIO/POSTER-05
6	Instrument stabilisation	MIDSR DC/PERIO/POSTER-06
7	Principles of instrument activation	MIDSR DC/PERIO/POSTER-07
8	Principles of ultrasonic scaling	MIDSR DC/PERIO/POSTER-08
9	Interdental cleansing aids	MIDSR DC/PERIO/POSTER-09
10	Modified Stillman's brushing technique	MIDSR DC/PERIO/POSTER-10
11	Charters brushing method	MIDSR DC/PERIO/POSTER-11
12	Brushing techniques	MIDSR DC/PERIO/POSTER-12
13	Periodontal pockets	MIDSR DC/PERIO/POSTER-13
14	Postoperative instructions	MIDSR DC/PERIO/POSTER-14
15	Dental implant placement	MIDSR DC/PERIO/POSTER-15
16	Vestibular deepening surgery	MIDSR DC/PERIO/POSTER-16
17	Gingival depigmentation	MIDSR DC/PERIO/POSTER-17
18	Root coverage procedure with subepithelial connective graft	MIDSR DC/PERIO/POSTER-18
19	Regenerative flap surgery with guided tissue regeneration and bone graft	MIDSR DC/PERIO/POSTER-19
20	Maxillary labial Frenectomy using diode laser	MIDSR DC/PERIO/POSTER-20
21	List of Emergency Drugs	MIDSR DC/PERIO/POSTER-21

[Signature]
Principal
M.I.D.S.R. Dental College,
Latur

[Signature] H.O.D.
Dept. Of Periodontics
M.I.D.S.R. Dental College, Latur

DEPARTMENT OF PERIODONTOLOGY

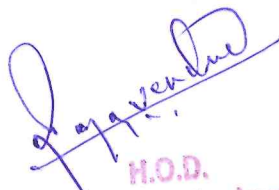
MUSEUM MODEL LIST

Sr. No	Name of Item/ Project/ Showpiece/ Models	Type of object
1	Position of the gingiva Definition:- The position of the gingiva refers to the level at which the gingival margin is attached to the tooth. 1. Visible Recession 2. Apparent gingiva 3. Hidden Recession Actual gingiva	MIDSR DC/PERIO/MUSEUM/MODEL/01
2	Periodontal fibers:- 1. Horizontal Fibers 2. Oblique Fibers 3. Apical Fibers 4. Inter-Ridiculer Fibers 5. Trans- Sepal Fibers 6. Alveolar Crest Fibers 7. Alveogingival Fibers 8. Dento gingival fibers 9. Circumferential fibers	MIDSR DC/PERIO/MUSEUM/MODEL/02
3	Steps in respective Osseous surgery:- 1. Radicular blending 2. Vertical grooving 3. Gradualisation marginal bone 4. Flattening interproximal bone	MIDSR DC/PERIO/MUSEUM/MODEL/03
4	Furcation Involvement	MIDSR DC/PERIO/MUSEUM/MODEL/04
5	Melchers Concept of Periodontal Tissue Regeneration (GTR):- 1.Epithelial cells 2.Gingival Connective Tissue Cells 3. Bone Cells 4. Periodontal Ligament Cells. 5.GTR	MIDSR DC/PERIO/MUSEUM/MODEL/05
6	Gingival Embrasure	MIDSR DC/PERIO/MUSEUM/MODEL/06

Rangan
Principal
M.I.D.S.R. Dental College,
LATUR

7	Free Gingival Graft:- 1.Miller s Class I Gingival Recession 2.Donor Site 3.Recipient bed 4.Graft Transferred to Recipient Bed 5.6Month post operative	MIDSR DC/PERIO/MUSEUM/MODEL/07
8	Dental Implant	MIDSR DC/PERIO/MUSEUM/MODEL/08
9	Incisions of Flap Surgery:- 1.Internal Bevel Incision 2.Cerevicular Incision 3.Interdental Incision	MIDSR DC/PERIO/MUSEUM/MODEL/09
10	Operculectomy:- Def:- Surgical excision of mucosa over an partially erupted tooth. 1. Operculum Covering partially erupted tooth with pericoronitis 2. Irrigation done with warm saline and beta dine 3. Incision line brawn 4. Post-operative healing Symptoms of Pericoronitis:- 1.Pain 2. Infection 3.Swelling in gum tissue (Caused by Accumulation of Fluid) 4.A Bad Taste in mouth (Caused by pus leaking from gum) 5. Difficulty in opening mouth. Procedure :- 1.drainage of abscess 2.Lrrigation with warm water to remove debris 3.Recall after two days 4.give Profuse la 5.Draw incision line 6.Remove operculun	MIDSR DC/PERIO/MUSEUM/MODEL/10
11	Root Resection :- 1.Bone Defect 2.Resection line 3.Completed procedure	MIDSR DC/PERIO/MUSEUM/MODEL/11
12	Glickman s Concept of Trauma From Occlusion	MIDSR DC/PERIO/MUSEUM/MODEL/12
13	Tooth Bicuspidisation	MIDSR DC/PERIO/MUSEUM/MODEL/13


Principal
M.I.D.S.R. Dental College,
LATUR


H.O.D.
Dept. Of Periodontics
M.I.D.S.R. Dental College, LATUR

ML SR Dental College and Hospital, Latur


ANNUAL STOCK VERIFICATION CARRIED OUT FOR THE YEAR- 2024-2025

DEPARTMENT OF PERIODONTOLOGY LIST OF NON-CONSUMABLE ITEMS

Sr. No.	Name of Articles	Stock Ledger No./ Page No.	Stock Ledger Balance Quantity	Physically Balance Quantity on Ground	Deficient Quantity	Surplus Quantity	Breakage /Damage Quantity	Transfer on loan quantity	Taken on loan Quantity	Total Quantity	Remark
1	2	3	4	5	6	7	8	9	10	11	12
1	Autoclave (Top Loading)	1	1	1						1	
2	Autoclave (Front Loading)	1	0	0						0	
3	Air Prophy Unit	3	8	8						8	
4	A.C	4	1	1						1	
5	Board (white)	6	1	1						1	
6	Bone Curettes	8	3	3						3	
7	Bone File (Surgarman/Schluger)	9	4	4						4	
8	Bone Ronguer	10	3	3						3	
9	Book Rack	11	3	3						3	
10	B.P.Apparatus	12	1	1						1	
11	B P Handle	13	4	4						4	
12	Calculator	15	1	1						1	
13	Call bell	16	1	1						1	
14	Carver	17	5	5						5	
15	Chair (Wooden)	18, 151	24	24						24	
16	Chair (HOD)	19,152	1	1						1	
17	Chair (Study)	19,153	20	20						20	
18	Chair (Plastic-Nilkamal)	18,150	25	25						25	
19	Chairside Locker (UG+PG)	20	8	8						8	
20	Chisel (Oschenbein)	21	3	3						3	
21	Cheek Retractor	22	2	2						2	
22	Cotton Waste Receiver	23	4	4						4	
23	Curettes (Colour Coded)	25,155	7	7						7	
24	Curettes (osung)	26	14	14						14	
25	Curettes (GDC)	27	9	9						9	
26	Curettes (Hu Friedy)	28	39	39						39	

Principal
M.D.S.R. Dental College,
LATUR

61	Hand Scaler Perio. (Hoe Scaler)	58	0	20						20	
62	Hand Scaler Endo. (Hoe Scaler)	58	6	6						6	
63	Iontophoresis	59	1	1						1	Not Working
64	Implant kit (Equinox)	110	1 kit	1 kit						1 kit	
65	Implacare Mainteince Handle & tips	115	13	13						13	
66	Intraoral Camera	117	1	1						1	
67	Kidney Tray (big)	60	5	4				1		5	
68	Kindney Tray (Medium)	60	8	8						8	
69	Kindney Tray (Small)	60	4	4						4	
70	Lock	61	3	3						3	
71	Light Cure Unit (woodpekar)	62	1	1						1	
72	Light Cure Unit (coxo db)	62	1	0				1 (Store)		1	
73	LCD Projector with HDMI Cable	63	0	0						0	
74	LCD Projector Stand	64	1	1						1	
75	Laser (Biolase) Unit	65	1	0				1 (Store)		1	
76	Micromotor Unit (Clinical Lab)	66,148	5	5						5	
77	Micromotor Unit (Control Box)	66,149	2	1				1		2	
78	Mouth Mirror	67	0	0						0	
79	Mallet	68	1	1						1	
80	Micro Surgical needle holder	69	3	3						3	
81	Magnifying Glass and loupes	70	1+1	1+1						1+1	
82	Notice Board	71	2	2						2	
83	Needle Holder	72	3	3						3	
84	Needle Burner	73	6	6						6	
85	Simple Probe	74	0	0						0	
86	Nabers Probe	76	17	16				1		17	
87	Williams Probe	77	34	34						34	
88	WHO Probe	78	21	21					1	21	
89	Goldman fax probe	79	1	1						1	
90	Marquis Color Coded probe	80	4	4						4	
91	Periosteal Elevator	81	3	2				1		3	
92	Punching Machine	82	2	1				1		2	
93	Plier	83	2	2						2	
94	Plastic Stationery tray	84	1	1						1	


 Principal
 M.D.S.R. Dental College,
 LATUR

[illegible]

128	U.P.S	106,136	4	3				1	4
129	Wire Cutter	107,174	1	1					1
130	Wall Clock	107,173	1	1					1
131	Wall Mirror	108	2	2					2
132	Water Drum	112	1	1			Transfer to Conservative		0
133	X-ray viewer	108	2	2					2
134	Suction Machine (Vactech)	118	2	2					2
135	Micro Surgery Kit (CKDS)	119	1 Box	28					28 Instrument
136	Physiodispenser (X Cube)	120	1	1					1
137	Tube light + Bulb	121	33+2	33+2					33+2
138	Fan	122	29	29					29
139	Fumigation Machine	123	1	1					1
140	Web Camera+Speaker+Headphone	125	1+1+1	1+1+1					1+1+1
141	Pulse Oximeter	126	1	1					1
142	Infrared Thermometer	126	1	1					1
143	Student Locker	127	2	2					2
144	LED Smart T.V.	128	1	1					1
145	Scaler Handpiece (Woodpeckar)	129	5	5					5
146	Scaler Tips (Woodpeckar)	130	20	20					20
147	Shoe Stand	131	2	2					2
148	Pressure Sensitive Probe	132	1	1					1
149	Sinus Lift Kit Set	134	1	1					1
150	Sinus Lift Kit Laberals	134	1	1					1
151	Implant Guide (1.0 & 2.0)	135	2	2					2
152	Brochure Stand	137	1	1					1
153	Plastic Stool	138	4	4					4
154	X Ray Machine Biomedicare (RVG)	111	1	1					1
155	Laser (Novolase) Unit	66	1	1					1
156	Ultrasonic Scaler (Dentmark)	177	2	2					2
157	Ultrasonic Scaler (VRN)	177	1	1					1
158	Woodpecker Tips	104	5	5					5

Principal *P. S. Rangan*
M.D.S.R. Dental College,
LATUR

H.O.D.
Dept. Of Periodontics
M.D.S.R. Dental College, LATUR

Department Of Orthodontics

As per Revised BDS course regulations, 2007

Department: **Orthodontics**

Name	Specification	Quantity	Available Quantity	Adequate / Inadequate
		100 Intake		
Dental Chairs and Units	Electrically operated, Spittoon attachment, Halogen Light with 2 intensity, Air Ventury suction, micromotor control light cure 3 way syringe, X-ray viewer, instrument tray Dental Operators stool with height adjustment	18	18	Adequate
Unit mount scaler		5	5	Adequate
Autoclave	Having wet and dry cycle, which can achieve 135°C with minimum capacity of 20 liters	2	2	Adequate
Ultrasonic cleaner	Minimum capacity 13 litres with mesh bucket with digital timer	2	2	Adequate
ORTHO LAB				Adequate
Plaster dispenser	One each for plaster and stone plaster	2	2	Adequate
Vibrator		2	2	Adequate
Model Trimmer		2	2	Adequate
Micromotor	Heavy duty	4	4	Adequate
Lathe		2	2	Adequate
X-ray viewers		2	2	Adequate
OPG with cephalostat	If available in radiology its is adequate	1	1	Adequate
Welders		4	4	Adequate
Blue Torch		1	1	Adequate
Base Formers		4	4	Adequate
Typodont		4	4	Adequate
Set of pliers		10	10	Adequate
Welder with soldering attachments		1	1	Adequate
Hydro solder		1	1	Adequate
Typhodont articulator	With metal teeth wax rim of Class I, II, III	4	4	Adequate
Pressur mouldig machine		1	1	Adequate

Rangan
Principal
M.I.D.S.R. Dental College,
LATUR

H. O. D.
Department of Orthodontics
M.I.D.S.R. Dental College, LATUR

As per MDS Course regulations, 2017

Department: Orthodontics and Dentofacial Orthopedics

Name	Specification	Quantity	Available Quantity	Adequate / Inadequate
Dental Chairs and Units	Electrically operated with shadow less lamp, spittoon, 3 way syringe, instrument tray and motorized suction	One chair & unit per PG student and Two chairs with unit for the faculty	19	Adequate
		2 Units		
Vacuum /pressure moulding unit		1	1	Adequate
Hydrogen soldering unit		1	1	Adequate
Lab micromotor		5	5	Adequate
Spot welders		5	5	Adequate
Model trimmer (Double disc)		3	3	Adequate
Light curing unit		2	2	Adequate
High intensity light curing unit		2	2	Adequate
Polishing lathes		3	3	Adequate
Tracing tables		5	5	Adequate
SLR digital camera		1	1	Adequate
Scanner with transparency adapter		1	1	Adequate
X-ray viewer		4	4	Adequate
LCD projector		1	1	Adequate
Autoclaves for bulk instrument Sterilization vacuum (Front loading)		1	1	Adequate
Needle destroyer		1	1	Adequate
Dry heat sterilizer		1	1	Adequate
Ultrasonic scaler		1	1	Adequate
Sets of Orthodontic pliers		3	3	Adequate
Orthodontic impression trays		5	5	Adequate
Ultrasonic cleaner capacity 3.5 lts		1	1	Adequate
Electropolisher		1	1	Adequate
Typodonts with full teeth set		3	3	Adequate
Anatomical articulator with face bow attachments		1	1	Adequate
Free plane articulators		1	1	Adequate
Hinge articulators		4	4	Adequate
Computer software for cephalometrics		1	1	Adequate
Computer with internet connection with attached printer and scanner		1	1	Adequate
Refrigerator		1	1	Adequate

Rangan
Principal
M.I.D.S.R. Dental College.
14/01/2017

H.O.D.
Department of Orthodontics
M.I.D.S.R. Dental College, Lalw

Department of Orthodontics

List of Models

Sr. No	Models	No of Models
1.	Activator	2
2.	Adams Clasp	6
3.	Anterior Bite Plane	4
4.	Band & Bar Space Maintainer	1
5.	Band And Bar	1
6.	Band and Loop	2
7.	Basic Orthodontic Wire Bending	1
8.	Bionator	4
9.	Catalans Appliance	3
10.	Chin Cup	1
11.	Coffin Spring	4
12.	Distal Shoe	1
13.	Distal Shoe Space Maintainer	2
14.	Face Mask/ Reverse pull Head Gear	1
15.	Fixed Orthodontic Treatment Mould	1
16.	Frankel Appliance	6
17.	Habit Breaking Appliance (Tongue Crip)	3
18.	Hawley's Appliance	14
19.	Head Gears	1
20.	High Labial Bow with Apron Spring	1
21.	Lingual Arch	1
22.	Lip Bumper	1
23.	Long Labial Bow	2
24.	Mills Retractor	1
25.	Nance Arch	2
26.	Obturator	2
27.	Oral Screen	2
28.	Palatal Canine retractor	1
29.	Pendulum Appliance	2
30.	Posterior Bite Plane	3

Rangan
Principal
M.I.D.S.R. Dental College,
LATUR

31.	Quad Helix/Slow expansion Device	5
32.	R.M.E/ Rapid maxillary expansion	1
33.	Self Supported canine retractor	1
34.	Short Labial Bow	5
35.	Study Model	5
36.	Trans Palatal Arch	1
37.	Twin Block Appliance	1



H. O. D.

Department of Orthodontics
M.I.D.S.R. Dental College, LATUR




Principal
M.I.D.S.R. Dental College,
LATUR

Dept. of Orthodontics & Dentofacial Orthopedics

List of Charts

1. ABO Guidelines for IDEAL Photographs.
2. Various fixed Appliance Prescriptions.
3. Tip Edge V/S Tip Edge 'Plus'
4. Does functional Appliance Therapy Result in Muscle Atrophy – A MRI & USG Study.
5. Advances In Anchorage.
6. Andy's facial growth Indicator.
7. Nano Technology
8. Soft tissue Diagnosis The 3RD Dimension.
9. History of Indian Orthodontic Society.
10. Downs Analysis – Dental Parameters.
11. Downs Analysis – Skeletal Parameters.
12. Extrusion of Impacted Canine.
13. Treatment Available Department Of Orthodontics.
14. Diagnosis Treatment Plan (Creating Confident Smile)
15. Application of Elastics.
16. Dewel's Method of Serial Extraction .
17. Functional Cranial Component.
18. Andrew's Six Keys to normal Occlusion.
19. Occlusal Relationship of Primary & Secondary Molars.
20. Growth of Maxilla.
21. Forms of facial Process.
22. Stages of Embryonic Craniofacial Development.
23. Frankel Appliances.
24. U-Loop Canine Retractor.
25. Finger Spring.
26. Triangular Clasp Circumferential Clasp (C-CLASP).
27. Hawley's Appliances.
28. 'U' Clasp
29. Twin Block Appliance.
30. Habit Breaker – Tongue Crib
31. Habit Breaker – Tongue Crib
32. Coffin Spring
33. Definition of Orthodontics by British Society.
34. Definition of Orthodontics by American Association.


Principal
M.I.D.S.R. Dental College,
LATUR


H. O. D.
Department of Orthodontics
M.I.D.S.R. Dental College, Latu

Department of Orthodontics
List of Furniture non Consumable

Sr. No.	NAME	QUANTITY
1	Wooden Table - Office	2
2	Computer Table	1
3	Woodden Table	16
4	Long Preclinical Table	7
5	Clinical Table With Granite Top	13
6	Fibre Chair	36
7	Office Chair	2
8	Woodden Chair	4
10	Steel Almairah	8
11	Book Case	8
12	Wood Rack	9
13	Fridge With Stand	1
14	Air Cooler With Stand	1
15	Ceiling Fan	33
16	Tube Light	49
17	Patient Waiting Chairs (Set Of 3)	18


H. O. D.
Department of Orthodontics
M.I.D.S.R. Dental College, Latur


Principal
M.I.D.S.R. Dental College,
LATUR

Department Of Pedodontics

Department: Paediatric and Preventive Dentistry

Name	Specification	Quantity		Available Quantity	Adequate / Inadequate
Dental Chairs and Units	Electrically operated with shadowless lamp, spittoon, 3 way syringe, and motorised suction, micromotor attachment with contra angle miniature handpiece, airtor attachment with miniature handpiece, dental operator stool (40% dental chairs shall be pedo chairs)	One chair and unit per post-graduate student and Two chairs with unit for the faculty			
		1 Unit	2 Units		
Pedo extraction forceps sets		3	4	4	
Autoclaves for bulk instrument sterilization vacuum (Front loading)		1	2	2	
RVG with intra oral x-ray unit		1	1	1	
Automatic developer		1	1	1	
Pulp tester		2	3	3	
Apex locator		1	1	1	
Rubber dam kit	One set per student	1	1	1	
Injectable GP condenser		1	1	1	
Endodontic pressure syringe		1	1	1	
Glass bead steriliser		2	4	4	
Spot welder		2	3	3	
Ultrasonic scalers		2	4	4	
Needle destroyer		1	1	1	
Formalin chamber		1	1	1	
Ultrasonic cleaner capacity 3.5 lts		1	1	1	
X-ray viewer		2	3	3	
Amalgamator		1	2	2	
Plaster dispenser		2	2	2	
Dental lathe		1	2	2	
Vibrator		2	3	3	
Typodonts	One set per student	1	1	1	
Soldering unit		1	1	1	
Band pinching beak pliers		2 Sets	2 Sets	2 Sets	
Proximal contouring pliers		2	3	3	
Crown crimping pliers		2	3	3	
Double beak pliers anterior and posterior		2	3	3	
Lab micro motor		2	3	3	
Acryliser		1	2	2	
Magnifying loupes		1	1	1	
Conscious sedation unit	Desirable	1	1	1	
Pulse oxymeter		1	1	1	
Phantom head table with attached Light, Airtor and micro motor	One set per each P.G. Student	1	1	1	
Computer with internet connection with attached printer and scanner		1	1	1	
LCD projector		1	1	1	
Refrigerator		1	1	1	

Sangam
Principal
M.I.D.S.R. Dental College.
LATUR

HEAD
DEPARTMENT OF PEDODONTIC
M.I.D.S.R. Dental College, LATUR

~~Test~~
Camp

Department: Paediatric and Preventive Dentistry

Name	Specification	Quantity		Available Quantity	Adequate / Inadequate
		50 Intake	100 Intake		
Dental Chairs and Units	Electrically operated, Spittoon attachment, Halogen Light with 2 intensity, high power motorized evacuation system, Air rotor with miniature, Airrotor HPS, Micro motor with miniature contrangle Hand piece, 3 way syringe, ultrasonic sealer with 3 tips, Light cure unit LED based heat free, X-ray viewer, instrument tray Dental Operator's stool with height adjustment (Pedo chair preferred)	10	20	20	
Autoclaves	Having wet and dry cycle, which can achieve 135°C with minimum capacity of 20 liters	1	2	2	
Ultrasonic cleaner	Minimum capacity 13 liters with mesh bucket with digital timer	1	2	2	
Needle Burner with syringe cutter		2	3	3	
Amalgamator		1	1	1	
Pulp Tester Digital		1	1	1	
Rubber dam kit for pedo		3	5	5	
Apex locator		1	1	1	
Endo motor	With torque control HPs	1	1	1	
Injectable gutta percha with condensation		1	1	1	
Radiovisiography	Digital intra X-ray system with pedo sensor and software	1	1	1	
Intra Oral Camera	With high resolution	1	1	1	
Scale instruments		5	10	10	
Restorative instruments		5	10	10	
Extraction forceps		5	10	10	
Intra-oral X-ray		1	1	1	
Automatic Developer		1	1	1	
Computer	Minimum Pentium – IV	1	1	1	
PEDO LAB					
Plaster dispenser	One each for plaster and stone plaster	2	2	2	
Model Trimmer	With diamond disc	1	1	1	
Model Trimmer	Double disc one diamond and one carborandum disc	1	1	1	
Welder with soldering attachments		1	1	1	
Vibrator		2	2	2	
Lab micro motor	Heavy duty with Hps	2	3	3	
Dental Lathe		1	1	1	
Model Trimmer		1	1	1	
Steam cleaner		1	1	1	
Pressure moulding machine		1	1	1	
Carborandum disc		1	1	1	
Diamond disc		1	1	1	


Rangan
Principal
M.I.D.S.R. Dental College.
LATUR

for
Head
HEAD
DEPARTMENT OF PEDODONTICS
M.I.D.S.R. Dental College, LATUR

MIDSR Dental College, Latur
Department of Paediatric & Preventive Dentistry
List of Clinical skill Models

Sr. No.	Name of Models
1	Biomedical waste
2	Nutritional Deficiency
3	Nalagonda technique model
4	Community water purification
5	Aids in health education
6	Social determinants of health
7	Dental council of India
8	Food pyramid
9	Healthy teeth happy smile
10	Brushing technique model
11	Cavity fighters
12	Teeth model of incisors, canine and premolar
13	Etiology of dental caries
14	Apexogenesis
15	Pit and fissure sealant
16	Ellis classification
17	Oral screen
18	Bionator
19	Bilateral removable space maintainer
20	Hawley's retention plate(Mandibular)
21	Catalan's appliance
22	Functional space maintainer(bilateral)
23	Nance button
24	Maxillary expansion appliance
25	Hawley's retainer (maxillary)
26	Lip bumper
27	Fixed tongue crib appliance
28	Lingual arch space maintainer
29	Transpalatal arch
30	Bilateral palatal expansion (Hass type)
31	Jack Screw
32	Band & loop


Principal
M.I.D.S.R. Dental College,
LATUR


HEAD
DEPARTMENT OF PEDODONTICS
M.I.D.S.R. Dental College, LATUR

Maharashtra Institute of Dental Sciences & Research, Latur

Department of Pediatric & Preventive Dentistry

List of Furniture:

Sr. No	Name	Quantity
1.	Book case/book shelf	3
2.	HOD table	1
3.	Staff table	1
4.	Revolving stool/ SS stool	20
5.	Steel cupboard	4
6.	Student locker	1
7.	Wooden table	19
8.	Wooden stool	1
9.	Wooden chair	3

HEAD
DEPARTMENT OF PEDODONTICS
M.I.D.S.R. Dental College, LATUR

Principal
M.I.D.S.R. Dental College.
LATUR

Maharashtra Institute of Dental Sciences & Research, Latur

Department of Pediatric & Preventive Dentistry

List of Chart's:

Sr. No	Chart's Name	Remark
1	Milestones of development	
2	Rampant caries	
3	Developmental anomalies of soft tissues in oral cavity	
4	Immunization schedule	
5	Nursing bottle caries	
6	Multi disciplinary treatments in clefts	
7	Classification of mixed & permanent dentition	
8	Know your dental health plan	
9	Know your dental problems	
10	Special Condition and Oral Health	
11	Dental Care For Children with Special Need	
12	Moyer's Mixed Dentition Analysis	
13	Hixon and old father's mixed Dentition Analysis	

Pangam
Principal
M.I.D.S.R. Dental College
LATUR

h
yz
HEAD
DEPARTMENT OF PEDODONTICS
M.I.D.S.R. Dental College, LATUR

Department Of Oral Medicine

EQUIPMENT REQUIREMENTS

Asper Revised BDS Course Regulations, 2007

Department: Oral Medicine and Radiology

Name	Specification	Quantity		Available Quantity	Adequate / Inadequate
		50 Intake	100 Intake		
	(Space allocation for each dental chair 100 Sq.Ft. in all the Departments)				Adequate
Dental Chairs and Units	Electrically operated, Spittoon attachment, Halogen Light with 2 intensity, Air Ventry Suction, X-Ray viewer, 3 way syringe, instrument tray, Dental Operator's Stool with height adjustment	6	12	19	Adequate
Panoramic X-Ray with Cephalometric	Preferably digital	1	1	1	Adequate
Intra Oral X-ray Unit	70 KV, 8 mA, high frequency preferably Digital timer	2	3	3	Adequate
Pulp testers	Digital			1	Adequate
Automatic periapical X-ray Developer		1	1	1	Adequate
Automatic Panoramic with Cephalometric X-ray Developer		1	1	1	Adequate
X-ray viewer	For Panoramic and Cephalometric films	2	2	2	Adequate
Radiovisiography	Digital Intra X-ray system with one Sensor and Software	1	1	1	Adequate
General X-ray Unit		1	1	1	Adequate
Ortho Pantmograph	Preferably digital	1	1	1	Adequate
Automatic Developers / Dark Room		1	2	2	Adequate
Lead aprons		2	2	2	Adequate
Lead Gloves		1	1	1	Adequate
X-ray Hangers		6	6	6	Adequate
X-ray Viewers		2	2	2	Adequate
Diagnostic Kits	Mouth mirror, dental probe, college tweezers	20	40	40	Adequate
Lead Screen		1	1	1	Adequate
Biopsy Kit		1	1	1	Adequate
Autoclave	Having wet and dry cycle, which can achieve 135°C with minimum capacity of 20 liters	2	2	2	Adequate
Computers	Minimum Pentium – IV	1	1	1	Adequate
Intra Oral Camera	With High resolution	1	1	1	Adequate
Needle Burner with Syringe Cutter		2	2	2	Adequate

Kangare
Principal
M.I.D.S.R. Dental College,
LATUR

Antony
H.O.D.
Dept. Of Oral Medicine & Radiology
M.I.D.S.R. Dental College, LATUR

MIDSR Dental College Latur
Department:- Oral Medicine & Radiology
Equipment and Instruments

Sr.No.	Product Name	Item Discription	Available Qty
1	Autoclave		2
2	Ac (Air conditions)		2
3	Automatic film processer		0
4	Dental chair		20
5	Dryer Machine		0
6	Electric sterlizer		0
7	Needle Burner with Cutter		2
8	Digital OPG	carestream	1
9	Pulp Tester		2
10	X-Ray Viewer		4
11	CBCT Machine	Carestream CS	1
12	Fumigation Machine		1
13	Printer	HP Laser Jet 1020	1
14	Color Printer	Epson -L 130	1
15	RVG	Vatech	1
16	Intra Oral X-ray Unit	BioMedicare (1)	2
17	Dry view 5700 Laser Imager(Printer)	Carestream	1
18	Digital BP Apparatus		1
19	Stethoscope		1
20	Pulse Oxymeter		1
21	Ambu Bag		1
22	Thermameter		1

IT Infrastructure

Sr.No.	Product Name	Item Discription	Available Qty
1	Compater & Assembly	Dell	4
2	Printer	HP Laser Jet 1020	1
3	UPS	Zebronics	3
4	Color Printer	Epson -L 130	1
5	Dry view 5700 laser Imager	Carestream	1
6	UPS For CBCT	Numeric onfiniti	1
7	UPS For OPG	Micro theck	1
8	Celing Fan		9
9	Farmalin chamber		1
10	Tubelights		10
11	Air Conditions (AC)		2
12	Exhaust Fan		1

Kangam
Principal
M.I.D.S.R. Dental College
LATUR

H. G. D.
H. G. D.
Dept. Of Oral Medicine & Radiology
M.I.D.S.R. Dental College, LATUR

MIDSR Dental College Latur
Department:- Oral Medicine & Radiology
Stationery List Non - Consumble

Sr.No.	Product Name	Item Discription	Available Qty
1	Calulator		1
2	Dust bin		14
3	Punching Machine		1
4	Pendrive		1
5	Plastic Glass		10
6	Stamp Pad		1
7	Stappler		1
8	Watch Wall		2
9	Duster		1
10	locker		1



H. O. D.

Dept. Of Oral Medicine & Radiology
M.I.D.S.R. Dental College, LAT.



Principal
M.I.D.S.R. Dental College,
LATUR

MIDSR Dental College Latur
Department:- Oral Medicine & Radiology
IT Infrastructure

Sr.No.	Product Name	Item Discription	Available Qty
1	Compater & Assembly	Dell	4
2	Printer	HP Laser Jet 1020	1
3	UPS	Zebronics	3
4	Color Printer	Epsen	1
5	Dry view 5700 laser Imager	Carestream	1
6	UPS For CBCT	Numeric onfiniti	1
7	UPS For OPG	Micro theck	1
8	Celing Fan		9
9	Farmalin chamber		1
10	Tubelights		10
11	Air Conditions (AC)		2
12	Exhaust Fan		1



H. O. D.

Dept. Of Oral Medicine & Radiology
M.I.D.S.R. Dental College, LATUR


Principal
M.I.D.S.R. Dental College.
LATUR

MIDSR Dental College Latur
Department:- Oral Medicine & Radiology
Clothing List Non - Consumable


Sr.No.	Product Name	Item Discription	Available Qty
1	Head Cap		5
2	Gown		9
3	Bedsheet		5
4	Drep (Pink)		2
5	Drep (Blue)		10


H. O. D.
Dept. Of Oral Medicine & Radiology
M.I.D.S.R. Dental College, LATUR


Principal
M.I.D.S.R. Dental College.
LATUR

MIDSR Dental College Latur
Department:- Oral Medicine & Radiology
Furniture list

Sr.No.	Product Name	Item Discription	Available Qty
1	Cupboards		1
2	Book Case		1
3	Notice Board		1
4	Computer Table		1
5	HOD Table		1
6	working tols back rest		12
7	Fibre Chair		9
8	chair side Locker		10
9	Seminar Chair		10
10	Simple Table		12
11	Wooden Chair		2
12	HOD Chair		1
13	Plastic cusion Chair		4
14	Wooden Stool		3
15	Sofa set		1
16	Sofa Chair		2
17	Three Seater chair		6
18	Table Glass		1
19	Wooden Rack		1
20	Locker		1
21	Bench		1



H.O.D.
 Dept. Of Oral Medicine & Radiology
 M.I.D.S.R. Dental College, LATUR



Principal
 M.I.D.S.R. Dental College.
 LATUR

Department Of Public Health Dentistry

Department: Public Health Dentistry

Name	Specification	Quantity		Adequate / Inadequate
		50 Intake	100 Intake	
Dental Chairs and Units	Electrically operated, Spittoon attachment, Halogen Light with 2 intensity, Air Ventury suction, micromotor control light cure 3 way syringe, X-ray viewer, instrument tray Dental Operators stool with height adjustment with shadowless lamp, spittoon, 3 way syringe, instrument tray and suction, micromotor, airotor, light cure	8	16	Adequate
Autoclaves	Having wet and dry cycle, which can achieve 135°C with minimum capacity of 20 liters	1	2	Adequate
Ultrasonic cleaner	Minimum capacity 13 litres with mesh bucket with digital timer	1	2	Adequate
Needle burner with syringe		2	4	Adequate
MOBILE CLINIC				
Mobile dental van	Mobile dental van with two dental chairs with all the attachments and adequate sitting space for 15 to 20 people			Adequate
Dental chair with unit	Hydraulically operated with spittoon attachment, halogen light with 2 intensity, air ventury suction, airotor, micromotor, 3 way-scaler and light cure, x-ray viewer, instrument tray, operating stool	2		Adequate
Autoclaves	Having wet and dry cycle, which can achieve 135°C with minimum capacity of 20 liters	1	1	Adequate
Intraoral x-ray	Portable, 70 KV, 8 mA	1	1	Adequate
Glass bead sterilisers		1	1	Adequate
Compressor	1.25 HP	1	1	Adequate
Metal Cabinet	With wash basin	1	1	Adequate
Portable dental chair	Suitcase unit with airotor, micromotor, scaler and compressor 0.25 HP	2	2	Adequate
Stabiliser	4 KV	1	1	Adequate
Generator	4 KV	1	1	Adequate
Water tank	400 ltrs	1	1	Adequate
Oxygen cylinder		1	1	Adequate
Public address system		1	1	Adequate
TV and video cassette player		1	1	Adequate
Demonstration models		1	1	Adequate



Principal
 U.D.S.R. Dental College
 TATUR


 Dept. of Public Health Dentistry
 U.D.S.R. Dental College, Tatur

MAEER'S

MAHARASHTRA INSTITUTE OF DENTAL SCIENCES AND RESEARCH CENTRE,
LATUR

Sr no	Chart Name
1	Prevention of Trauma
2	Tooth brushing technique
3	Topical fluoride
4	AIDS
5	Types of examination
6	Fissure sealant
7	Oral cancer
8	Epidemiology
9	The Hippocratic oath
10	Pit and fissure sealant
11	Dean's fluorosis index
12	Nicotine replacement theory
13	Cartogram
14	Areas affected with fluorosis in India
15	Types of dentifrices
16	5As and 5Rs
17	Risk factor for dental caries
18	Fluorosis
19	Dental related instructions
20	Bad oral hygiene habits
21	Dental diseases


Principal
V.I.D.S.R. Dental College,
LATUR


H. O. D.
Dept. of Public Health Dentistry
V.I.D.S.R. Dental College, Latur



MIDSR Dental College & Hospital, Latur

Department Of Public Health Dentistry



DEPARTMENT OF PUBLIC HEALTH DENTISTRY

LIST OF CHARTS & MODELS

Sr. No.	Name of Poster	No. of items
1.	Fluorosis	1
2.	Risk factors of dental caries	1
3.	5 A's and 5 R,s	1
4.	COVID 19	1
5.	Types of dentrifices	1
6.	Nicotine replacement therapy	1
7.	Food Pyramid	1
8.	Dental diseases and their treatment	1
9.	Areas affected with fluorosis in India	1
10.	Carigram	1
11.	Dean's fluorosis index	1
12.	Tooth structure	1
13.	Root canal treatment	1
14.	Oral cancer	1
15.	Tooth brushing techniques	1
16.	AIDS	1
17.	Pit and Fissure sealants	2

Bangam

Principal

MIDSR Dental College,
LATUR



MIDSR Dental College & Hospital, Latur

Department Of Public Health Dentistry



18.	Tobacco and oral health	1
19.	Dental floss	1
20.	How tobacco use affects oral health significantly	1
21.	Steps in surveying	1
22.	Fluoride toxicity	1
23.	Biomedical waste management	2
24.	Systemic fluorosis	1
25.	What do dental offices do to protect patient's health and safety during COVID	1
26.	Prevention of caries	1
27.	Prevention of trauma	1
28.	Periodontal diseases	1
29.	Self applied topical fluorides	1
30.	Oral cancer statistics, Common symptoms, risk factors, tips for prevention	1
31.	Iceberg of dental caries	1
32.	Planning cycle	1
33.	Child oral health	1
34.	Maternal oral health	1
35.	Gum diseases and their treatment	2
36.	Types of examination	1
37.	Methods of data presentation	1

Bangam

Principal

MIDSR Dental College,




MIDSR Dental College & Hospital, Latur

Department Of Public Health Dentistry



38.	Control of halitosis	2
39.	Health	1
40.	Ethics	1
41.	Types of respirators	1
42.	Hand washing techniques	1
43.	Voluntary health agencies in India	1
44.	Bad oral habits	1
45.	Daily oral habits	1
46.	PPE kit use	1
47.	Baby bottle tooth decay	1


H. O. D.
Dept. of Public Health Dentistry
M.I.D.S.R. Dental College, Latur


Principal
M.I.D.S.R. Dental College,
LATUR

Department Of Oral Pathology

Department: Oral Pathology and Oral Microbiology

Name	Specification	Quantity		Available Quantity	Adequate / Inadequate
		50 Intake	100 Intake		
Dental Chairs and Units	With shadowless lamp, spittoon, 3 way syringe, instrument tray and suction	1	2	2	Adequate
Microscopes		20	40	40	Adequate
Microtome		1	1	1	Adequate
Wax bath		1	1	1	Adequate
Water bath		1	1	1	Adequate
Knife sharpener		1	1	1	Adequate
Hot plate		1	1	1	Adequate
Spencer Knife		1	1	1	Adequate

for
H. O. D.
Dept. Of Oral Pathology

Principal
M.I.D.S.R. Dental College.
LATUR

Department of –Oral Pathology

Furniture List

Sr. No.	Name of Articles	Total Qty
1	Apple Chair	4
2	Ceiling Fan	11
3	Fan Regulator	8
4	Notice Board	1
5	Pin Cushion (Box)	1
6	Revolving Stool S S	100
7	Refrigerator	1
8	Rolling Chair H O D	1
9	Steel Rack	1
10	Steel Almiraha (kapat)	4
11	Table 3/2	1
12	Tube Light	18
13	Office Table	1
14	Wooden Table ,Drawer	2
15	Wooden Show Case 5 Shelves	1
16	Wooden Table 8/2	26
17	Wooden Chair Backrest	1
18	Nil Kamal Chair	8
19	Computer Table	1
20	Book Case	1
21	Knife Sharpner	1

[Signature]

Principal
M.I.D.S.R. Dental College.
LATUR

[Signature]
H.O.D.
Dept. Of Oral Pathology


Department of -Oral Pathology


Furniture List

Sr. No.	Name of Articles	Total Qty
1	Apple Chair	4
2	Ceiling Fan	11
3	Fan Regulator	8
4	Notice Board	1
5	Pin Cushion (Box)	1
6	Revolving Stool S S	100
7	Refrigerator	1
8	Rolling Chair H O D	1
9	Steel Rack	1
10	Steel Almira (Kapat)	4
11	Table 3/2	1
12	Tube Light	18
13	Office Table	1
14	Wooden Table, Drawer	2
15	Wooden Show Case 5 Shelves	1
16	Wooden Table 8/2	26
17	Wooden Chair Backrest	1
18	Nil Kamal Chair	8
19	Computer Table	1
20	Book Case	1
21	Knife Sharpner	1

Department of Oral Pathology
LIST OF MODELS

SR.NO.	MODEL DETAILS	NO. OF MODELS
1	Skull model showing human dentition with associated blood & nerve supply of maxillary & Mandibular teeth a) 6-8 yrs b) 4-5 yrs c) 9-12 yrs d) 10 yrs e) 13-18 yrs f) Adult	1 2 1 1 1 1 1
2	Model show 32 teeth from one skull	1
3	Plaster Models Maxillary lateral incisor Maxillary canine Maxillary premolar Maxillary molar Mandibular central incisor Mandibular canine Mandibular molar	1 2 2 6 1 5 6
4	Wax models Mandibular central incisor Mandibular lateral incisor Mandibular premolar Mandibular molar Maxillary canine Maxillary premolar Maxillary molar	3 5 1 1 1 1 2
5	Model of tongue	1
6	Model of skin	1
7	model of sagital section of NASAL cavity & Pharynx	1
8	Model of human teeth with internal structure	1
9	Model of structure of bone	1
10	Model showing radiographic presentation a) cotton wool appearance b) onion skin c) honeycomb d) ground glass appearance e) salt paper appearance f) orange peel appearance g) mouth eaten appearance	1 2 3 1 1 1 1
11	Soft tissue pathology Specimen of a) Ameloblastoma b) dentigerous cyst c) squamous cell carcinoma	4 1 9



Principal
M.I.D.S.R. Dental College,
LATUR


H. O. D.
Dept. Of Oral Pathology

LIST OF PATHOLOGY CAST – 3RD BDS

R.NO.	TYPE OF PATHOLOGY	NO. OF CAST
	Microdontia	1
	Macrodontia	2
	ateral incomplete cleft palate	1
	Gemination	1
	False Anodontia	1
	Mesiodense (conical)	1
	Supernumerary premolars	3
	Supernumerary tooth	1
	Cast of congenital syphilis	1
10	Talons cusp	1
11	Cast of missing latral insior	1
12	Cast of torus palatines	1
13	Cast of torus mandibularis	1
14	Psedo partial Anodontia	3
15	Supernumarary laterals	1
16	Cast of peg shapd canine	1
17	Cast of parapremolars	3
18	Gardners syndrome	1
19	Partial bilateral cleft	1
20	Partial anadontia	1
21	Gingival enlargement	2
22	Missing lateral	2
23	Attrision	1
24	Abrasion	1
25	Supernumerary canine	1
26	Anadontia of maxilla	1
27	Anadontia of mandible	2


Principal
 M.I.D.S.R. Dental College.
 LATUR


for, 
H. O. D.
 Dept. Of Oral Pathology


CASTS OF DNTAL ANATOMY -1ST YRS

SR. NO	DENTAL ANATOMY CASTS	NO.OF CASTS
1	Maxillary permanent	10
2	Mandibular permanent	3
3	Mandibular deciduous	1
4	Maxillary mixed	9
5	Mandibular mixed	11
SR. NO	DENTAL ANATOMY CASTS	NO.OF CASTS
1	Maxillary permanent	10
2	Mandibular permanent	3
3	Mandibular deciduous	1
4	Maxillary mixed	9
5	Mandibular mixed	11

DEPARTMENT CHARTS 1ST YEARS

1	Anatomy of permanent maxillary central incisor	1
2	Anatomy of permanent mandibular lateral incisor	1
3	Anatomy of permanent maxillary canine	1
4	Anatomy of permanent mandibular canine	1
5	Anatomy of permanent maxillary 1 st premolar	1
6	Anatomy of permanent maxillary 2 nd premolar	1
7	Anatomy of permanent mandibular 1 st premolar	1
8	Anatomy of permanent mandibular 2 nd premolar	1
9	Anatomy of permanent maxillary 1 st molar	1
10	Mandibular 2 nd molar	1
11	Mandibular 1 st molar	1
12	Enamel spicule	1
13	Pulp stone (false)	1
14	Mucous acini	1
15	Parotid gland (serous acini)	1
16	L.S. of calcified tooth	1
17	Enamel layer formation (H & E X 10)	1
18	Dentine –pulp complex	1
19	Primary dentin	1
20	Bell stage (H & E X 10)	1


Principal
 M.I.D.S.R. Dental College,
 LATUR


H.O.D.
 Dept. Of Oral Pathology

21	Osteoclast in embryonic bone	1
22	Late cap stage (H & E X 10)e	1
23	Periodontal tissue	1
24	H&E section of developing tooth bud	1


LIST OF CHARTS- 3RD B D S

S. NO	NAME OF PATHOLOGY CHARTS
1	Plexiform ameloblastoma
2	Follicular ameloblastoma
3	Acanthomatous amloblastoma
4	Granular cell ameloblastoma
5	Basal cell ameloblastoma
6	desmoplastic
7	AOT
8	Ameloblastic fibroma
9	Radicular cyst
10	Dentigerous cyst
11	mucocele
12	CEOT
13	fibroma
14	CEOT
15	papilloma
16	lipoma
17	OSMF
18	Mucoepidermoid carcinoma
19	Verrucous carcinoma
20	Homogenous leukoplakia
21	Odontogenic myxoma
22	osteoma
23	chondroma
24	Compound odontoma
25	Well differentiated S. C. C.
26	Moderatory differentiated S. C. C.
27	Poorly differentiated S. C. C.
28	Malignant melanoma
29	Central gaint cell granuloma
30	Peripheral gaint cell granuloma
31	Granular cell myoblastoma
32	Capillary hemangioma
33	Lymphangioma
34	Neurofribroma
35	Neurolemmoma

Kangar
Principal
M.D.S.R. Dental College.
LATUR

H. O. D.
Dept. Of Oral Pathology

36	Lichen planus
37	Pemphigus vulgaris
38	Spikled leukoplakia
39	Tubercular granuloma
40	Paget's disease
41	Pleomorphic adenoma
42	Warthin's tumoar
43	ACC
44	Pyogonic granuloma
45	Central ossifying fibroma
46	OKC
47	Fibrous dysplasia
48	Pemphigus
49	Masson's trichrom stain
50	Pulp polyp
51	Peripheral granuloma
52	OSMF
53	Osteomyelitis
54	Miller's foci
55	Malignant melanoma
56	Lymphangioma
57	Compound odontoma
58	Complex odontoma
59	Oral lichen planus
60	OKC
61	Myxoma
62	Capillary hemangioma
63	Osteosarcoma
64	Squamos cell carcinoma
65	Odontogine myxoma
66	Junctional nevus
67	pemphigoid

for

H. O. D.
Dept. Of Oral Pathology


Principal
M.I.D.S.R. Dental College.
LATUR