



MAHARASHTRA INSTITUTE OF DENTAL SCIENCES & RESEARCH (DENTAL COLLEGE)



Address : Vishwanathpuram Ambajogai Road,
Latur. 413531 (Maharashtra)

Tel : (02382) 228063, 227703,
227424

Fax : (02382) 228063

Email : principal@mitmidsr.edu
midsr.latur@gmail.com

Website : www.mitmidsr.edu.in

Information on Examination Reforms

Evaluation is integral part of educational system. It enables to estimate the quality of students and teaching- learning process. Evaluation is a continuous process which begins with student's admission, assessed individual capability of students and encourage them accordingly. The Academic Council Committee supervises the entire examination & evaluation process.

INDEX

| Sr.No. | Department Name | Page No. |
|--------|---|----------|
| 1 | Department of Oral Pathology and Microbiology | 2 |
| 2 | Department of Oral Medicine and Radiology | 4 |
| 3 | Department of Oral and Maxillofacial Surgery | 5 |
| 4 | Department of Pedodontics and Preventive Dentistry | 10 |
| 5 | Department of Orthodontics and Dentofacial orthopaedics | 19 |
| 6 | Department of Prosthodontics | 23 |
| 7 | Department of Conservative Dentistry and Endodontics | 32 |
| 8 | Department of Periodontics | 41 |
| 9 | Department of Public Health Dentistry | 48 |

Principals
Principal
M. I. D. S. R. Dental College,
LATUR

Department Of Oral Pathology and Microbiology

EXAMINATION PROCEDURES

Purpose:

Internal assessment examinations and university exams are conducted in subjects according to regulations set by Maharashtra University of Health Sciences (MUHS), Nashik.

Objective:

To elaborate the procedure for conducting internal assessment exams.

Responsibility:

- All the teaching staff members
- HOD
- Principal

Procedure

- The Academic Committee decides the internal assessment examination and university examination according to the guidelines of MUHS, Nashik
- The Academic Committee prepares the annual academic calendar and schedule of internal assessment examination before the start of every academic year.
- 3 Internal assessment exams per year are conducted for first year, and third year BDS Students in our department.
- Betterment exams are conducted according to the Academic Committee as per norms of the university

Exams:

Internal exams

Theory

- A Separate internal time table is prepared based on university exam schedule.
- Three internal assessment exams are taken for each subject that is for I BDS Dental Anatomy and Histology and for III BDS Oral Pathology and Microbiology.
- The examination schedule is circulated to all the HODs and Principal office.
- Exam schedule is displayed in all departmental notice boards.
- I and II Internal Examination carries 60 marks and III Internal exam carries 80 marks in both theory as well as practical exams (below table is showing the distribution of theory and practical marks distribution)
- First Internal assessment is conducted 2 months after joining the college.
- Second internal assessment exam is conducted after 2 months covering half the portion of the subject.

- Prelim /third internal assessment exam is conducted in April 1st week covering all the topics
- While conducting the exam, first display exam timetable on notice board and then contact student section for hall arrangement. For theory exam duration of 3 hrs.

Practical:

- Display of commencement dates of practical exams.
- Conduction of practical exam is carried out in departmental practical lab during the practical hours of 1st and 3rd BDS students.
- During internal practical exams, theory viva is taken of all Ist and IIIrd BDS students.
- Revision practical is conducted before each internal exam during practical classes.

Below Table Is Showing Distribution of Theory and Practical Marks

| First & Third BDS Internal Examination Mark Distribution (New Syllabus) | | | | | |
|--|----------------------|---|---|------|----------|
| THEORY | | | | | |
| | SECTION A | SECTION B | SECTION C | VIVA | TOTAL |
| I & II INTERNAL ASSESSMENT | 10 (20*1/2 MARKS) | 20 (5 SAQ *2 = 10 1 LAQ *10 = 10) | 20 (5 SAQ *2 = 10 1 LAQ *10 = 10) | 10 | 60 MARKS |
| III INTERNAL ASSESSMENT | 20 (20*1 MARK) | 25 (5 SAQ *3 = 15 1 LAQ *10 = 10) | 25 (5 SAQ *3 = 15 1 LAQ *10 = 10) | 10 | 80 MARKS |

| Practical | | | | |
|-------------|------------------|---------|---------|--------|
| I B.D.S. | | | | |
| | spotting | carving | journal | Total |
| I & II I.A. | 30 (6*5 mks) | 20 | 10 | 60mks |
| III I.A. | 50 (10*5 mks) | 20 | 10 | 80 mks |

| III B.D.S. | | | |
|-------------|------------------|---------|-------|
| | spotting | journal | Total |
| I & II I.A. | 50 (10*5 mks) | 10 | 60 |
| III I.A. | 70 (14*5 mks) | 10 | 80 |

Instead of Journal M

- I I.A. – Charts
- II I.A. – Seminar
- III I.A. – Journal

Departmental evaluation of internal exam marks:

- Evaluation of internal marks is done by respective staff members of the department
- Average of the marks obtained in both the examinations is converted to average internal assessment marks according to university norms. Showing of mark entry register and confirmation by student's signature prior to sending to university. Receiving queries, doubts and problems in the mark solved by respective in-charges.

Principals
Principal
J. I. D. S. R. Dental College,
LATUR

Department of Oral Medicine and Radiology

Examination Procedures-

- Internal exam
- Theory and Practical

| | Practical | | | | | Total | Theory | | | Total |
|--------------------------------|--------------|-------------|------|---------|----------|-------|--------|-----------------|----------------|-------|
| | Case history | Radiographs | Viva | Journal | Spotters | | MCQ | Short questions | Long questions | |
| 1st internal | 20 | 20 | 20 | - | - | 60 | 20 | 20 | 20 | 60 |
| 2nd internal | 20 | 20 | 20 | - | - | 60 | 20 | 20 | 20 | 60 |
| 3rd internal | 20 | 20 | 15 | 5 | 20 | 80 | 20 | 40 | 20 | 80 |

The Department conducts Three Internal and the mark distribution is as mentioned below:
University exam

- Theory and Practical

The mark distribution for university exam is as mentioned below:

| | Practical | | | | | Total | Theory | | |
|------------------------|--------------|-------------|------|---------|----------|-------|--------|-----------------|----------------|
| | Case history | Radiographs | Viva | Journal | spotters | | MCQ | Short questions | Long questions |
| University exam | 20 | 20 | 15 | 5 | 20 | 80 | 20 | 30 | 20 |

Other exams conducted in department:

The department of oral medicine conducts betterment exam for the final year students who have failed in either of the internals conducted by college. The students are informed about the date of exam and syllabus.

Kavase
Principal
M. I. D. S. R. Dental College,
LATUR

Department of Oral and Maxillofacial Surgery

Examination Procedures

UG Internal Assessment Exam -

Scope:-

Train and evaluate students in the subject of oral surgery.

Purpose:-

To train & evaluate the learning capacity and knowledge of undergraduate students in the subject of oral surgery.

Responsibility:-

Senior Lecturer, Reader, Professor.

Procedure:-

- Yearly 3 theory & practical exams will be conducted for final year students every after 2-3 months namely 1st internal, 2nd internal and preliminary exam. Notification about date and time of meeting will be forwarded to the office and displayed on the notice board 1 week prior the exam.
- Syllabus for the exam -1st internal theory exam will be conducted with 10-15 chapters.
- 2nd internal theory exam will be conducted with 10-15 chapters.
- 3rd internal preliminary exam will be conducted 4-5 months prior to the university exam. Complete syllabus will be included in the exam.

Marks distribution -1st internal theory exam will be of total 60 marks .

- 20 marks section A (MCQ)
- 20 marks section B (SAQ)
- 20 marks section C (LAQ)

2nd internal theory exam will be of total 60 marks.

- 20 marks section A (MCQ)
- 20 marks section B (SAQ)
- 20 marks section C (LAQ)

Preliminary theory exam will be of total 80 marks.

- 20 marks section A (MCQ)
- 20 marks section B (SAQ)
- 40 marks section C (LAQ)

Practical exams – Scheduled with the theory exam.

Souparna
Principal
M. I. D. S. R. Dental College,
LATUR

Syllabus for the exam:-

Clinical Case history, local anesthesia techniques, exodontia technique, post operative instructions, journal and communication skill will be included in each Practical exam.

Marks distribution -1st internal Practical exam will be of total 60 marks.

- Clinical Case history 10 Marks
- Local anaesthesia technique 10 Marks
- Exodontia 25 marks
- Post operative instruction management and chair side orals 10 Marks
- Journal and communication skill – 05 Marks

2nd internal Practical exam will be of total 60 marks.

- Clinical Case history 10 Marks
- Local anaesthesia technique 10 Marks
- Exodontia 25 marks
- Post operative instruction management and chair side orals 10 Marks
- Journal and communication skill – 05 Marks

Preliminary Practical exam will be of total 80 marks.

- Clinical Case history 15 Marks
- Local anaesthesia technique 15 Marks
- Exodontia 30 marks
- Post operative instruction management and chair side orals 10 Marks
- Journal and communication skill – 10 Marks

Result Display

Result will be displayed on the display board within 8 days after the theory & practical exam.

Compensatory or betterment exams

Compensatory or betterment exam will be conducted 15-20 days after result display of preliminary exam. Student who were absent for the exam with valid reason or students who have less score in internal assessment exam are eligible for Compensatory or betterment exam. Students who were absent for any of the three exams should report to the department with application and reason of absentee. After evaluation of the application student are considered eligible for the betterment exam. Syllabus for Betterment exam will be same as preliminary exam. Mark distribution will be same as the preliminary exam.

A. Srinivas
Principal
M.I.D.S.R. Dental College,
LATUR

P.G Preparatory (Mock) Exam (Theory And Clinical)

Scope:-

Train and evaluate PG students in the subject of Oral and Maxillofacial Surgery for the university exam.

Purpose: –

To train, build confidence and evaluate the learning capacity and knowledge of patient management and theory in the subject of oral and maxillofacial surgery.

Responsibility:-

Professors and PG Guides

Procedure:-

Yearly theory & practical (MOCK) exam will be conducted for final year PG students one month before university exam. Notification about date and time of exam will be forwarded from the office and displayed on the notice board 1 week prior the exam.

Syllabus for the exam:-

Applied basic sciences, minor oral surgery and trauma and maxillofacial surgery

Result Display:-

Result will be displayed on the display board within 8 days after the theory & practical exam.

The standard operating process is as follows:

PG Exams


Principal
M. I. D. S. R. Dental College,
LATUR

Theory Exam

Receiving circular from the office regarding conduction of theory and clinical exam



Preparing 4 sets of question paper of all part I to part IV



Question papers are submitted to office



After the completion of theory exam, papers are evaluated and results are displayed on notice board

Clinical exams

Two internal and two external examiners are appointed for the exam



Mandibular 3rd molar dis-impaction, 1 long Case and 2 short Cases are kept



Two days exam will be conducted on scheduled date



Each PG has to perform one mandibular third molar impaction, 3 Case histories



Result will be displayed on notice board

UG University Exam

Display of university schedule for online filling of forms and last date of acceptance
of forms.

↓
After conduct of internal exam

↓
Showing of mark of internal assessment & confirmation by student's signature prior
to sending to university.


↓
Receiving queries, doubts and problems in the mark entry in form of application
within 2 days and rectification of the same from respective staff and
excommunication to students.

↓
After receipt of university time table for theory and practical commencement and end
dates.

↓
For practical exam – display of practical time table with details of batches for theory
exam – Display of time table, hall arrangements and rules for conduct of exam.

↓
Distribution of hall tickets

↓
Conduct of exam


Principal
M. I. D. S. R. Dental College,
LATUR

Department of Pedodontics and Preventive Dentistry

❖ Examination Procedures –

Internal Examination Under graduate course (BDS).

Theory & Practical:

- The internal assessment examinations in theory and practical held at least thrice in a particular year as per university guideline.
- Internal assessment marks for a Student in a subject will be calculated as the average of the marks obtained in three internal examinations in the subject.
- This average mark will be reported to the University.
- For a student to be eligible to appear for the University examination he/she should have secured at least 50% of the maximum marks in internal assessment for both theory and practical separately (i.e. minimum 5/10 in theory and 5/10 in practical).
- For a candidate to be eligible to write the university examination the first time he/she should have minimum attendance as per the MUHS and 50% of the maximum marks in internal assessment for both theory and practical in the subject as per university

Under graduate theory examination:

Exam conduction:

| Sr. No | Duty | Duty Assigned to |
|--------|---|-----------------------------|
| 1 | Internal examination schedule is decided by college committee and the schedule is forwarded to department from EST section to department. | Committee/EST Section Clerk |
| 2 | Syllabus of each exam is planned. Schedule for lecture is planned. | HOD |
| 3 | Planned syllabus is completed as per schedule | Staff In-charge |
| 4 | Setting of question paper | Staff In-charge/HOD |
| 5 | Material required for examination will be collected for store and maintained consumable register | Clerk |
| 6 | Assignment of exam conduction and supervision staff (01 tutor +01 Lecturer+ 01Peon) | HOD |
| 7 | After completion of examination (Question paper, Attendance and Answer sheet) will be submitted to clerk. | Staff In-charge |

MARK DISTRIBUTION

| 1 st Internal Theory Assessment Examination | | | |
|--|------------------|--------------------|-------------|
| Subject Type of Questions | No. of Questions | Marks of Questions | Total Marks |
| Multiple choice Question | 20 | 01 | 20 |
| Short Answer Question | 10 | 02 | 20 |
| Long Answer Question | 02 | 10 | 20 |

| 2 nd Internal Theory Assessment Examination | | | |
|--|------------------|--------------------|-------------|
| Subject Type of Questions | No. of Questions | Marks of Questions | Total Marks |
| Multiple choice Question | 20 | 01 | 20 |
| Short Answer Question | 10 | 02 | 20 |
| Long Answer Question | 02 | 10 | 20 |

| Preliminary Theory Internal Assessment Examination | | | |
|--|------------------|--------------------|-------------|
| Subject Type of Questions | No. of Questions | Marks of Questions | Total Marks |
| Multiple choice Question | 20 | 01 | 20 |
| Short Answer Question | 10 | 04 | 40 |
| Long Answer Question | 02 | 20 | 40 |

Sanyal
Principal
M. I. D. S. R. Dental College,
LATUR

Under Graduate Practical Examination:

Practical exam is conducted batch wise in department at the end of posting. Exam is conducted on Case history taking

| Sr.no | Duty | Duty assigned to |
|-------|--|------------------|
| 1. | Selection of patient is done from department OPD | Student |
| 2. | Allotment of patient to student done after clinical examination | Staff In-charge |
| 3. | Distribution of answer sheet to exam taking student | Clark |
| 4. | Collection of answer sheet and radiograph after completion of exam | Staff In-charge |

1st Internal Practical Assessment Examination

| Subject Type of Questions | Total Marks |
|---------------------------|-------------|
| Case history & Diagnosis | 30 |
| Chair Side Oral | 20 |
| Treatment Plan | 10 |

2nd Internal Practical Assessment Examination

| Subject Type of Questions | Total Marks |
|---------------------------|-------------|
| Case history & Diagnosis | 30 |
| Chair Side Oral | 20 |
| Treatment Plan | 10 |

Preliminary Practical Assessment Examination

| Subject Type of Questions | Total Marks |
|---------------------------|-------------|
| Case history & Diagnosis | 40 |
| Chair Side Oral | 25 |
| Treatment Plan | 15 |

S. Jayaram
Principal

Any Other Exam conducted in department:

Yearly, Exam will be conducted for repeater student as per university guideline. Two exams will be conducted for these students; each exam will be of 100 Marks.

| <u>1st Theory Betterment Examination</u> | | | |
|---|------------------|--------------------|-------------|
| Subject Type of Questions | No. of Questions | Marks of Questions | Total Marks |
| Multiple choice Question | 20 | 02 | 20 |
| Short Answer Question | 10 | 04 | 40 |
| Long Answer Question | 02 | 20 | 40 |
| Total | | | 100 |

| <u>2nd Theory Betterment Examination</u> | | | |
|---|------------------|--------------------|-------------|
| Subject Type of Questions | No. of Questions | Marks of Questions | Total Marks |
| Multiple choice Question | 20 | 01 | 20 |
| Short Answer Question | 10 | 04 | 40 |
| Long Answer Question | 02 | 20 | 40 |
| Total | | | 100 |

Soyare
Principal
M. I. D. S. R. Dental College,
LATUR

Post Graduate Students [MDS] Course

Internal Theory & Practical:

Evaluation Pattern for Post Graduate Student

It is essential to monitor the learning progress to each Student through continuous appraisal and regular assessment. It not only helps teachers to evaluate students, but also students to evaluate themselves. The monitoring to be done by the staff of the department based on participation of students in various teaching / learning activities throughout year.

Exam pattern by the department:

| | | | |
|--------------------------|-------------------------|-----------|---------|
| MDS 1 st Year | Once every three months | 100 marks | 3 hours |
| MDS 2 nd year | Once every two months | 100 marks | 3 hours |
| MDS 3 rd Year | Once every month | 100 marks | 3 hours |

Pre-clinical and clinical examination is conducted accordingly.

UNIVERSITY SCHEME OF EXAMINATION - THEORY

Undergraduate (BDS university Theory)

Exam pattern:

The University examination for a subject shall be conducted twice in a year at an interval of not less than four to six months as notified by the university from time to time (Summer & Winter). The exam is conducted by two examiners one internal and other external assigned by university.

Examiners

| | |
|----------|----------------|
| Internal | From college |
| External | Out of college |

| BDS Theory Examination | | | |
|------------------------------------|------------------|--------------------|-------------|
| Pediatric and preventive dentistry | | | |
| Subject Type of Questions | No. of Questions | Marks per Question | Total Marks |
| Multiple choice of question | 20 | 01 | 20 |
| Short Answer Question | 10 | 3 | 30 |
| Long Answer Question | 02 | 10 | 20 |

K. Jayan
Principal
M. I. D. S. R. Dental College,
LATUR

Undergraduate (BDS university Practical)

Practical examination:

1. **Practical and Clinical Evaluation** will also include Objective Structured Clinical Evaluation and Viva-voce.

2. **Records / Log Books:**

The candidate should be given credit for his/her records based on the scores obtained in the record. The marks obtained for the record in the first appearance can be carried over to the subsequent appearances if necessary.

1. **Practical examination:**

Practical examination will be conducted as per the university time table and guideline. The practical examinations should be evaluated by two examiners of which one shall be an external examiner appointed from other universities preferably outside the State.

| BDS University Practical Examination | | |
|--------------------------------------|---|-----------|
| Sr. No | Experiment | Max marks |
| 1 | Clinical Case exam of a child, history taking and Diagnosis | 40 |
| 2 | Chair Side Oral | 25 |
| 3 | Treatment Planning | 15 |
| 4 | Clinical Work records (Journal +Communication Skills) | 5+5=10 |
| Total | | 90 |


Principal
M. I. D. S. R. Dental College,
LATUR

Post graduate course (MDS)

University Theory & Practical:

Written Examination for 1st year shall consist of one question paper for duration of three hours. Total marks for paper will be 100.

Written Examination for third year shall consist of four question paper each of three hours duration. Total mark of each paper mark will be 75. Paper I,II,III shall consist of 2 long question carrying 20 marks each and 5 short essay question carrying 7 marks. Paper four will be essay.

| 1 st Year Post Graduate Examination | | | |
|--|------------------|--------------------|-------------|
| Subject Type of Questions | No. of Questions | Marks of Questions | Total Marks |
| Long Answer Questions | 10 | 10 | 100 |

| 3 rd Year Post Graduate Theory Examination | | | |
|---|------------------|--------------------|-------------|
| Paper I- Applied Basic Sciences | | | |
| Subject Type of Questions | No. of Questions | Marks of Questions | Total Marks |
| Long Answer Question | 2 | 20 | 40 |
| Short Answer Question | 5 | 7 | 35 |
| Total | | | 75 |
| Paper II- Clinical Pedodontics | | | |
| Long Answer Question | 2 | 20 | 40 |
| Short Answer Question | 5 | 7 | 35 |
| Total | | | 75 |
| Paper III- Preventive & Community Dentistry as applied to Pediatric Dentistry | | | |
| Long Answer Question | 2 | 20 | 40 |
| Short Answer Question | 5 | 7 | 35 |
| Total | | | 75 |
| Paper IV- Essay | | | |
| Essay | 1 | 75 | 75 |
| Total | | | 75 |

University Scheme of examination – Practical

The Clinical /Practical and Viva- Voce examination are conducted for minimum of two days. Conducted by four examiners, which is assigned by the university.

Sayan
Principal
M. I. D. S. R. Dental College,
LATUR

List of examiners given by university

| | | |
|---|--------------------|----|
| 1 | Convenor | 01 |
| 2 | Internal examiner | 01 |
| 3 | External examiners | 02 |

First Day:

1. Case Discussion, Pulp Therapy i.e. Pulpectomy on a Primary Molar.
Case Discussion : 20 Marks
Rubber Dam application : 10 Marks
Working length X-ray : 20 Marks
Obturation : 20 Marks
Total : 70 Marks
2. Case Discussion, Crown Preparation on a Primary Molar for Stainless steel crown and cementation of the same.
Case Discussion : 10 Marks
Crown Preparation : 20 Marks
Crown Selection and Cementation : 20 Marks
Total : 50 Marks
3. Case Discussion, band adaptation for fixed type of space maintainer and impression making.
Case discussion : 20 Marks
Band Adaptation : 20 Marks
Impression : 20 Marks
Total : 60 Marks

Second Day:

1. Evaluation of fixed space maintainer and cementation : 20 marks
Viva Voice : 100 marks

I) Viva- voice examination : 80 marks

All examiners will conduct viva-voce conjointly on candidate's comprehension, analytical approach, and expression, interpretation of data and communication skills. It includes all components of course contents. It includes presentation and discussion on dissertation also.

II) Pedagogy Exercise : 20 Marks

A topic be given to each candidate in the beginning of clinical examination. He/ She are asked to make a presentation on the topic for 8-0 minutes.


Principal
M. I. D. S. R. Dental College,
LATUR

| A | PULP THERAPY | Total Mark s | Marks Obtained |
|----------|---------------------------|---------------------|-----------------------|
| | a) Case Discussion | 20 | |
| | b) Rubber Dam Application | 10 | |
| | c) Working Length X-ray | 20 | |
| | d) Obturation | 20 | |
| | Total (a+b+c+d) | 70 | |

| B | STAINLESS STEEL CROWN | Total Marks | Marks Obtained |
|----------|----------------------------------|--------------------|-----------------------|
| | a) Case Discussion | 10 | |
| | b) Crown Preparation | 20 | |
| | c) Crown Selection & Cementation | 20 | |
| | Total (a+b+c) | 50 | |

| C | SPACE MAINTAINER | Total Marks | Marks Obtained |
|----------|-------------------------|--------------------|-----------------------|
| | a) Case Discussion | 20 | |
| | b) Band Adaptation | 20 | |
| | c) Impression | 20 | |
| | Total (a+b+c) | 60 | |

| | | Total Marks | Marks Obtained |
|--------------------------------|------------------------------|--------------------|-----------------------|
| D | Space Maintainer Cementation | 20 | |
| E | A) I) Viva Voce Examination | 75 | |
| | II) Communication Skills | 05 | |
| | B) PEDAGOGY Exercise | 20 | |
| | Total (A+B) | 100 | |
| Total Marks (A+B+C+D+E) | | 300 | |


 Principal
 M. I. D. S. R. Dental College,
 LATUR

Department of Orthodontics

1. Exam

UG INTERNAL ASSESMENT EXAM

Scope:-

Train and evaluate students in the subject of Orthodontics.

Purpose:-

To train & evaluate the learning capacity and knowledge of undergraduate students in the subject of orthodontics.

Responsibility:-

Senior lecturer, reader, professor.

Procedure:

- Yearly 3 theory & practical exams will be conducted for final year students every after 2-3 months namely 1st internal, 2nd internal and preliminary exam. Notification about date and time of meeting will be forwarded to the office and displayed on the notice board 1 week prior the exam.
- Syllabus for the exam -1st internal theory exam will be conducted with 10-15 chapters.
- 2nd internal theory exam will be conducted with 10-15 chapters.
- 3rd internal preliminary exam will be conducted 4-5 months prior to the university exam. All Syllabuses will be included in the exam.

Marks distribution -1st internal theory exam will be of total 60 marks.

- 10 marks section A (MCQ)
- 30 marks section B (SAQ)
- 20 marks section C (LAQ)

2nd internal theory exam will be of total 60 marks.

- 10 marks section A (MCQ)
- 30 marks section B (SAQ)
- 20 marks section C (LAQ)

Preliminary theory exam will be of total 80 marks.

- 20 marks section A (MCQ)
- 40 marks section B (SAQ)
- 20 marks section C (LAQ)


Principal
M. I. D. S. R. Dental College,
LATUR

Practical exams – Scheduled with the theory exam.

Syllabus for the exam:-

Spotters, wire bending, model analysis, Journal and viva will be included in each Practical exam.

Marks distribution -1st internal Practical exam will be of total 60 marks.

- Spotters 20 Marks
- Model analysis 10 Marks
- Wire Bending 15 marks
- Journal 5 Marks
- Viva – 10 Marks

2nd internal Practical exam will be of total 60 marks.

- Spotters 20 Marks
- Model analysis 10 Marks
- Wire Bending 15 marks
- Journal 5 Marks
- Viva – 10 Marks

Preliminary Practical exam will be of total 80 marks.

- Spotters 20 Marks
- Model analysis 20 Marks
- Wire Bending 20 marks
- Journal 5 Marks
- Viva – 15 Marks

Result Display

Result will be displayed on the display board within 8 days after the theory & practical exam.

Compensatory or betterment

Compensatory or betterment exam will be conducted 15-20 days after result display of preliminary exam. Student who were absent for the exam with valid reason or students who have less score in internal assessment exam are eligible for Compensatory or betterment exam.

Students who were absent for any of the three exams should report to the department with application and reason of absentee. After evaluation of the application student are considered eligible for the betterment exam. Syllabus for Betterment exam will be same as preliminary exam. Mark distribution will be same as the preliminary exam.

a. UG University Exam

Display of university schedule for online filling of forms and last date of acceptance of forms.



After conduct of internal exam



Showing of mark of internal assessment & confirmation by student's signature prior to sending to university.



Receiving queries, doubts and problems in the mark entry in form of application within 2 days and rectification of the same from respective staff and re communication to students.



After receipt of university time table for theory and practical commencement and end dates.



For practical exam – display of practical time table with details of batches for theory exam – Display of time table, hall arrangements and rules for conduct of exam.



Distribution of hall tickets



Conduct of exam

b. P.G PREPARATORY (MOCK) EXAM (THEORY AND CLINICAL)

Scope:-

Train and evaluate students in the subject of Orthodontics for the university exam.

Purpose:-

To train, build confidence and evaluate the learning capacity and knowledge of patient management and theory in the subject of orthodontics.

Responsibility:-

Professor and pg guide

Procedure:-

Yearly theory & practical (MOCK) exam will be conducted for final year PG students one month before university exam. Notification about date and time of exam will be forwarded from the office and displayed on the notice board 1 week prior the exam.

Syllabus for the exam:-

Basic subject, diagnosis, clinical and management of orthodontics

A. Sanyal
Principal
M. I. D. S. R. Dental College,
PATIL

Result Display:-

Result will be displayed on the display board within 8 days after the theory & practical exam.

| Sr. No. | Activity | RESPONSIBILITY | Records, / documents |
|---------|-------------------------|---|---|
| 1 | Preparatory theory exam | Professor and pg guide | Question paper, Answer sheets & Attendance sheet. |
| 2 | Practical mock exam | Two internal and two external examiners | Each PG has to display atleast 7 Cases |
| 3 | Result display | Clerk | Mark sheets |

Theory exam

receiving circular from the office regarding conduction of theory and clinical exam

↓
Preparing 4 sets of question paper of all part I to part IV

↓
Question papers are submitted to office

↓
after the completion of theory exam , papers are evaluated and results are displayed on notice board

Clinical exams

Two internal and two external examiners are appointed for the exam

↓
My functional and long Cases are kept for the exam with all records

↓
2 day exam day's exam will be conducted on scheduled date

↓
Each pg has to display at least 7 Cases each and, wire bind exercise, bite Registration.

Bonding and viva

↓
Result will be displayed on notice board

Sampat
Principal
M. I. D. S. R. Dental College,
LATUR -

Department of Prosthodontics

EXAMINATIONS:-

Evaluation is a continuous process, which is based upon criteria developed by the concerned authorities with certain objectives to assess the performance of the learner. This also indirectly helps in the measurement of effectiveness and quality of the concerned B.D.S. curriculum.

Evaluation is achieved by two processes:-

- 1) Formative or internal assessment
- 2) Summative or university examinations.

Formative:-

Evaluation is done through a series of tests and examinations conducted periodically by the institution.

Summative:-

Evaluation is done by the university through examination conducted at the end of the specified curriculum.

Methods of evaluation:

Evaluation may be achieved by the following tested methods:

- i. Written test
- ii. Practical examination
- iii. Oral viva

The internal assessment examinations in theory, practical and only practical for pre-clinical subject is held 3 times in a particular year, followed by university examination in the pattern of university examination to be held at the end of the year of study. Internal assessment marks for a candidate in a subject will be calculated as the average of the marks obtained in the internal examinations.

This average mark will be reported to the University. The Heads of the Department and college principal should ensure that the class average of internal assessment marks reported to the University in each subject/paper is not less than 50% in both theory and practical separately. For a student to be eligible to appear for the University examination he/she should have secured at least 50% of the minimum marks in internal assessment for both theory and practical in all subjects separately.

- a. To be eligible to appear for the university examination a candidate has 75% attendance in theory and 80% in practical in the subjects of study for which university examination is held in a particular year.
- b. He/she will be eligible to appear in the university examination in those subjects in which he/she has secured the minimum requirement of 50% of internal assessment marks.

S. Sanyal
Principal

Quota for First And Second Year Student

| Sr.No | Work | First Year | Second Year |
|-------|---|------------|-------------|
| 1 | Anatomical Landmarks for maxilla and mandible | 1 | |
| 2 | Fabrication of custom tray | 1 | |
| 3 | Preliminary Impression | 1 | |
| 4 | Temporary denture base fabrication | 1 | 8 |
| 5 | Fabrication of wax rim | 1 | 8 |
| 6 | Articulation of wax rims | 1 | 8 |
| 7 | Teeth arrangement | 1 | 8 |
| 8 | Fabrication of complete denture | | 1 |

University Examination Scheme

The scheme of examination for second year B.D.S. is as follows:

- The examination shall be open to a candidate who satisfies the requirements of attendance, progress and other rules governing the institution/University.
- The University examination for a subject shall be conducted twice in a year at an interval of not less than four to six months as notified by the university from time to time.
- The entire BDS course should be completed within a period of maximum 9 (double the course duration) academic years from the date of joining.

Three internal exams will be conducted for students who will appear university exams in summer and winter

Sanjay
Principal
M. I. D. S. R. Dental College,
LATUR

Pre- Clinic Prosthodontics (Mark Distribution for Internal Exam)

| Internal exams | Theory marks | Practical |
|----------------------|--------------|---|
| First Internal Exam | | Teeth Arrangement: 30 Waxing And Carving: 10 Viva:10 Total: 50 |
| Second Internal Exam | | Teeth Arrangement: 30 Waxing And Carving: 10 Viva:10 Total: 50 |
| Prelim Exam | | Teeth Arrangement: 50 Waxing And Carving: 30 Viva: 20 Total: 100 |

Sanyal
Principal
M. I. D. S. R. Dental College,
LATUR

To Conduct Of Theory Internal Examination:

1. Time table from academic committee:
Academic committee dispatch the internal examination time table at the start of the academic year. Internal Time Table for Theory and Practical examination will be displaced on department notice board
2. Question Papers generation from Question Bank
 - Preparation of Question Paper as per regulations.
 - Make required no of copies and keep in HOD room
3. Seating Plan & Arrangements
 - Preparation of examination pads
 - Each pad should contain the following stationary Seating plan.
 - Answer sheets
 - Staplers
 - Signature statement.
4. Internal Exam timings :
 - 3hours (2pm to 5pm)
5. Absentees Statements for all examinations
 - Prepare an overall consolidate statement for absentees.
6. Collection of answer scripts from invigilators
 - Answer scripts collection from invigilators Mark absentees on the summery report.
 - Handed over the answer scripts to Department
7. Evaluation of answer scripts from teachers
 - Verify all the scripts
 - Marks should be written on answer script Enter the same data in online server
8. Display of marks of individual students is done by pre clinical in-charge on
 - department notice board and display of betterment exam date for failed students


Principal
M. I. D. S. R. Dental College,
LATUR

Conduct of practical internal examination

Pre – clinic examination

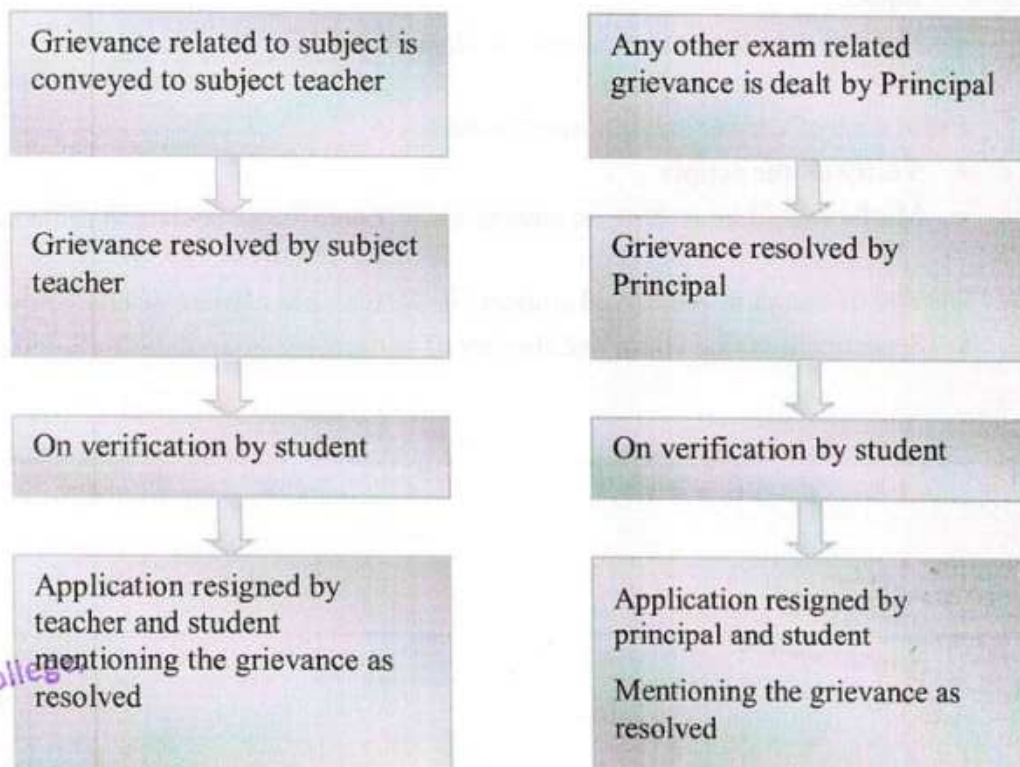
- Students are asked to prepare mounted wax rims
- The respective staff inspects individual wax rims, mounting and signed on it
- A total of 3 hrs are allotted for the completion of teeth arrangement, waxing and carving along with viva.
- All the articulators are been submitted to department which will be evaluated by the respective staff and marks are given accordingly
- Marks will be displayed after examination and date of betterment exam date for failed students
- Conduction of betterment exam and display of marks on department notice board

Betterment Exam Procedure

Students those are failed in the internal exam conducted by department for those students betterment exam will be held within one month with same syllabus with same exam pattern.

Redressal of Examination Related Grievances

Mechanism to deal with examination related grievances is transparent, time-bound and efficient for any internal examination grievances following mechanism is followed written signed application from students addressing exam section, mentioning the grievance is taken.



Kongare
Principal
M. I. D. S. R. Dental College
LATUR

Internal assessment examination:

The internal assessment examinations in theory and practical/ clinical may be held at least twice in a particular year followed by a model examination in the pattern of university examination to be held at the end of the year of study.

Internal assessment marks for a candidate in a subject will be calculated as the average of the marks & this average mark will be reported to the University.

Attendance For Third & Final Year Students To Appear For University exam

| SR NO | THEORY | PRACTICAL |
|------------|--------|-----------|
| THIRD YEAR | 75% | 80% |
| FINAL YEAR | 75% | 80% |

Quota for Final Year Students To Appear For University exam

| CASE HISTORY TAKING | COMPLETE DENTURE | REMOVABLE PARTIAL DENTURE |
|---------------------|------------------|---------------------------|
| 10 | 5 | 5 |

University Examination-Scheme :

The scheme of examination for B.D.S. Final year examination at the end of academic year. The examination shall be open to a candidate who satisfies the requirements of attendance & progress.

Souza
Principal
M. I. D. S. R. Dental College,
LATUR

CONDUCT OF THEORY & PRACTICAL INTERNAL EXAMINATION

Three internal exams will be conducted for students who will appear university exams in summer and winter

1. Time table from academic committee:

Academic committee dispatch the internal examination time table at the start of the academic year. Internal Time Table for Theory and Practical examination will be displaced on department notice board

| Internal Exams | Theory Marks | Practical |
|----------------------|---|---|
| First Internal Exam | Section A:10 Section B:30 Section C:20 Total: 60 | Case History:20 F.I. / J.R:30 Viva:10 Total: 60 |
| Second Internal Exam | Section A:10 Section B:30 Section C:20 Total: 60 | Case History:20 F.I. / J.R :30 Viva:10 Total: 60 |
| Prelim Exam | Section A:20 Section B:30 Section C:30 Total: 80 | Case History:20 F.I. / J.R :30 Viva:30 Total:80 |

2. Question Papers generation from Question Bank

- Preparation of Question Paper as per regulations.
- Make required no of copies and keep in HOD room

3. Seating Plan & Arrangements

- Preparation of examination pads
- Each pad should contain the following stationary Seating plan.
- Answer sheets
- Staplers
- Signature statement.

4. Internal Exam timings:

- 3hours (2pm to 5pm)

5. Absentees Statements for all examinations

- Prepare an overall consolidate statement for absentees.


Principal

6. Collection of answer scripts from invigilators

Answer scripts are collected from students by invigilators and absentees are marked on the summery report the handed over the answer scripts to the Department.

7. Evaluation of answer scripts from teachers

- Verify all the scripts
- Marks should be written on answer script Enter the same data in online server

8. Display of marks of individual students on department notice board and display of betterment exam date for failed students

BETTERMENT EXAM PROCEDURE

Students those are failed in the internal exam conducted by department for those students betterment exam will be held within one month with same syllabus with same exam pattern.

Redressal of Examination Related Grievances

Purpose:

To ensure that the students should know the procedure and benefits of redressal of examination related grievances

Scope:

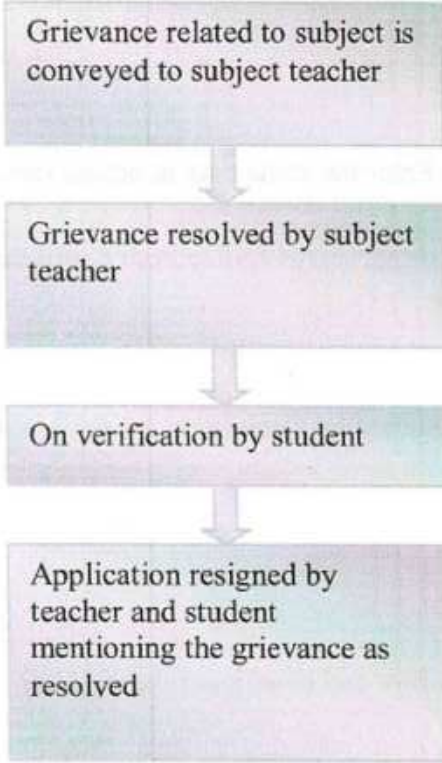
It helps the students while passing the curriculum.

Responsibility:

All the clinical staff.

Mechanism to deal with examination related grievances is transparent, time-bound and efficient for any internal examination grievances following mechanism is followed written signed application from students addressing exam section, mentioning the grievance is taken.

S. Sanyal
Principal
M. I. D. S. R. Dental College,
LATUR



[Signature]
Principal
M. I. D. S. R. Dental College,
LATUR

Department of Conservative Dentistry and Endodontics

Examinations:

Preface:

Evaluation is a continuous process, which is based upon criteria developed by the concerned authorities with certain objectives to assess the performance of the learner. This also indirectly helps in the measurement of effectiveness and quality of the concerned B.D.S. program.

Evaluation is achieved by two processes:

1. Formative or internal assessment
2. Summative or university examinations. Formative evaluation is done through a series of tests and examinations conducted periodically by the institution. Summative evaluation is done by the university through examination conducted at the end of the specified course.

Methods of Evaluation:

Evaluation may be achieved by the following tested methods:

1. written test
2. Practical examination
3. Clinical examination
4. Viva voce

Internal Assessment Examination:

The internal assessment examinations in theory and practical/ clinical held twice in a particular year followed by a model examination in the pattern of university examination to be held at the end of the year of study. Internal assessment marks for a candidate in a subject will be calculated as the average of the marks obtained in the model examination and the highest among all other internal examinations. This average mark will be reported to the University.

- a) To be eligible to appear for the University Examination a candidate should have 75% attendance in theory and 80% in clinical posting.
- b) For a student to be eligible to appear for the University examination he/she should have secured at least 50% of the maximum marks in internal assessment for both theory and practical/clinical in all subjects/papers, separately.
- c) English will be the preferred language for the examination.

University Examination-Scheme: The entire BDS course should be completed within a period of maximum 9 (double the course duration) academic years from the date of joining.

Three internal exams will be conducted for students who will appear university exams in summer and winter.

II Year

| Internal exams | Theory marks (Dental Materials) | Practical | |
|------------------------------|---|--|---|
| | | Dental Material | Pre-clinical Cons. |
| First Internal Exam. | Section A:20 Section B:18 Section C:22 Total: 40 | Zinc Phosphate Manipulation : Spotters : 30 Manipulation : 20 Viva : 10 Total : 60 | Class-II preparation on plaster block : Cavity Preparation : 20 Wax filling & carving: 10 Viva : 20 Total : 50 |
| Second Internal Exam. | Section A:20 Section B:18 Section C:22 Total: 40 | Silver Amalgam Manipulation: Spotters : 30 Manipulation : 20 Viva : 10 Total : 60 | Class - II preparation on extracted tooth : Tooth preparation :20 Base filling : 05 Restoration : 15 Viva : 10 Total 50 |
| Prelim. Exam. | Section A:20 Section B:30 Section C:30 Total: 80 | ZOE/GIC/Amalgam/ Zinc Phosphate manipulation : Spotters : 50 Manipulation : 20 Viva : 10 Total : 80 | Class- II Amalgam Restoration & Class-I Inlay with pattern on typhodont: Class-II tooth preparation :20 Base filling :10 Restoration : 20 Class-I Inlay : 30 Viva : 20 Total : 100 |

Kavya
Principal
M. I. D. S. R. Dental College,
LATUR

IV Year

| Internal exams | Theory marks | Practical |
|------------------------------|---|--|
| First Internal Exam. | Section A:20 Section B:20 Section C:20 Total: 60 | Case History : 10 Class-II Amalgam tooth preparation : 15 Base filling : 10 Restoration : 15 Viva : 10 Total : 60 |
| Second Internal Exam. | Section A:20 Section B:20 Section C:20 Total: 60 | Case History : 10 Class-II Amalgam tooth preparation : 15 Base filling : 10 Restoration : 15 Viva : 10 Total : 60 |
| Prelim. Exam. | Section A:20 Section B:40 Section C:20 Total: 80 | Case History : 10 Class-II Amalgam tooth preparation : 20 Base filling : 10 Restoration : 20 Viva : 20 Total : 80 |

For Conduct of Theory Internal Examination

Time Table from academic committee

- Academic committee dispatch the internal examination time table 1 week before the internal examinations.
- Internal Time Table for Theory and Practical examination will be displaced on department notice board
- Rooms identification and intimation to students and invigilators

1. Question Papers generation from Question Bank

- Preparation of Question Paper as per regulations.

- Make required no of copies and keep in strong room

2. Seating plan & arrangements

- Preparation of examination pads
- Each pad should contains the following stationary
- Seating plan.
- Answer sheets / Graphs / etc.
- Threads.
- Signature statement.

3 Internal Exam timings: 3hours (2pm to 5pm)

4. Absentees Statements for all examinations

- Prepare an overall consolidate statement for absentees.

5. Collection of answer scripts from invigilators

- Answer scripts collection from invigilators.
- Mark absentees on the summary report.
- Handed over the answer scripts to Department.

6. Evaluation of answer scripts from teachers

- Verify all the scripts
- Marks should be written on answer script
- Enter the same data in Online server
- Signature of faculty is mandatory on verified sheet.

7. Display of marks of individual students on department notice board and display of betterment exam date for failed students

Baner

Principal
D. S. R. Dental College,
LATUR

Conduct of Practical Internal Examination

II Year: Dental Material

First Internal Assessment:

| EXAM | TIME | EVALUATION/MARKS ALLOTMENT BY TEACHERS |
|----------------------|-----------------|---|
| Spotter :30 | 30 Minutes | 10 Spots are placed equidistant. students are allotted 03 minutes per spot. |
| Manipulation :20 | 5 to 10 Minutes | Increments assessment evaluation. Evaluation of method of mixing base & liquid. Final mix evaluation. |
| Viva:10 Total: 60 | 15 Minutes | Viva |

Second Internal Assessment:

| EXAM | TIME | EVALUATION/MARKS ALLOTMENT BY TEACHERS |
|----------------------|-----------------|---|
| Spotter :30 | 30 Minutes | 10 Spots are placed equidistant. students are allotted 03 minutes per spot. |
| Manipulation :20 | 5 to 10 Minutes | Evaluation of amount of amalgam & mercury taken. Evaluation of squeezing out excess mercury using gauze piece. Evaluation of final mix. |
| Viva:10 Total: 60 | 15 Minutes | Viva |

Soyan
Principal
M. I. D. S. R. Dental College,
LATUR

Prelim Assessment:

| EXAM | TIME | EVALUATION/MARKS ALLOTMENT BY TEACHERS |
|------------------|------------|---|
| Spotter :50 | 50 Minutes | 10 Spots are placed equidistant. Students are allotted 05 minutes per spot. |
| Manipulation :20 | 10 Minutes | Evaluation of manipulation of either ZOE/GIC/Silver Amalgam/Zinc Phosphate. |
| Viva:10 | 15 Minutes | Viva |
| Total: 80 | | |

II Year: Preclinical Cons.

First Internal Assessment:

1. Seating arrangements done according to roll number.
2. Arrangement of instruments by students.
3. Cross verification by staff.
4. Plaster block signed by the invigilator provided to each student.

| EXAM | TIME | EVALUATION/MARKS ALLOTMENT BY TEACHERS |
|---------------------------|------------|---|
| Cavity Preparation :20 | 45 Minutes | Cavity preparation evaluation by teachers |
| Wax Filling & Carving :10 | 30 Minutes | Final carving evaluation |
| Viva:20 | 15 Minutes | Viva |
| Total: 50 | | |

Second Internal Assessment:

| EXAM | TIME | EVALUATION/MARKS ALLOTMENT BY TEACHERS |
|--------------------------|------------|---|
| Tooth Preparation :20 | 45 Minutes | Tooth preparation on extracted mandibular first molar evaluation by teachers. |
| Base filling :5 | 15 Minutes | Evaluation of filling base & matrix band, wedge application. |
| Amalgam Restoration : 15 | 15 Minutes | Evaluation of carving & finishing of amalgam restoration. |
| Viva:10 | 15 Minutes | Viva |
| Total: 50 | | |

Prelim Assessment:

| EXAM | TIME | EVALUATION/MARKS ALLOTMENT BY TEACHERS |
|--|------------|---|
| Class-II Amalgam Tooth Preparation : 20 Class-I Inlay Tooth Preparation :30 | 90 Minutes | Tooth preparation on typhodont mandibular first molar evaluation by teachers. |
| Base filling :10 | 15 Minutes | Evaluation of filling base & matrix band, wedge application. |
| Amalgam Restoration : 20 | 15 Minutes | Evaluation of carving & finishing of amalgam restoration. |
| Inlay Wax Pattern : 20 | 15 Minutes | Evaluation of wax pattern with attachment of sprue. |
| Viva:10 | 15 Minutes | Viva |
| Total: 50 | | |


Principal
M. I. D. S. R. Dental College,
LATUR

IV Year:

Patients will be allotted to individual students from department OPD for clinical exam

| EXAM | TIME | EVALUATION/MARKS ALLOTMENT BY TEACHERS |
|---|------------|---|
| Case History :10 | 15 Minutes | Cavity preparation evaluation by teachers |
| Class-II Amalgam Tooth Preparation : 15 | 45 Minutes | Final carving evaluation |
| Base Filling : 10 | | |
| Amalgam Restoration : 15 | | |
| Viva:10 | 15 Minutes | Viva |
| Total: 60 | | |

- Marks will be displayed after examination
- Date of betterment exam will be declared for failed students.

Redressal of Examination Related Grievances

Mechanism to deal with examination related grievances is transparent, time-bound and efficient. For **any internal examination grievances** following mechanism is followed
Written signed application from students addressing exam section, mentioning the grievance is taken.

| | | |
|--|--|---|
| Grievance related to subject is Conveyed to subject teacher ↓ Grievance resolved by subject teacher ↓ On verification by student ↓ Application resigned by teacher and student mentioning the grievance as resolved. | | Any other exam related Grievance is dealt by Principal ↓ Grievance resolved by Principal On verification by student ↓ Application resigned by Principal and student mentioning the grievance as resolved. |
|--|--|---|

Betterment exam. Procedure

- Betterment exam date is declared after some time of main exam result declaration.
- Syllabus & Exam pattern for betterment exam is same as that of exam conducted.
- Betterment exam is conducted within 15 days after declaration of results.
- Results of betterment exam are declared within 03 days on the notice board.

Boysare
Principal
M. I. D. S. R. Dental College,
LATUR

Department of Periodontics

Conduct of Theory Internal and Practical Examination (UG and PG)

Examinations

Preface:

Evaluation is a continuous process, which is based upon criteria developed by the concerned authorities with certain objectives to assess the performance of the learner. This also indirectly helps in the measurement of effectiveness and quality of the concerned B.D.S. programme.

Evaluation is achieved by two processes

1. Formative or internal assessment
2. Summative or university examinations.

Formative evaluation is done through a series of tests and examinations conducted periodically by the institution. Summative evaluation is done by the university through examination conducted at the end of the specified course.

Methods of Evaluation:

Evaluation may be achieved by the following tested methods:

- i. written test
- ii. Practical examination
- iii. Clinical examination
- iv. Viva voce

Internal Assessment Examination-UG:

The internal assessment examinations in theory and practical/ clinical may be held at least twice in a particular year followed by a model examination in the pattern of university examination to be held at the end of the year of study. Internal assessment marks for a candidate in a subject will be calculated as the average of the marks obtained in the model examination and the highest among all other internal examinations, in the subject. This average mark will be reported to the University. For a student to be eligible to appear for the University examination he/she should have secured at least 50% of the maximum marks in internal assessment for both theory and practical/clinical.

Three internal exams will be conducted for students who will appear university exams in summer and winter

| Internal exams | Theory marks | practical |
|-----------------------|---|---|
| First internal exam | SECTION A:10 SECTION B:30 SECTION C:20 TOTAL: 60 | CASE HISTORY:20 SCALING :30 VIVA:10 TOTAL: 60 |
| Second internal exam | SECTION A:10 SECTION B:30 SECTION C:20 TOTAL: 60 | CASE HISTORY:20 SCALING :30 VIVA:10 TOTAL: 60 |
| Prelim exam | SECTION A:20 SECTION B:30 SECTION C:30 TOTAL: 80 | CASE HISTORY: 30 SCALING :40 VIVA:10 TOTAL: 80 |


Principal
M. I. D. S. R. Dental College,
LATUR

Conduct of Theory Internal Examination of Periodontics

Academic committee dispatch the internal examination time table 1 week before the internal examinations..

Internal Time Table for Theory and Practical examination will be displayed on department notice board

Room's identification and intimation to students and invigilators

1. Question Papers generation from Question Bank

- Preparation of Question Paper as per regulations.
- Make required no of copies and keep in strong room

2. Seating plan & arrangements

- Preparation of examination pads
- Each pad should contains the following stationary
 - Seating plan. * Answer sheets
 - Stapler * Signature statement.

3. Internal Exam timings : 3hours (2pm to 5pm)

4. Absentees Statements for all examinations

Prepare an overall consolidate statement for absentees

5. Collection of answer scripts from students

- Answer scripts collection from invigilators.
- Mark absentees on the summery report.
- Handed over the answer scripts to Department

6. Evaluation of answer scripts from teachers

- Verify all the scripts
- Marks should be written on answer script
- Enter the same data in Online server
- Enter the faculty details and other information on the verified sheet

7. Display of marks of individual students on department notice board and display of betterment exam date for failed students

Patients will be allotted to individual students from department OPD for clinical

Marks will be displayed after examination & date of betterment exam for failed.

Kamal
Principal
I. D. S. R. Dental College,
LATUR

Reexamination schedule for absent students will be conducted after discussing with academic committee

Conduct of Practical Internal Examination of Periodontics

| EXAM | TIME | EVALUATION/MARKS ALLOTMENT BY TEACHERS |
|-----------------|------------|--|
| CASE HISTORY:20 | 30MINUTES | CASE HISTORY DISCUSSION BY TEACHERS |
| SCALING :30 | 45 MINUTES | SCALING EVALUATION |
| VIVA:10 | 15 MINUTES | VIVA |
| TOTAL: 60 | | |

University Examination-Scheme: The scheme of examination for B.D.S. Final year examination at the end of fourth academic year. The examination shall be open to a candidate who satisfies the requirements of attendance, progress and other rules of MIDSR Dental college/University. The University examination for a subject shall be conducted twice in a year at an interval of not less than four to six months as notified by the university from time to time.

UG University Exam

Display of university schedule for online filling of forms and last date of acceptance of forms.



After conduct of internal exam



Showing of mark of internal assessment & confirmation by student's signature prior to sending to university.



Receiving queries, doubts and problems in the mark entry in form of application within 2 days and rectification of the same from respective staff and re communication to students.



After receipt of university time table for theory and practical commencement and end dates.



For practical exam – display of practical time table with details of batches for theory exam –
Display of time table, hall arrangements and rules for conduct of exam.

↓
Distribution of hall tickets

↓
Conduct of exam

MDS EXAMINATION

MDS Course Duration- 3years

It is essential to monitor the learning progress to each candidate through continuous appraisal and regular assessment. Evaluation of post graduate students is done by formative assessment examination conducted by college and summative examination by university.

Methods of Evaluation:

Evaluation may be achieved by the following tested methods:

- i. Written test
- ii. Practical examination
- iii. Clinical examination
- iv. Viva voce

According to university norms Post graduate students those who admitted before 2018 have to appear for university examination (written test four theory papers including basic subjects and practical examination of 2 days) after completion of 36 months of their MDS course.

From 2019 First year post graduates have to appear for written university examination after completion of first year (12 months) of their MDS course for basic subjects i.e. paper I and rest three papers along with separate practical examination after completion of thirty six months of their MDS course.

Monitoring Learning Progress:-

It is essential to monitor the learning progress to each candidate through continuous appraisal and regular assessment. It not only helps teachers to evaluate students to evaluate students, but also students to evaluate themselves. The monitoring to be done by the staff of the department based on participation of students in various teaching learning activities.

Examination of Post Graduates

MDS- I

Theory -

- Written examination every 6 months
- Term examination: October – 1st term, March – 2nd term
- Two papers: paper I – Basic Science, paper II – Basics in Periodontology.

Preliminary examination in month of March

Practical:-

- Two term exams in October and April
- Hand scaling and Case History

MDS II

Theory:-

- Every 6 months
- Term examination: October – 1st term, April – 2nd term
- Practical:-
- Term Examination
- Case History and sextant flap surgery

MDS III

Theory:-

- Written examination every 4 months.
- Preliminary examination in month of March
- Four papers: paper I, II, III, IV

Practical:-

- Flap surgery of a sextant
- Short and long case history with case history discussion
- Post surgical viva
- Grand viva
- Main dissertation presentation
- Pedagogy

An examination (Prelim) schedule is prepared by academic committee of college for theory.

- Internal assessment (prelim) theory is conducted by college for I MDS post graduates.
- Internal assessment theory is conducted for III MDS postgraduates which includes written test and mock practical examination at departmental level.
- Rest of the Formative assessment examinations for all Postgraduates is conducted at departmental level.
- Progress report of all postgraduate students is submitted to university at every 6 months.

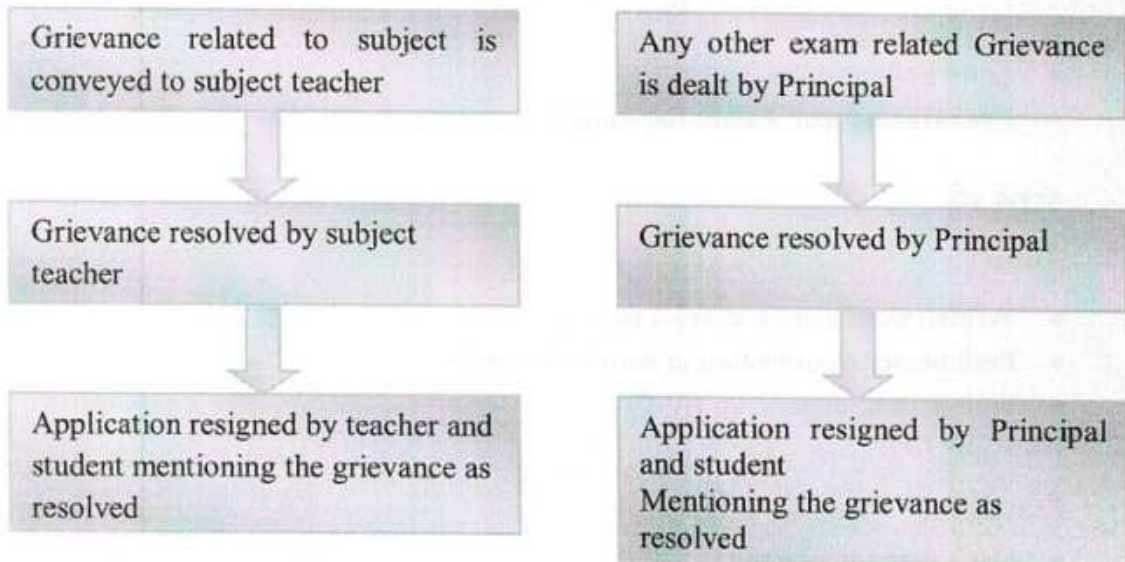

Principal
M. I. D. S. R. Dental College,
LATUR

Redressal of Examination Related Grievances

Mechanism to deal with examination related grievances is transparent, time-bound and efficient

For any internal examination grievances following mechanism is followed

Written signed application from students addressing exam section, mentioning the grievance is taken



Principa
Principal
M. I. D. S. R. Dental College,
LATUR

Department of Public Health Dentistry

Examination Pattern

Index: Case History

- a) Oral hygiene indices simplified- Green and Vermilion
- b) Silness and Loe index for Plaque
- c) Loe and Silness index for gingival
- d) CPI
- e) DMF: T and S, df:t and s
- f) Dean's fluoride index

II. Health Education

1. Make one - Audio visual aid
2. Make a health talk

III. Practical work

1. Pit and fissure sealant
2. Topical fluoride application

Theory Internal & Practical Examination of Public Health Dentistry

Examinations

Preface:

Evaluation is a continuous process, which is based upon criteria developed by the concerned authorities with certain objectives to assess the performance of the learner. This also indirectly helps in the measurement of effectiveness and quality of the concerned B.D.S. programme.

Evaluation is achieved by two processes

- 1) Formative or internal assessment
- 2) Summative or university examinations.

Formative evaluation is done through a series of tests and examinations conducted periodically by the institution. Summative evaluation is done by the university through examination conducted at the end of the specified course.

Methods of evaluation:

Evaluation may be achieved by the following tested methods:

- i. Written test
- ii. Practical examination
- iii. Clinical examination
- iv. Viva voce

Internal assessment examination:

The internal assessment examinations in theory and practical/ clinical may be held at least twice in a particular year followed by a model examination in the pattern of university examination to be held at the end of the year of study. Internal assessment marks for a candidate in a subject will be calculated as the average of the marks obtained from all the three examinations. This average mark will be reported to the University. For a student to be eligible to appear for the University examination he/she should have secured at least 50% of the maximum marks in internal assessment for both theory and practical in the subject, separately.

- a. To be eligible to appear for the University Examination a candidate should have 75% attendance in theory and 80% in clinical postings in the subject of Public Health Dentistry for which university examination is held in a particular year.
- b. He/she will be eligible to appear in the university examination in those subjects in which he/she has secured the minimum requirement of 50% of internal assessment marks.
- c. **Quota for final year student to appear for university exam**

| Year | Case history with relevant index |
|------------|----------------------------------|
| Third year | 5 |
| Final year | 10 |
| Total | 15 |

d. University examination-scheme:

The examination shall be open to a candidate who satisfies the requirements of attendance, progress and other rules governing the institution/University. The University examination for a subject shall be conducted twice in a year at an interval of not less than four to six months as notified by the university from time to time.

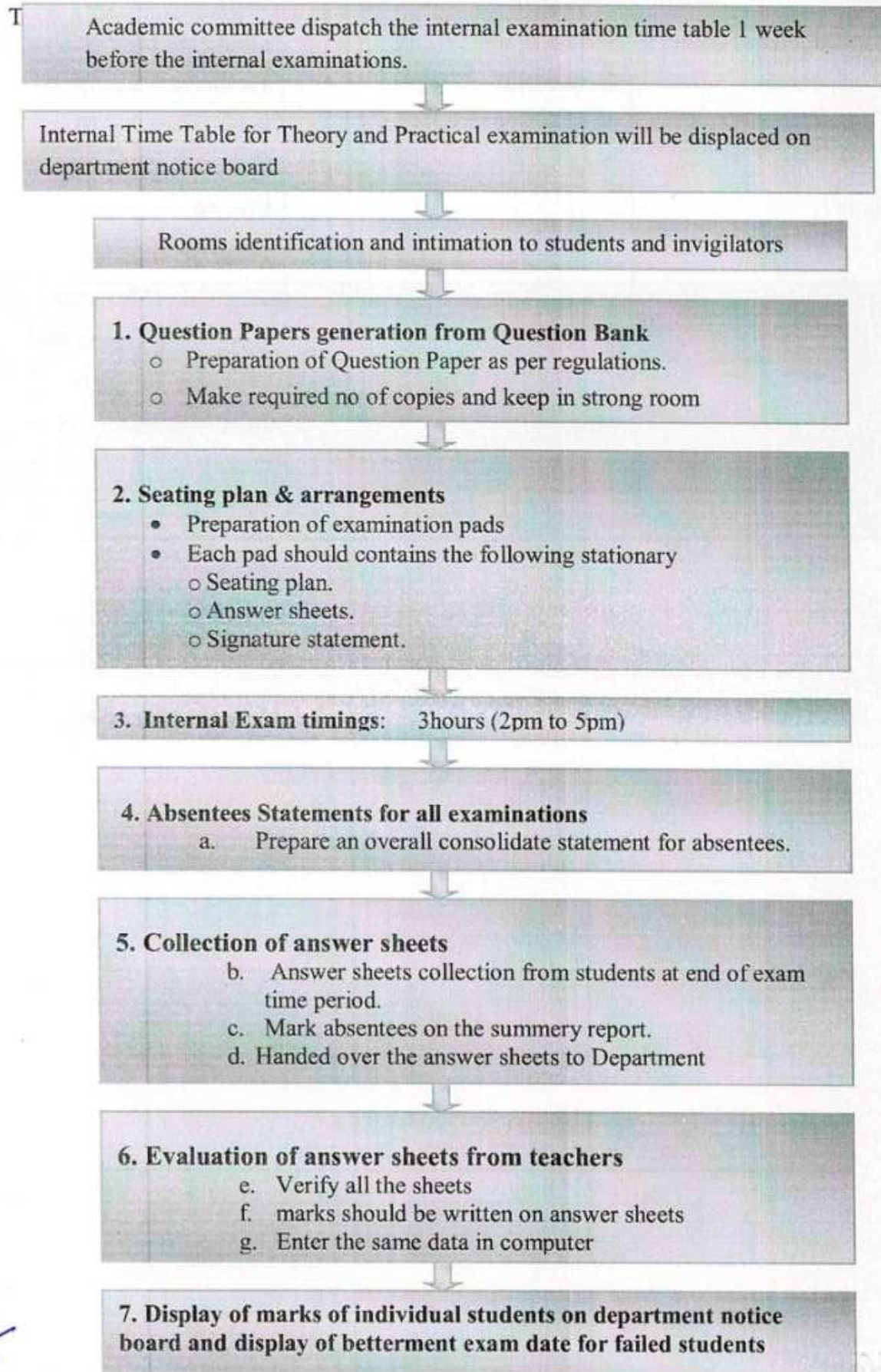
Department Of Public Health Dentistry

Three internal exams will be conducted for students who will appear university exams in summer and winter

| Internal exams | Theory marks | Practical |
|---------------------|---|---|
| First internal exam | Section A:10 Section B:30 Section C:20 Total: 60 | Long Case History:20 Treatment Planning :10 Index Recording:10 Short Case History:10 |

| | | |
|----------------------|---|---|
| | | Viva:10 Total: 60 |
| Second internal exam | Section A:10 Section B:30 Section C:20 Total: 60 | Long Case History:20 Treatment Planning :10 Index Recording:10 Short Case History:10 Viva:10 Total: 60 |
| Prelim exam | Section A:20 Section B:30 Section C:30 Total: 80 | Long Case History:20 Treatment Planning :10 Index Recording:20 Short Case History:15 Viva:15 Total: 80 |

Conduct of Theory Internal Examination of Public Health Dentistry



Principals

Conduct of Practical Internal Examination of Public Health Dentistry

PATIENTS WILL BE ALLOTTED TO INDIVIDUAL STUDENTS FROM DEPARTMENT
OPD FOR CLINICAL EXAM

Mark Distribution for First and Second Internal Exam

| EXAM | TIME | EVALUATION / MARKS ALLOTMENT BY TEACHERS |
|---|---|--|
| Long Case History:20 Treatment Planning :10 Index Recording:10 Short Case History:10 Viva:10 TOTAL: 60 | 30MINUTES 45 MINUTES 15 MINUTES | CASE HISTORY DISCUSSION BY TEACHERS VIVA |

Mark Distribution for Prelim Exam

| EXAM | TIME | EVALUATION/MARKS ALLOTMENT BY TEACHERS |
|---|---|---|
| Long Case History:20 Treatment Planning :10 Index Recording:20 Short Case History:15 Viva:15 TOTAL: 80 | 30MINUTES 45 MINUTES 15 MINUTES | CASE HISTORY DISCUSSION BY TEACHERS VIVA |



MARKS WILL BE DISPLAYED AFTER EXAMINATION AND DATE OF BETTERMENT
EXAM DATE FOR FAILED STUDENTS

CONDUCTION OF BETTERMENT EXAM AND DISPLAY OF MARKS ON
DEPARTMENT NOTICE BOARD

Redressal of Examination Related Grievances:

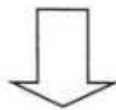
- Mechanism to deal with examination related grievances is transparent, time-bound and efficient
- For **any internal examination grievances** following mechanism is followed
- Written signed application from students addressing exam section, mentioning the grievance is taken

| | | |
|--|--|---|
| Grievance related to subject is Conveyed to subject teacher | | Any other exam related Grievance is dealt by Principal |
|--|--|---|




| | | |
|--|--|------------------------------------|
| Grievance resolved by subject teacher | | Grievance resolved by Principal |
|--|--|------------------------------------|

On verification by student



on verification by student



| | | |
|---|--|---|
| Application resigned by teacher and student Mentioning the grievance as resolved | | Application resigned by Principal and student Mentioning the grievance as resolved |
|---|--|---|

Handwritten signature

Sayer