



MAEER PUNE'S  
**MAHARASHTRA INSTITUTE OF  
DENTAL SCIENCES AND RESEARCH,**  
**LATUR**  
(DENTAL COLLEGE & HOSPITAL)



10/09/2019

To  
The Academic Committee,  
MIDSR Dental College,  
Latur

Subject: Request to conduct **add on course /workshop**

Respected Sir,

I would like to request for your permission and support to conduct an online add on course / workshop on **"Tricks to fix the Restoration"**.

The workshop will take place on 16<sup>th</sup>, 17<sup>th</sup>, 18<sup>th</sup>, 19<sup>th</sup> September 2019. This course will be conducted for Under graduate students, interns and all prosthodontics staff.

Your consideration will be highly appreciated. I look forward to hearing from you.

Sincerely,

Head Of Department

Department Of Prosthodontics

Date :13/09/2019

To,

The Head of Department,  
Department of Prosthodontics,  
MIDSR Dental College,  
Latur

**Subject :** Regarding the permission for add on course.

Respected Sir,

With respect to your application regarding the permission for add on course, hereby you are allowed to conduct the add on course on 16<sup>th</sup>, 17<sup>th</sup>, 18<sup>th</sup>, 19<sup>th</sup> September 2019.

Thanking you.

**Yours sincerely,**



**The chairman**  
Academic Committee  
MIDSR, Latur

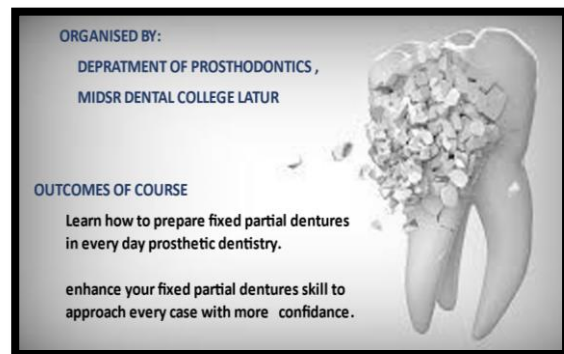
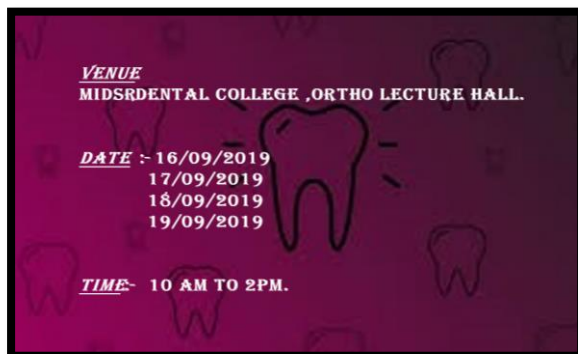


MAEER PUNE'S  
**MAHARASHTRA INSTITUTE OF  
DENTAL SCIENCES AND  
RESEARCH, LATUR**  
(DENTAL COLLEGE & HOSPITAL)



**ADD ON COURSE**

**TRICKS TO FIX THE RESTORATION**



**COMMITTEE MEMBERS:-**

**Dr. Ajit Jankar.**

**Dr. Shaym Jadhav**

**Dr . Sandeep Fere**

**Dr. SusheenGajare**

**Dr. Shashi Patil**

# *COURSE REPORT*

## **COURSE MODULE DESCRIPTION [TIME SCHEDULE]**

### **COURSE CURRICULUM**

All areas of practice of dentistry are evolving at a considerable pace. One area of particular interest which has seen a rapid revolution is the rehabilitation of partially dentate adults.

Tooth preparation in regular practice can be stressful and frustrating if you don't know how to do it and what would be a flawless process, can easily turn into a series of fails and dissatisfactions.

### **ELIGIBILITY OF PARTICIPANT**

Undergraduate students, interns and all prosthodontics staff.

### **COURSE HOURS**

16 hours

### **EXPECTED OUTCOME OF THE COURSE**

Learn how to prepare fixed partial dentures in every day prosthetic dentistry.

enhance your fixed partial dentures skill to approach every case with more confidence.

### **ASSESSMENT METHODOLOGY**

Oral viva evaluation at the end of each module.

### **Fees**

Free of cost

## **Facilities required for the course**

- High speed internet connection
- Computer
- Webcam
- Microphone and other computer accessories.

## **MODULES**

### **MODULE 2-**

- Biomechanical principles of tooth preparation .Dr. Shirish Pawar
- Tooth preparation for different restoration – Dr. Sandeep Fere.
- Laminates and veneers – Dr. Susheen Gajare

### **MODULE 1-**

- Clinical examination -Dr. Shaym Jadhav .
- Diagnosis and treatment planning -Dr . Sandeep Fere .
- Retainers in fixed partial denture- Dr. Ajit Jankar.

### **MODULE 3-**

- Gingival retraction -Dr. Ajit Jankar.
- Impression technique – Dr. Shaym Jadhav
- Provisional restoration –Dr. Shirish pawar
- Shade selection – Dr. Susheen Gajare

### **MODULE 4**

- Laboratory communications and laboratory steps in fabrication of restoration – Dr. Suresh Kamble .
- Crown cementation- Dr. Shirish Pawar

### **Objectives of module I**

- This module teaches about proper clinical examination and diagnosis to the students.
- This module gives details information regarding parts of fps like ,pontic , retainers and connectors.
- This module is four hour lecture

### **MODULE I - 4 HOURS**

<b>Session</b>	<b>Time</b>	<b>Speaker</b>
Session 1 – lecture on clinical examination .	1 hour	Dr. Shaym Jadhav
Session 2- diagnosis and treatment planning .	1 hour	Dr . Sandeep Fere
Session 3- parts of fpd	2 hour	Dr. Ajit Jankar.

### **METHOD OF EVALUATION – ORAL VIVA EVALUATION**

### **Objectives of module II**

- This module helps to teaches about biomechanical principles and preparation in fixed partial denture and proper clinical examination and diagnosis to the students.
- This module is four hour lecture

### **MODULEII - 4 HOURS**

Session 1 – lecture onBiomechanical principles of tooth preparation .	1 hour	Dr.Shashi Patil
Session 2- Tooth preparation for different restoration .	1 hour	Dr. Sandeep Fere.
Session 3- Laminates and	2 hour	Dr. Susheen Gajare

veneers.		
----------	--	--

## METHOD OF EVALUATION – ORAL VIVA EVALUATION

### Objectives of module III

- This module helps to know gingival retraction and impression technique in fixed partial denture to the students.
- This module is four hour lecture

### MODULE III - 4 HOURS

Session	Time	Speaker
Session 1 – lecture onGingival retraction	1 hour	Dr. Ajit Jankar.
Session 2- Impression technique	1 hour	Dr. Shaym Jadhav
Session 3- Provisional restoration	1 hour	Dr. Susheen Gajare
Session 4- Shade selection	1 hour	Dr. Shashi patil.

## METHOD OF EVALUATION – ORAL VIVA EVALUATION

### Objectives of module IV

- This module IS taken by Dr.Suresh kamble on Laboratory communications and laboratory steps in fabrication of restoration .
- Followed by Dr. Shirish Pawar on cementation protocol.
- This module is four hour lecture

### MODULE IV - 4 HOURS

Session	Time	Speaker
Session 1 – Laboratory communications and laboratory steps in fabrication of restoration	2hour	Dr. Suresh Kamble.
Session 2-Crown cementation	2hour	Dr. Shirish Pawar

## **METHOD OF EVALUATION – ORAL VIVA EVALUATION**
















### **CONCLUSION OF THIS COURSE**

- Recognize and apply principles of diagnosis ,planning, and treatment for completely edentulous, partially edentulous ,and dentate patients.
- Discuss traditional methods and asses evidence behind new ideas and approaches .
- Review current clinical applications and future directions of dental materials and digital technology in patient care.



Tricks to fix restoration

List of participants 2019

Sr. No	NAME OF PARTICIPANTS	SIGN
1.	DR VIDYA VAYBHASE	
2.	DR DIPALI PATANE	
3.	DR SURAJ SONWANE	
4.	BAIG SUMAIRA	
5.	BELAMBE POORNIMA	
6.	BELSARE NIKITA P	
7.	BUDDEPATIL SARIKA M	
8.	CHODHARI PRACHI A	
9.	DESHMUKH GAURI R	
10.	DHAMALE SARIKA S	
11.	DHONE CHANDRAKALA R	
12.	GHUGE JAYSHREE U	
13.	JADHAV SUSHMA B	
14.	PALKAR NIKITA	
15.	KENDRE SNEHAL	
16.	WADODKAR MAKRAND M	
17.	WATH ASHWINI	
18.	SHINDE PAVAN R	
19.	VHOTTE VISHAKHA S	



M.I.D.S.R DENTAL COLLEGE, LATUR  
Department of Prosthodontics and  
Crown & Bridge



## ADD ON COURSE

CERTIFICATE OF PARTICIPATION

WE THANK .....FOR PARTICIPATING A ADD  
ON COURSE ON TRICKS TO FIX RESTORATION ,AT MIDSR DENTAL  
COLLEGE LATUR.

DATED ON 16/09/2019 TO 19/09/2019

Dr.Suresh kamble  
Principal  
MIDSR Dental College, Latur

Dr.Suresh Kangane  
Vice Principal  
MIDSR Dental College, Latur

Dr. Ajit Jankar  
HOD  
MIDSR Dental College, Latur



Head of Department  
Dr. Ajit Jankar