

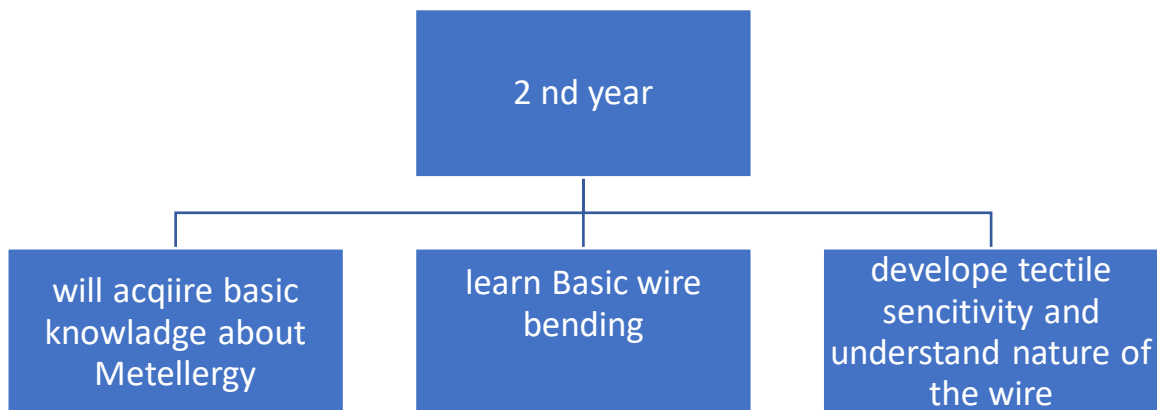
Department Of Orthodontics

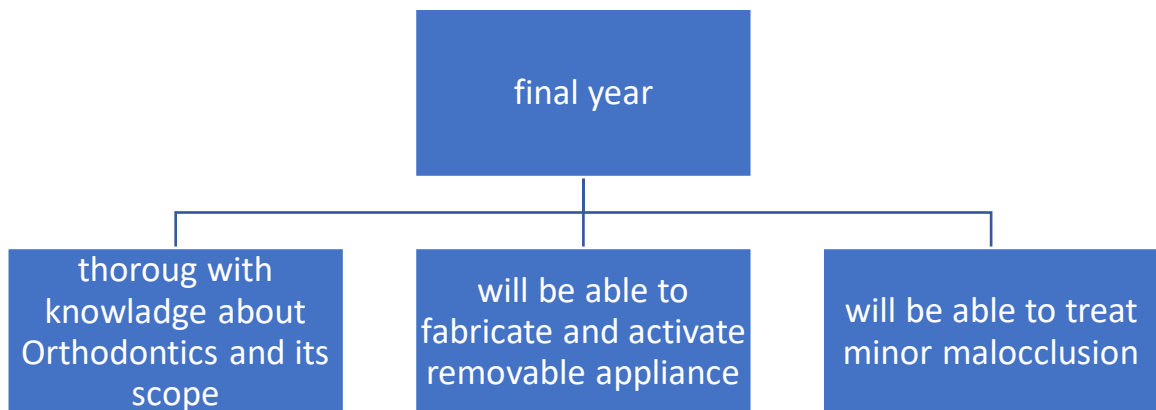
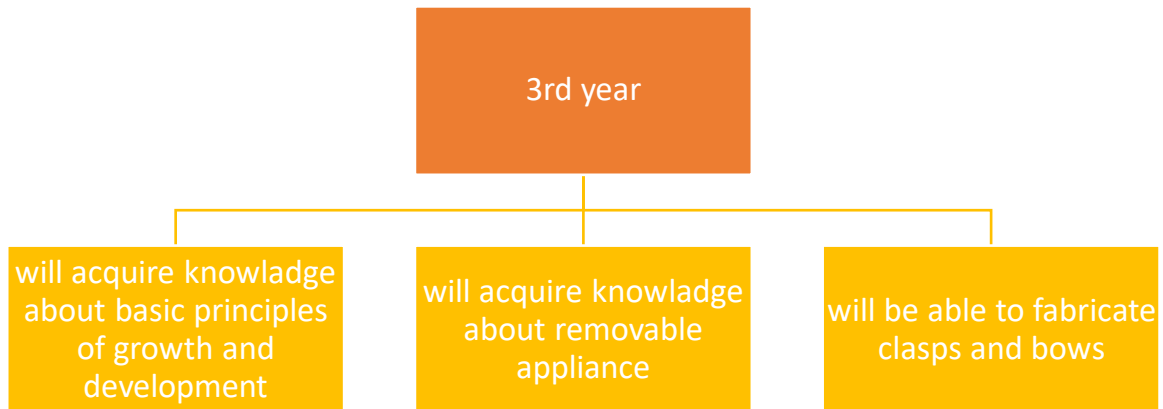
UG TEACHING OUTCOME

Undergraduate programme in Orthodontics is designed to enable the qualifying dental surgeon to diagnose, analyse and treat common orthodontic problems by preventive, interceptive and corrective methods.

At the end of the programme student will acquire

- Adequate knowledge of the scientific foundations on which Orthodontics is based
- good understanding of various relevant scientific methods, principles of biological functions and its effect on malocclusion.
- Will acquire knowledge about principle, function and indications of removable appliances. And be able to fabricate the appliances.
- Will be able to diagnose and manage minor malocclusions.





PG TEACHING OUTCOME

Postgraduate programme in Orthodontics is designed to enable the qualified bachelor dental surgeon (B.D.S.) to learn the Orthodontics and dentofacial speciality thoroughly. It helps the students to diagnose, analyse and treat mild to moderate orthodontic problems by preventive, interceptive, corrective or surgical method.

At the end of the programme, it is ensured that student will acquire adequate knowledge of the scientific foundations on which orthodontics is based and good understanding of various relevant scientific methods, principles of biological functions and its effect on malocclusion. Students will be able to diagnose the etiology of the malocclusion and plan the treatment accordingly of the patient in which removeable, myofunctional or fixed appliances are indicated.

Students should be able to understand principle, function and indications of removable, myofunctional appliances and fixed appliances and be able to fabricate the appliances. Students will be able to diagnose and manage minor malocclusions.

1st Year

At the end of 1st year of post graduate students will be able to perform basic wire bending, appliance fabrication, soldering exercise, band fabrication. They will be able to prepare study models take impression of the patient and model analysis- mixed and permanent dentition. They will know how to do cephalometrics tracing and superimpositions, computerized imaging (Nemoceph) and basic of clinical photography including digital photography so that they will be able to take intraoral and extraoral photographs of the patient undergoing orthodontic treatment for maintaining record. They will be able to perform typodont exercises. Teaching skills and discussion will be improved by seminar and journal clubs. They will learn the management of outpatient department and removeable appliance delivery after completion of preclinical exercise. They will be able to diagnose and plan the treatment for removeable, myofunctional appliance patient. They will be able to perform basic research and methodology work by writing synopsis for the university. They will be able to give Paper 1 examination.

2nd year

During 2nd year student will be able to diagnose and plan the treatment for the patient of fixed orthodontic treatment. They will be able to carry out orthodontic treatment on mild to severe malocclusion cases, plan surgical treatment for the patient and carry out interdepartmental discussion for better treatment outcome in cases indicated. To improve teaching skills and discussion ability, they will take U.G. students lectures. During this period textbook writing ability will be improved by library dissertation (LD) writing and submission. Students will submit LD in this year. Learning, teaching and discussion ability will be improved seminar and journal club. They will be able to present poster/paper at conferences. Students are able to prepare article/case report for publication purpose.

3rd year

During 3rd year students will be able to perform research work on their own this will lead to new research in this field and thus complete the thesis. They will be able to treat and manage the transferred patients. Students will know how to carry out fixed orthodontic treatment and will finish the cases at the end of this year. They will be able to give examination for Paper 2, 3, 4 for university examination.