



MAEER'S
MAHARASHTRA INSTITUTE OF DENTAL
SCIENCES & RESEARCH (DENTAL COLLEGE)



Address: Vishwnath Puram
Ambajogai Road Latur.
413531 (Maharashtra)

Tel. (02382) 228063, 227703,
227444, fax : (02382) 228063

Email:
principal@mitmidsr.edu.in
midsr.latur@gmail.com
Website: www.mitmidsr

Usage Register of High-end Equipment

MIDSR

Imaging & Morphometric Software

Nemoceph Pandrive

18th Nov. 5th 13

Sr.No	Date	Name of User	Start time	Shut Down Time	Signature
1	5/11/13	Dr. Yatish Joshi	10:00	10:30	<i>Yatish</i>
2	6/11/13	Dr. Praveen M.	10:35	10:50	
3	8/11/13	Dr. Praveen	11:05	11:40	
4	15/11/13	Dr. Yatish Joshi	2:30	3:20	<i>Yatish</i>
5	19/11/13	Dr. Praveen M.	9:30	9:45	
6	10/12/13	Dr. Yatish	10:20	10:45	<i>Yatish</i>
7	18/12/13	Dr. Yatish	11:20	12:00	<i>Yatish</i>
8	23/12/13	Dr. Praveen M.	9:30	11:00	
9	6/01/14	Dr. Yatish Joshi	10:20	11:30	<i>Yatish</i>
10	14/01/14	Dr. Yatish Joshi	10:15	12:15	<i>Yatish</i>
11	20/01/14	Dr. Praveen M.	11:20	11:35	
12	22/01/14	Dr. Praveen M.	12:00	12:20	
13	27/01/14	Dr. Yatish Joshi	11:15	11:25	<i>Yatish</i>
14	10/02/14	Dr. Yatish Joshi	9:35	9:50	<i>Yatish</i>
15	24/02/14	Dr. Praveen M.	11:10	11:20	
16	27/02/14	Dr. Yatish Joshi	3:20	3:30	<i>Yatish</i>
17	10/03/14	Dr. Praveen M.	10:20	10:25	
18	18/03/14	Dr. Yatish Joshi	2:20	3:00	<i>Yatish</i>
19	8/04/14	Dr. Praveen	10:00	10:20	
20	9/04/14	Dr. Shilpa	10:00	11:30	<i>Shilpa</i>
21	15/04/14	Dr. Ganesh	11:00	11:30	<i>Ganesh</i>
22	29/04/14	Dr. Virangi	10:00	11:30	<i>Virangi</i>
23	6/05/14	Dr. Ganesh	11:00	12:00	<i>Ganesh</i>
24	12/05/14	Dr. Virangi	12:00	12:15	<i>Virangi</i>
25	19/5/14	Dr - Shilpa	9:30	9:40	<i>Shilpa</i>
26	5/6/14	Dr. Shilpa	10:00	10:10	<i>Shilpa</i>
27	9/6/14	Dr. Virangi	11:20	11:30	<i>Virangi</i>

Virangi
Principal

589	2/2/22	DR. Smita -	94671	2:00 - 3:00	Smita
590	17/2/22	Dr. Smita -	194959	9:30 - 10:45	Smita
591	13/4/22	DR. Jyotsna -	212022	11:00 - 12:00	Jyotsna
592	14/4/22	Dr. Jyotsna -	215309	12:00 - 1:00	Jyotsna
593	15/4/22	DR. Smita	194959	12:00 - 1:00	Smita
594	16/4/22	Dr. Jyotsna -	222051	12:30 - 1:00	Jyotsna
595	19/4/22	Dr. Smita -	194038	11:00 - 12:00	Smita
596	18/8/22	DR. Ankita -	221125	11:00 - 11:30	Ankita
597	19/8/22	Dr. Jyotsna -	208730	11:00 - 12:00	Jyotsna
598	20/8/22	DR. Mahesh -	167847	2:00 - 3:00	Mahesh
599	22/8/22	DR. Mahesh -	227435	2:30 - 3:15	Mahesh
600	22/8/22	DR. Ankita -	228206	2:00 - 3:00	Ankita
601	23/8/22	DR. Ankita -	222474	12:00 - 1:00	Ankita
602	23/8/22	DR. Sayali -	202252 Prasad	2:00 - 3:00	Sayali
603	24/8/22	DR. Smita -	121086	12:00 - 1:00	Smita
604	24/11/22	DR. Ankita -	198745	2 pm: 4:00 pm	Ankita
605	28/11/22	DR. Ankita -	198745	11 am: 1 pm	Ankita
606	28/11/22	DR. Ankita -	198745	12:00 2 pm to 4 pm	Ankita
607	28/11/22	DR. Jyotsna -	61797	2 pm to 4 pm	Jyotsna
608	15/12/22	DR. Ankita -	198745	3 pm - 3:15 pm	Ankita
609	21/12/22	DR. Ankita -	198745	10:30 pm - 12 pm	Ankita
610	2/1/23	DR. Ankita	187932	2:30 pm - 3:20 pm	Ankita
611	11/1/23	DR. Sayali		10:49 AM	Sayali
612	13/1/23	DR. Aavesh		2:00 - 5:00	Aavesh
613	20/1/23	DR. Aavesh		11:00 - 11:15	Aavesh
614	20/1/23	DR. Asalam		11:40 - 1:30	Asalam
615	21/1/23	DR. Asalam		9:40 - 11:40	Asalam
616	21/1/23	DR. Nikhil		10:24 -	Nikhil
617	21/2/23	DR. Jyotsna		2:00	Jyotsna

Endodontic Microscope

(Date: / /)

Page No. / /
Date: / /

Date	OPD No.	Name of patient	Work done	PG Name	Staff sign
21/01/23	255208	Ayesha Shaikh	Access opening done - 1/2 closed temporary dressing given.	Dr. Anshul	
6/01/23	255872	Pavna Patil	Access opening done - 1/2 closed temporary dressing given.	Dr. Phital	
11/01/23	256176	Ganga Maske	Access opening done - 1/2 closed temporary dressing given.	Dr. Vaipale	
17/01/23	256209	Nehisha Phad	Biomechanical preparation done - 1/2 closed dressing given	Dr. Priyanka	
25/01/23	257287	Shubram More	Preparation done - 1/2 closed temporary dressing given	Dr. Kulkarni	
30/01/23	257386	Hina Kulkarni	Preparation done - 1/2 closed temporary dressing given	Dr. Jagade	

K. Anjan
Principal
M. I. D. S. R. Dental College
LATUR

(200 / 1 / 1)

Date	OPD No.	Patient name
3/2/23	258243	Aishwarya leaved
7/2/23	258667	Sushbi Ruffed

work done	Dr. name	Staff of
Access opening done E - T - C. closed temporary dressing given	Dr. Shital	
from GMO done E - T - temp dressing given.	Dr. Neelam	


 Principal
 M. I. D. S. R. Dental College
 LATUR

Date	OPD No.	Name of patient	Work done	PG name	Staff name
21/12/22	246075	Jyoti Patil	Access opening done & MBZ, MB, DB & P canal located. Temporary restoration placed.	Dr. Vaishali	
3/12/22	243324	Ashwini Kante	Direct pulp capping done & if using MTA, Gate inspection placed & if	Dr. Shital	
15/12/22	121890	Usha Bhosale	Access opening done & MBZ, MB, DB, P canal located. Temporary base placed.	Dr. Yagash	
21/12/22	245074	Sayali Chitambar	Obturation done & if & if lateral condensation technique & temporary rest given.	Dr. Pooja	
27/12/22	229717	Sujata Kholpe	Composite restoration done & if	Dr. Pratiksha	


Principal
 M. I. D. S. R. Dental College
 LATUR

Date	OPD no	Name of pt	work done	Per Name	Staff Sign
8/1/22	203636	Shreehar Amuram	class 10 cavity prep & rest done = $\frac{1}{6}$	Dr. Patel	
10/1/22		Preclinical work	Cavity on hypodontic tooth	Dr. Pooja	
4/1/22	209612	Pravin Sayle	class opening done = $\frac{1}{11}$	Dr. Valsala	
13/1/22		Preclinical work	Cavity on hypodontic tooth	Dr. Yojesh	
13/1/22	209853	Conchu Sarale	Oronchival prep done = $\frac{1}{6}$	Dr. Patel	

M.I.D.S.R. Dental College
LATUR

January 2021

PAGE NO.:

DATE:

124264

7/1/21

Kedar Khatkar

Apexification

done $\bar{1}$ wing

biocerium, obturation

done wing therm

plasticized gutta

percha.

- Dr. Anuja

213233

12/01/21

Samiksha

Jadhav

Middle distal

canal located

$\bar{2}$ $\bar{6}$

Temp. restorⁿ

done $\bar{1}$ $\bar{5}$

- Dr. Nayan

213187

18/1/21

Jhoib

Khan

File retrieval

done $\bar{2}$ $\bar{6}$

closed dressing

placed.

- Dr. Damini

Scanned by CamScanner

Kangaru
Principal

M. I. D. S. R. Dental College
LATUR

December 2021

PAGE NO.:

DATE:

3/12/21
260862

Rushikesh
Shelke

Non vital
bleaching
done in the

Dr. Naigun

43295
6/12/21

Uma
Shinde

Management
of curve canal
1c - 1s

- Dr. Pannu

9/12/21
161537

Madhuri
Patil

Management
of two canals
1c - 11

- Dr. Anuja

Dental Laser Unit

Date	OPD No.	Name of patient	work done	Doctor name	Staff sign
3/2/23	221868	Baban Mane	Gingival overgrowth removal done \bar{c} 34	Dr. Akshay	
17/2/23	246316	Dyankot Kudre	Non-Vital bleaching \bar{c} 321 123	Dr. Vanshali	


Principal
 M. I. D. S. R. Dental College
 LATUR

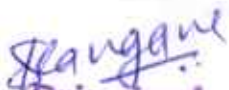
5/01/23	255894	Ganesh Hotagale	Vital Bleaching \bar{c} 321/123	Dr. Yogesh
9/01/23	255115	Radhika Bhosale	Ca(OH) ₂ removal from root canal treated tooth \bar{c} / $\bar{7}$	Dr. Pooja


 Principal
 M. I. D. S. R. Dental College
 LATUR

11/12/22	248127	Dheeraj Surose	Ca(OH) ₂ removal from root canal treated tooth	Dr. Akshay
			2 6/	
19/12/22	247951	Gajanan Kinkale	Gingival overgrowth removal done	Dr. Shital
			145	
27/12/22	233204	Sanjivani Jewale	Activation of irrigation solution by NaOCl during root canal treatment	Dr. Vaishali
			2 1/7	

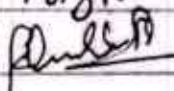








 Principal
 M. I. D. S. R. Dental College
 LATUR

6/1/22	211129	Amara Shakti	Efficient activation done to 16	Dr. Vaidhali
20/1/22	211960	Rameshwari Tadhar	Activation of irrigating solution during root canal treatment C 15	Dr. Damini
3/2/22	214591	Shyam Kallu	Activation of irrigating solution during root canal treatment E 43	Dr. Akshay
4/2/22	—	—	Short study related work	Dr. Priyanka
5/2/22	213009	Balaji Sarwan	Activation of irrigating solution during root canal treatment E 6	Dr. Shital
15/2/22	—	—	Short study related work	Dr. Akshay


Principal
 M. I. D. S. R. Dental College
 LATUR

15/01/2021

Laser received in the dept after repairing. To be used for clinical work onwards - 13/1/2021.

Sr. No.	Date	Name & Procedure	Sign	Given
1	20/01/21	Dr. Kishor Operculotomy Reaft no. OPP no - 165997 (216966) 700 Rs.		
2	21/01/21	Dr Rohini francectomy 1000 Rs Reg. No 166203 (217006) Anjali solankar laser unit & foot control & ① tip, Eye glasse (2)		
3	21/01/21	Dr. Rohini Hemostasis using laser OPD No:- 166527 (217090) 500 Rs. Gorakh Kadam laser unit & foot control & ① tip, eye glasse (1)		
4.	23/01/2021	Dr Pryanika francectomy Reg. No Krushna Gurme 166530 laser unit & foot control. & 1 tip, eye glasse (2) Receipt No 217244		

Sr No	Date	Work's Procedure.	Studentsign	Staff & Sign.
10)	11/6/21.	Dr. Priyanka. Operculotomy. Paid 500. Rep no:- 224636		 Cont
11)	2/9/21	Dr. Anusha. Freneotomy Paid 1000/- Rept :- 231205 234035.		
12)	2/11/22	Dr. Poonam Freneotomy paid - 500/-	PK	
13}	3/2/22	Dr. Poonam operculectomy paid - 300/-		
14	2/2/22	Dr Anusha Gingivectomy Paid :- 600/- electrocautery.		

Extended application of light based microscope

Department of Oral Pathology
Specialized Microscope Training

Date: 10/08/2021

TO,

The Principal,


MIDSR Dental College Latur

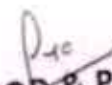
Sub: Regarding Departmental ADD-ON course schedule 2021.

Respected sir,

Hereby we are submitting the schedule of "A Webinar on: Hidden eyes IN PATHOLOGY" course to be conducted in the year 2021 for undergraduate student. Kindly go through it and permit us for the same.

Thanking you


Principal
M.I.D.S.R. Dental College,
LATUR


HOD & PROF.
Dept. Of Oral Pathology

DEPARTMENT OF ORAL PATHOLOGY


Principal
M. I. D. S. R. Dental College
LATUR

DEPARTMENT OF ORAL PATHOLOGY

A WEBINAR ON: HIDDEN EYES IN PATHOLOGY

About the course:

This course is an online course offered by Department of Oral Pathology, MIDSR College Latur. This Microscopy course is an understanding of the theoretical background as well as practical skills of various types of microscopes. Lectures are followed by practical demonstrations. This course provides an introduction to microscopy and operation of a various types of microscope.

Course learning outcome:

After this course, you will be able to identify and understand the basic principal components of simple and compound microscope, working principals and advances of specialized microscope, its set-up and uses.

Objectives of the Training:

- To identify and understand the working principal of simple and light microscope
- To identify and understand the working principal of specialized microscope
- To understand the microscopic advantages.

Learning Resources:

A variety of learning resources will be utilized in terms of lectures with power point presentation, & videos

Course Assessment

Assessment of student will be done on the basis of exercises (slide tests and interactive sessions) allotted to them along with 10 marks MCQ's question.

S. Angane
Principal
M. I. D. S. R. Dental College
LATUR

Course certification:

The course will be conducted by Department of Oral Pathology and Microbiology, MIDSR College Latur. At the end of 4 th module participants will be presented with the certificate; provided that he/she should complete the course.

Modules will be conducted by:

Dr. Anuja Maniyar (Prof and HOD, Department of Oral Pathology and Microbiology)

Dr. Varsha Sangle (Reader, Department of Oral Pathology and Microbiology)

Dr. Smita Chaware (Sr. Lecturer, Department of Oral Pathology and Microbiology)

Eligibility-All undergraduate and post graduate students can join the course.

Course schedule - It comprised of four modules of 16 hours within stipulated time period of four month. Course starts by August of every year.


Principal
M.I.D.S.R. Dental College,
LATUR


HOD & PROF.
Dept. Of Oral Pathology


Principal
M. I. D. S. R. Dental College
LATUR

DEPARTMENT OF ORAL PATHOLOGY
A Webinar on: Hidden eyes IN PATHOLOGY

Date	Time	TOPIC	SPEAKER
12-08-2021	9:00am-11:00am 2hrs	Introduction and Registration Basic Principal of Simple Microscope	Dr. Varsha and Dr. Smita
13-08-2021	9:00am-11:00am 2hrs	Compound microscope	Dr. Varsha
16-08-2021	9:00am-11:00am 2hrs	Specialized microscope: Part-1 Polarized microscope	Dr. Anuja
30-08-2021	9:00am-11:00am 2hrs	Specialized microscope: Part-2 Dark-field and phase contrast	Dr. Smita
02-09-2021	9:00am-11:00am 2hrs	Specialized microscope: Part-3 Fluorescent Microscope	Dr. Varsha
03-9-2021	9:00am-11:00am 2hrs	Electron microscope	Dr. Smita
06-9-2021	9:00am-11:00am 2hrs	Tissue Processing Decalcification And Ground Section Specialized Staining	Dr. Anuja
09-9-2021	9:00am-11:00am 2hrs	Valedictory Function	ALL STAFF

[Signature]
Principal
M.I.D.S.R. Dental College
LATUR

[Signature]
HOD & PROF.
Dept. Of Oral Pathology

[Signature]
Principal
M. I. D. S. R. Dental College
LATUR

MAEER'S PUNE
MIDSR DENTAL COLLEGE, LATUR
DEPARTMENT OF ORAL PATHOLOGY


A Webinar on: Hidden eyes IN PATHOLOGY


Registration Form


- Student Name** :
(Surname) (First Name) (Middle Name)
- Age / Gender** :
- Class & Year** :
- College Name** : MIDSR Dental College, Latur
- College student ID** :
- Mo. No.** :
- Email-ID** :
- Address** :
-

REGISTRATION DETAILS

oralpath@mitmidsr.edu.in



Principal
M.I.D.S.R. Dental College,
LATUR


HOD & PROF.
Dept. Of Oral Pathology


Principal
M. I. D. S. R. Dental College
LATUR

DEPARTMENT OF ORAL PATHOLOGY
A Webinar on: Hidden eyes IN PATHOLOGY

REPORT



Lecture by Dr. Anuja Maniyar

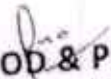


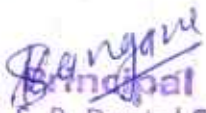
Lecture by Dr. Smita Chaware



Lecture by Dr. Varsha Sangle



Principal
M.I.D.S.R. Dental College,
LATUR


HOD & PROF.
Dept. Of Oral Pathology


M. I. D. S. R. Dental College
LATUR

ATTEDENTCE LIST OF REGISTERED STUDENTS FOR COURSE

SR. NO.	STUDENT NAME	YEAR
1	AGALE SHWETA SATISH	I BDS
2	AULWAR PRAGATI SHANKARRAO	I BDS
3	BALAI KOMAL SANJAY	I BDS
4	BANDAPALLE VAISHNAVI RAM	I BDS
5	BAVANE PRIYANKA SATISH	I BDS
6	BHUSARI RUTUJA RAMAKANT	I BDS
7	BIKKAD MRUDULA DHANANJAY	I BDS
8	BIRADAR MAHESH SUNIL	I BDS
9	BIRADAR RUTUJA PRABHAKAR	I BDS
10	BIYANI ANKITA OMPRAKASH	I BDS
11	BOLEGAONKAR PRAGATI SUDHAKAR	I BDS
12	BONDGE SHRUTI LAXMANRAO	I BDS
13	CHAMBULE NAMRATA NAGNATH	I BDS
14	CHANDAK SEJAL ISHWARPRASAD	I BDS
15	CHANDRAPATLE SAKSHI SUDHIR	I BDS
16	CHATE AKASH MAHADEV	I BDS
17	CHATE MAYURI GAJENDRA	I BDS
18	CHATE MOHINI DHONDIRAM	I BDS
19	DAHIPHALE DIPAK BALAJI	I BDS
20	DALVI MAITHILI SANJAY	I BDS
21	DESHMUKH PRUTHVIRAJ HANSRAJ	I BDS
22	DEVDA SIDDHI SANJAY	I BDS
23	DHONDGE AMITA MANOJ	I BDS
24	DOLE PREETI VENKATESH	I BDS
25	GADADE BHAGYASHRI BABASAHEB	I BDS
26	GAIKWAD SNEHA CHANDRASEN	I BDS
27	GANAGE SHREYA RAMCHANDRA	I BDS
28	GHAVAL PRASANNA VIJAYKUMAR	I BDS
29	GHODAKE PRIYANKA GANPATI	I BDS
30	GHODKE ARJUN BHARATRAO	I BDS
31	GHUTE SAMRADNYEE MEGHARAJ	I BDS
32	GOPALGHARE PRATIKSHA RAMHARI	I BDS
33	GOSAVI AKANKSHA NANASAHEB	I BDS
34	GULBHILE SURBHI AMOL	I BDS
35	GURAV SURAJ PRABHAKAR	I BDS
36	HARLAYYA SIDDHARTH SHIVKUMAR	I BDS
37	HELASKAR SAYALI DATTATRAYA	I BDS
38	INGALE SHRUTI SHANKAR	I BDS
39	JADHAV PRAJAKTA TEJRAO	I BDS
40	JAGALPURE SAKSHI BALAJI	I BDS
41	JANTINE SHUBHANGI PARSHURAM	I BDS
42	JOGDAND PRACHI BALIRAMJI	I BDS
43	JOSHI HARIBHAJAN HANUMANT	I BDS
44	KAGDE AARTI MANOJ	I BDS


 Principal
 M. J. D. S. R. Dental College,
 LATUR


 HOD & PROF.
 Dept. Of Oral Pathology

45	KALE SAKSHI HANSRAJ	I BDS
46	KALSHETTI POOJA MAHADEV	I BDS
47	KAMBLE MANGESH DAGDU	I BDS
48	KANADE SHUBHANGI RAMNATH	I BDS
49	KARMANKAR ARUNDHATI SANJAY	I BDS
50	KARNAWAT RIYA SUNIL	I BDS
51	KARWA VAISHNAVI NANDKUMAR	I BDS
52	KATE SHRADHA DIPAK	I BDS
53	KATPURE SRUSHTI VIKAS	I BDS
54	KESGIRE ANUJA ARUN	I BDS
55	KHATOD SEJAL NILESH	I BDS
56	KHOKLE BHAGYASHRI GOVIND	I BDS
57	KHUTANBUJE BEBI NAYALA AMIR ASLAM	I BDS
58	KOKATE PRANJALI SANJAY	I BDS
59	KOLHE JANHAVI DHANYAKUMAR	I BDS
60	KOTE BHAGYASHRI NAGANATH	I BDS
61	KOVHALE VAISHNAVI SANTOSH	I BDS
62	KULKARNI MRINAL KIRAN	I BDS
63	KULKARNI VAISHNAVI SUDHAKAR	I BDS
64	LAHANE SHRUTI SURESH	I BDS
65	LAKAL VAISHNAVI VILASRAO	I BDS
66	MACHEWAD SANDHYA DIGAMBAR	I BDS
67	MALI SHARVARI ANIL	I BDS
68	MALU STUTI NITIN	I BDS
69	MANE RAJNANDINI BALAJI	I BDS
70	MATE MADHAVI DATTATRAYA	I BDS
71	MITTEWAD MANISH NIVRATIRAO	I BDS
72	PANCHAKSHARI VISHAKHA VISHWANATH	I BDS
73	PARAB ESHITA SANJAY	I BDS
74	PATANGE SHRADDHA DNYANESHWAR	I BDS
75	PATHAN ASMAT AYUB KHAN	I BDS
76	PAWAR SNEHA VIITHALRAO	I BDS
77	PHAPAL APEKSHA PRAKASHRAO	I BDS
78	PHAPAL VISHAKHA VILAS	I BDS
79	PRAYAG VAISHNAVI PRAKERSHDIP	I BDS
80	PURAM AYUSH RAJKUMAR	I BDS
81	RENAPURKAR RUTUJA PRAMODRAO	I BDS
82	SAPSOD OM SURESH	I BDS
83	SATWADHAR VAISHNAVI DATTATRAY	I BDS
84	SAYED BUSHRA TAHESEEN MUKHTAR AHMED	I BDS
85	SHAIKH SWALEHA ISAK	I BDS
86	SHEJUL KULASHREE RAJU	I BDS
87	SHETE RUDRANI GOURISHANKAR	I BDS
88	SHETE SIDDHI SUMIT	I BDS
89	SOLANKE KANCHAN VIKRAM	I BDS
90	SONKAMBLE PALLAVI SIDDHARTH	I BDS
91	SUGAWE SAKSHI GUNDAPPA	I BDS
92	SWAMI RUCHA SAMBHAYYA	I BDS

Deangane
Principal
M. I. D. S. R. Dental College
LATUR


Principal
Principal
M.I.D.S.R. Dental College,
LATUR


Prof
HOD & PROF.
Dept. Of Oral Pathology

93	TAKTAWLE MADHURI SHIVAJI	I BDS
94	TAMBOLI MUSKAN MUKTAR	I BDS
95	TIKATE BALASAHEB LAXMANRAO	I BDS
96	TRAKANTWAR NANDINI RAJESHVARAPPA	I BDS
97	VHATE AISHWARYA SURYAKANT	I BDS
98	VYAS SAKSHI SHAIENDRA	I BDS
99	WAGHMARE SHUBHAM SATISH	I BDS
100	YANPALLEWAR NEHA UMAKANT	I BDS

THESE ARE THE REGISTERED STUDENTS FOR THE WEBINAR WHO ATTENDED THE LECTURES OF THE COURSE.


Dr. Varsha Sangle
 Co-ordinator
 Oral Pathology & Microbiology
 MIDSR Dental College, Latur


Dr. Anuja Maniyar
 Head of the Department
 Oral Pathology & Microbiology
 MIDSR Dental College, Latur
HOD & PROF.
 Dept. Of Oral Pathology


Dr. Suresh S. Kamble
 Principal,
 MIDSR Dental College, Latur
Principal
 M.I.D.S.R. Dental College,
 LATUR


Principal
 M. I. D. S. R. Dental College
 LATUR

DEPARTMENT OF ORAL PATHOLOGY

SPECIALIZED MICROSCOPE TRAINING

PROGRAMME 2022-2023

About the training:

This training is offered by Department of Oral Pathology, MIDSR College Latur. This Microscopy training is an understanding of the theoretical background as well as practical skills of various types of microscopes. Practical training demonstrations will be provided with an introduction to light microscopy and operation of a various types of specialized microscopes like Phase-contrast microscope, Polarised and Fluorescence microscope.

Learning outcome:

After this training, you will be able to identify and understand the basic principal components of simple and compound microscope, working principals and advances of specialized microscope, its set-up and uses.

Objectives of the Training:

- To identify and understand the working principal of simple and light microscope
- To identify and understand the working principal of specialized microscope
- To understand the microscopic advantages.


Eligibility- All Intern -students can join the training.

Training certification:

The Training will be conducted by Department of Oral Pathology and Microbiology, MIDSR College Latur; participants will be presented with the certificate.


Principal
M.I.D.S.R. Dental College,
LATUR


HOD & PROF.
Dept. Of Oral Pathology

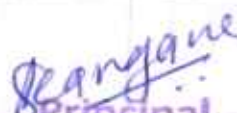

Principal
M. I. D. S. R. Dental College
LATUR


MAHER'S PUNE
MIDSR DENTAL COLLEGE, LATUR
DEPARTMENT OF ORAL PATHOLOGY AND
MICROBIOLOGY


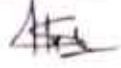
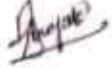




Report of Training

1. Name of Topic : MICROSCOPE & MICROSCOPY
2. Presented by : DEPT OF ORAL PATHOLOGY
3. Timing of Lecture : 14/06/2022, 3:00-3:30pm
4. No. of Student Attended: 12
5. Name of Student attended: _____


Sr. No.	Students name	E-mail ID	Sign
1	Swapnil Godbole	sgodbole1285@gmail.com	
2	Dyaneshwar Gopalghare	dyaneshwar gopalghare11@gmail.com	
3	Vivek Rakh	vivekrakh88@gmail.com	
4	Rutuja Dahiphale	rutujadahiphale5@gmail.com	
5	Shruti Deshmukh	shrutideshmukh941999@gmail.com	


Principal
M. I. D. S. R. Dental College,
LATUR


HOD & PRO
Dept. Of Oral Patho-07

6	Trupti Gaike	truptigaike695@gmail.com	
7	Sneha Hople	hoplesneha@gmail.com	
8	Pragati Jondhale	pragatijondhale0077@gmail.com	
9	Priyanka Jadhav	priyankajadhav2677@gmail.com	
10	Mahima Hariyani	mahimahariyani57@gmail.com	
11	Shreya Ingle	shreyaingle54@gmail.com	
12	Priyanjali Jadhav	priyanjali.jadhav102@gmail.com	


Principal
M.I.D.S.R. Dental College,
LATUR


HOD & PROF.
Dept. Of Oral Pathology


Principal
M. I. D. S. R. Dental College
LATUR