

INTRODUCTION

The clinical and practical examination is an integral part of the curriculum. It helps evaluate development in various aspects, such as communication skills, clinical knowledge, and the ability to address patients and deal with complications if needed. Haden and Gleeson introduced an objective structured clinical and practical examination program in 1975. This method is helpful for versatile assessment in the clinical field.

Maharashtra institute of dental sciences and research (dental college) Latur, has designed its standard examination program for Formative assessment of preclinical and clinical competencies through chair-side viva and practical examination. This program provides various stations where students are observed and analyzed according to their performance, and the outcome is measured in terms of grades. Each grade carries a mark; evaluation is done as poor, average, and excellent.

Sangaru

Principal

M. I. D. S. R. Dental College
LATUR

MIDSR Dental College, Latur
Department of Prosthodontics

Objective structured clinical examination in prosthodontics

case History

Task		Roll No						
			1	2	3	4	5	6
patient introducti on & comfort	Patient Name							
	Address							
	Age							
	Occupations							
	DOB							
Chif Complain								
History	Medical History	Allergy						
		Medication						
	Dental History							
	History of present illness							
	Social History							
	Diet History							
Examination								
Intra oral		Inspection						
		Palpation						
		Purcation						
		Oscultation						
Extra oral	TMJ Examinati on	Inspection						
		Palpation						
		Purcation						
		Oscultation						
	Muscls of masticatio ns	Inspection						
		Palpation						
		Purcation						
		Oscultation						
Provisional Diagnosis								
Investigations								

Kangani
Principal
M. I. D. S. R. Dental College
LATUR

MIDSR Dental College, Latur
Department of Prosthodontics
Objective structured clinical examination in prosthodontics

Final Impression

Task		Roll No						
			1	2	3	4	5	6
Instrumentation	Presentation							
	Cleanliness							
Special Tray	Tray Dimension							
	Finishing & polishing							
	Intra Oral Extension							
Chair Position	Maxillary							
	Mandibular							
Operator Position	Maxillary							
	Mandibular							
Border Moulding	Maxillary Labial buccal frenam							
	Mandibular buccal vestibule alveolingual sulcus, lingual frenum							
Manipulation of material	Ratio							
	quality of mix							
Final Impression (wash impresssion without any irregularites)								
Total Marks								
Grade								
Attempted with satisfactory performance -		4marks						
Attempted with unsatisfactory performance -		2 marks						
Not Attempted		0 marks						

Grade	Marks
Poor	0 to 9
Avarage	10 to 15
Excellent	16 to 20

Kangane
Principal
M. I. D. S. R. Dental College
LATUR

MIDSR Dental College, Latur
Department of Prosthodontics
Objective structured clinical examination in prosthodontics

Jaw Relation		Roll No	1	2	3	4	5	6
Task	Presentation Cleanliness							
Instrumentation	Intra Oral Extension							
Record base and wax rim	Dimension of Wax Finishing & polishing							
Orientation Jaw Relation	Lip & Chick Fullness Visibility							
Vertical Jaw relation	VD At rest VD at occlusion							
Centric Jaw relation								
Total Marks								
Grade								
Attempted with satisfactory performance -	8marks							
Attempted with unsatisfactory performance -	4 marks							
Not Attempted	0 marks							
	Grade							
	Poor							
	Average							
	Excellent							
	Marks							
	0 to 32							
	45 to 54							
	55 to 65							

S. Kargam
Principal
M. I. D. S. R. Dental College
LATUR

**Maharashtra Institute of Dental Sciences & Research Dental
College, Latur**

Dental Material : (Prosthodontics & Crown & Bridge)

1. Evaluation (Mark Distribution for Spotting)

- a. Identification of Dental Material
- b. Composition of Dental Material
- c. Properties of Dental material
- d. Advantages, Disadvantages, and application of Dental material

2. Evaluation of manipulation of Dental Materials

- a. Selection of proper equipment for manipulation and proper handling of equipments
- b. Dispensing proper ration of dental material for manipulation
- c. Evaluation of an appropriate technique for manipulation
- d. Evaluation of mixing time, setting time, loading time if required, and final mix quality.

Dental Materials

A. Manipulation (20 marks)

- a. Ideal requirements of instruments or required instruments for manipulation or mixing (10 mark)
- b. Instrument Handling (10 mark)

Hanganu

Principal

**M. I. D. S. R. Dental College
LATUR**

B. P/L ratio (05 mark)

- a. Dispention of powder (2.5 mark)
- b. Dispention of Liquid (2.5 mark)

C. Quality of final product (05 mark)

- a. Mixing time (2.5 mark)
- b. Setting time (2.5 mark)

List of Dental materials for manipulation (Prosthodontics & Crown & Bridge)

1. Alginate

- a. Macintosh Sheet
- b. Rubber Bowl
- c. Curved Spatula
- d. Majoring cylinder
- e. Scoop
- f. Alginate
- g. Water

2. ZOE Impression paste

- a. ZOE Impression paste
- b. Glass slab
- c. Macintosh Sheet
- d. Single-ended stainless steel spatula

3. Impression Compound

Rangane
Principal
M. I. D. S. R. Dental College
LATUR

- a. Impression Compound cake
- b. Macintosh Sheet
- c. Rubber Bowl
- d. Hot Water
- e. Gauze piece

4. Dental plaster

- a. Macintosh Sheet
- b. Rubber Bowl
- a. Straight spatula
- b. Water

Dental Cements

D. Manipulation (20 marks)

- c. Ideal requirements of instruments or required instruments for manipulation
(10 mark)
- d. Instrument Handling (10 mark)

E. P/L ratio (05 mark)

- c. Dispention of powder (2.5 mark)
- d. Dispention of Liquid (2.5 mark)

F. Quality of final product (05 mark)

- c. Mixing time (2.5 mark)
- d. Setting time (2.5 mark)

S. S. S.
Principal
M. I. D. S. R. Dental College
LATUR

List of Dental materials for manipulation (Conservative Dentistry & Endodontics)

1. Dental Amalgam

- a. Macintosh Sheet
- b. Gauze piece
- c. Dappen Dish
- d. Mortar and pestle
- e. Amalgam Carrier
- f. Dental Amalgam alloy
- g. Dispensing Scoop

2. Zinc phosphate cement

- a. Zinc phosphate Powder
- b. Zinc phosphate liquid
- c. Dispensing Scoop
- d. Macintosh Sheet
- e. Cooled Glass slab
- f. Double-ended stainless steel spatula

3. Glass Ionomer Cement

- a. Glass Monomer Powder
- b. Glass Monomer Liquid
- c. Dispensing Scoop
- d. Dappen Dish

Rangane
Principal
M. I. D. S. R. Dental College
LATUR

- e. Macintosh Sheet
- f. Agate/plastic spatula

4. Zinc oxide eugenol cement

- a. Zinc oxide eugenol Powder
- b. Eugenol oil
- c. Dispensing Scoop
- d. Macintosh Sheet
- e. Glass slab
- f. Double-ended stainless steel spatula

Check List: Dental material

	Good	Average	Poor
Manipulation (20 mark)			
P/L Ratio (05 mark)			
Quality of final product (05 mark)			
Total (30 mark)			


Principal
 M. I. D. S. R. Dental College
 LATUR

MIDSR Dental College, Latur
Department of Periodontics

Objective Structured Clinical Examination of Periodontics
Instrumentation, Scaling and Polishing & Post Operative Instruction and Chair Side Orals

Task	Roll no.											marks	
Principles of instrumentation	Accessibility & position of patient												3marks
	Visibility, illumination & Retraction												3marks
	Condition and sharpness of instrument												3marks
	Maintaining a clean field												3marks
	Instrument stabilization												3marks
	Instrument activation												3marks
Scaling	Scaling												15marks
	Minimal tissue trauma												5marks
Polishing	Polishing												2marks
	Total marks for scaling and polishing and instrumentation												40 marks
Post operative instruction	Oral hygiene instruction	Demonstration of brushing tech.											2marks
		Advised interdental aids											3marks
		Toothbrush & toothpaste											2marks
		Mouthwash conc. Frequency											1mark
		Chair side oral											1mark
Total													15marks
Grade	marks for SRP and instrumentation	marks for POI and Oral hygiene instructions & chair side orals	0 to 10										
			11 to 20										
Average	11 to 20	0 to 4											
Good	21 to 30	9 to 12	5 to 9										
			9 to 12										
Excellent	31 to 40	12 to 15											

S. Srinivas

Principal
M. I. D. S. R. Dental College
LATUR

**Maharashtra Institute Of Dental Science &
Research (Dental College) Latur**

Department of Public health dentistry

A) LONG CASE HISTORY

- * Index recording
- * Treatment planning
- * viva

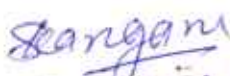
DETAIL LONG CASE HISTORY DISCUSSION

Defination ,ideal Requiredments and Classification Of Indices

- *Oral Hygiene Index
- * Oral Hygiene Index –Simplified
- *Decayed ,missing filled Teeth Index
- * Decayed ,missing filled Teeth Index- Simplified
- *Gingival Index
- * Periodontal index
- *Russle’s Index
- * Community Periodontal Index of Treatment Needs
- * Community Periodontal Index
- *WHO Assesment form 1997

B) SHORT CASE HISTORY

- ***Oral Findings**
- * **Preventive Procedures**
- * **Demonstration-**
 - a)Pit & Fissure Sealant Application
 - b) Topical Fluorides
 - c) Atromatic Restorative Treatment


Principal
M. I. D. S. R. Dental College
LATUR

*** VIVA**

C) MODELS & CHART PREPARATION/ DENTAL CAMP ATTENDANCE

Clinical case History Exam , Treatment planning (30 Marks)	Index Recording & Clinical Work (40 marks)	Model And Chart Preparation /Dental Camp Attendance (10 marks)	Journal & Commu.Skill (05+05 marks)	Total (90 marks)	Viva (20 marks)
--	--	--	---	------------------------------	----------------------------

Sangam
Principal
M. I. D. S. R. Dental College
LATUR

**MAHARASHTRA INSTITUTE OF DENTAL SCIENCES &
RESEARCH (DENTAL COLLEGE) LATUR
DEPARTMENT OF ORAL PATHOLOGY**

1] DENTAL ANATOMY AND DENTAL HISTOLOGY

Evaluation (Mark Distribution for Practical Total 100 marks)

1. Carving(20 marks)
2. Slides (7 X 5 each=35 marks)
3. Specimen (5 X 5 each =25 marks)
4. Journal (10marks)
5. Internal Assessment(10marks)

Sr. No.	Evaluation	Mark Distribution for Practical
1	Carving	20 marks
2	Slides	7 X 5 each=35 marks
3	Specimen	5 X 5 each =25 marks
4	Journal	10marks
5	Internal Assessment	10marks
6	Total	100 marks

A) DENTAL ANATOMY

1. CARVING (20 marks)

- Identification Of Tooth (2 Marks)
- Side Identification Of Tooth (2 Marks)
- Dimensions Of Tooth (3 Marks)
- Crown Carving (5 Marks)
- Root Carving (3 Marks)
- Occlusal Anatomy (2 Marks)


Principal
M. I. D. S. R. Dental College
LATUR

- Finishing, Polishing and Base (3 Marks)

2. TOOTH SPECIMEN (5 MARKS EACH)

- IDENTIFICATION OF TOOTH SPECIMEN (1mark)
- NOTATION(1mark)
- TRAITS (2 Marks)
- SIDE DETERMINATION (1mark)

3. CAST SPECIMEN (5 MARKS EACH)

- IDENTIFICATION OF CAST SPECIMEN WITH ARCH (1mark)
- IDENTIFICATION OF TYPE OF DENTITION (1mark)
- TOOTH IDENTIFICATION ON CAST (1mark)
- IDENTIFICATION OF DENTAL AGE (1mark)
- JUSTIFICATION OF AGE (1mark)

B) DENTAL HISTOLOGY

1. SLIDES (5 MARKS EACH)

- Identification of slide (1mark)
- Microscopic diagram (3marks)
- Labelling (1mark)

Sangan
Principal
M. I. D. S. R. Dental College
LATUR

**MAHARASHTRA INSTITUTE OF DENTAL SCIENCES &
RESEARCH (DENTAL COLLEGE), LATUR**

DEPARTMENT OF ORAL PATHOLOGY

ORAL PATHOLOGY

Evaluation (Mark Distribution for Practical Total 100 marks)

1. SLIDES (9 X 5 each = 45 MARKS)
2. SPECIMEN (7X 5 each = 35MARKS)
 - TOOTH SPECIMEN (2 X 5 each = 10MARKS)
 - CAST SPECIMEN (3 X 5 each = 15 MARKS)
 - SOFT TISSUE SPECIMEN (2 X 5 each = 10MARKS)
3. JOURNAL(10 MARKS)
4. INTERNAL ASSESSMENT(10MARKS)

Sr. No.	Evaluation	Mark Distribution for Practical
1	Slides	9 X 5 each=45 marks
2	Specimen	7 X 5 each =35 marks
3	Journal	10marks
4	Internal Assessment	10marks
5	Total	100 marks

EVALUATION OF SLIDES

- IDENTIFICATION OF SLIDES (1 MARK)
- HISTOPATHOLOGICAL DIAGRAM (3MARKS)
- LABELLING (1 MARK)

EVALUATION OF THE SPECIMEN

Shangam
Principal
M. I. D. S. R. Dental College
LATUR

- TOOTH SPECIMEN (10 MARKS EACH)
 - IDENTIFICATION OF TOOTH SPECIMEN (1 MARKS)
 - ETIOPATHOGENESIS (1 MARKS)
 - CLINICAL FEATURES (1 MARKS)
 - SYNDROME ASSOCIATED (1 MARKS)
 - TREATMENT PLAN (1 MARKS)

- CAST SPECIMEN (15 MARKS)
 - IDENTIFICATION OF CAST SPECIMEN (1 MARKS)
 - ETIOPATHOGENESIS (1 MARKS)
 - CLINICAL FEATURES (1 MARKS)
 - SYNDROME ASSOCIATED (1 MARKS)
 - TREATMENT PLAN (1 MARKS)

- SOFT TISSUE SPECIMEN (10 MARKS)
 - IDENTIFICATION OF SOFT TISSUE SPECIMEN (1 MARKS)
 - ETIOPATHOGENESIS (1 MARKS)
 - CLINICAL FEATURES (1 MARKS)
 - SYNDROME ASSOCIATED (1 MARKS)
 - TREATMENT PLAN (1 MARKS)


Principal
M. I. D. S. R. Dental College
LATUR

MIDSR DENTAL COLLEGE LATUR & Hospital
Department of Pediatric and Preventive Dentistry
Objective structured clinical and Practical examination

In order to test effectiveness of students and to assure consistent level of difficulty for all students and smooth conduction throughout examination department of Pediatric and preventive dentistry follows structured format:-

Exam conduction and evaluation is done as per university guidelines:-

Examination Day Regulations-

This is a closed book examination. No study aids are permitted in the examination room. Failure to comply with any regulation may result in an accusation of misconduct.

- You must be punctual for all sessions. If you arrive late, you may be denied entry to the examination.
- Cell phones are prohibited while taking the exam. They must be turned off and placed in the designated area for personal items.
- All watches are prohibited while taking the exam. They must be turned off and placed in the designated area for personal items
- Devices with recording or transmitting and/or receiving abilities are prohibited in the examination room.
- You must not wear a hat, hood, coat, hoodie with the hood up, scarf covering the head, or bulky clothing (except where same constitutes religious attire).
- You must empty all pockets before entering or leaving the examination room.
- You must read and sign a Confidentiality and Non-disclosure Agreement provided on the morning of the examination. This agreement must be signed to receive results.
- Only water, in a see-through, plastic bottle, with paper labels removed, is allowed in the examination room.
- Food is not allowed in the examination room
- Your ID card must always be visible

When entering the examination room:

- Place all personal items in the area designated by the Test Administrator.
- Locate your seat.
- Your ID card must always be visible.
- Do not talk to other examinees.

During the examination:

- You must not communicate, or attempt to communicate, with other examinees.
- You must not write on anything except the materials provided.
- If you need to use the washroom, raise your hand, and wait for the invigilator to escort you

Sargam
Principal
M. I. D. S. R. Dental College
LATUR

Undergraduate practical examination assessment

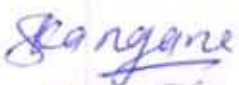
First internal assessment

Procedure	Total marks	Sub division	Mark distribution	Marks obtained
Case history and diagnosis	30	History taking	10	
		Case presentation	10	
		Provisional diagnosis	2	
		Differential diagnosis	2	
		Investigation	3	
		Final diagnosis	3	
Chair side oral	20	Case selection	4	
		History of present illness	4	
		Medical history	4	
		Extra oral examination	4	
		Intraoral oral examination	4	
Treatment plan	10	Emergency treatment	2	
		Systemic phase	2	
		Preventive phase	2	
		Restorative /corrective phase	2	
		Maintenance phase	2	
total	60			


Principal
 M. I. D. S. R. Dental College
 LATUR

Second internal assessment

Procedure	Total marks	Sub division	Mark distribution	Marks obtained	
Case history and diagnosis	30	History taking	10		
		Case presentation	10		
		Provisional diagnosis	2		
		Differential diagnosis	2		
		Investigation	3		
		Final diagnosis	3		
Chair side oral	20	Case selection	4		
		History of present illness	4		
		Medical history	4		
		Extra oral examination	4		
		Intraoral oral examination	4		
Treatment plan	10	Emergency treatment	2		
		Systemic phase	2		
		Preventive phase	2		
		Restorative /corrective phase	2		
		Maintenance phase	2		
total	60				


Principal
 M. I. D. S. R. Dental College
 LATUR

Preliminary examination

Procedure	Total marks	Sub division	Mark distribution	Marks obtained
Case history and diagnosis	40	History taking	15	
		Case presentation	15	
		Provisional diagnosis	2	
		Differential diagnosis	2	
		Investigation	3	
		Final diagnosis	3	
Chair side oral	25	Case selection	5	
		History of present illness	5	
		Medical history	5	
		Extra oral examination	5	
		Intraoral oral examination	5	
Treatment plan	15	Emergency treatment	3	
		Systemic phase	3	
		Preventive phase	3	
		Restorative /corrective phase	3	
		Maintenance phase	3	
total	80			

Bingane

Principal

M. I. D. S. R. Dental College

1 / 1

Practical round up of three internal assessments

List of exams conducted	Mark distribution	Marks obtained
First internal assessment	60	
Second internal assessment	60	
Preliminary examination	80	
total	200	
Round up	10	

Srangam
Principal
M. I. D. S. R. Dental College
LATUR

University examination

Procedure	Mark distribution	Sub division	Mark distribution		
Case history and diagnosis	40	History taking	15		
		Case presentation	15		
		Provisional diagnosis	2		
		Differential diagnosis	2		
		Investigation	3		
		Final diagnosis	3		
Chair side oral	25	Case selection	5		
		History of present illness	5		
		Medical history	5		
		Extra oral examination	5		
		Intraoral oral examination	5		
Treatment plan	15	Emergency treatment	3		
		Systemic phase	3		
		Preventive phase	3		
		Restorative /corrective phase	3		
		Maintenance phase	3		
Clinical work record (journal and communication skill)	10	Number of case history taken(10)	5		
		Quota completion	2.5		
		Seminar presentation	2.5		
total	90				
Oral/viva	20				

Bangani

Principal

M. I. D. S. R. Dental College
LATUR

MIDSR Dental College, Latur
Department of Oral Medicine and Radiology
Objective Structured Clinical Examination in Oral Medicine

Case History and Examination

Task		Roll No						
		1	2	3	4	5	6	
Patient Biodata	Patient Name							
	Age							
	Address							
	Occupations							
History Taking								
Chief Complaint								
History of Present Illness								
Medical History								
Dental History								
Personal History								
Family History								
Extraoral Examination								
TMJ	Inspection							
	Palpation							
Lymph Nodes	Inspection							
	Palpation							
Swelling	Inspection							
	Palpation							
Intraoral Examination								
Hard Tissue Examination								

Sanganis
Principal
M. I. D. S. R. Dental College
LATUR

Soft Tissue Examination						
Examination of the Periodontium						
Local Examination						
Hard Tissue Examination						
Soft Tissue Examination						
Provisional Diagnosis						
Investigations						
Differential Diagnosis						
Final Diagnosis						
Treatment plan						
Total						
Grade						

Attempted with satisfactory performance	1/1.5 marks
Attempted with unsatisfactory performance	0.5 to 1 mark
Not Attempted	0 marks

Grade	Marks
Poor	0 to 10
Average	11 to 14
Excellent	15 to 20

Sangane

Principal

M. I. D. S. R. Dental College

LATUR

Maharashtra University Of Health Science, Nashik

Fourth BDS (New) Part-I Practical Examination Summer/Winter _____

Centre: _____ Date: _____

Sub: Orthodontics & Dentofacial Orthopaedics Max Marks:90, Oral/Viva :20

(Note: Scratching or overwriting in Marks is not allowed)

Seat No	Wire Bending and Preparation of an appliance in wax	Model Analysis (any two indices with brief treatment plan)	Identification of appliances Cephalometric Landmarks	Journal & Commu. Skill	Total	Oral/Viva
	(50 Marks)	(15 Marks)	(15 Marks)	05+05= 10 Marks	(90 Marks)	(20 Marks)

Certified that, the total marks, entered against each seat number are totaled by us and found to be correct.

External Examiner

Internal Examiner

Name _____
Signature _____
Date _____

Name _____
Signature _____
Date _____

Sengupta
Principal
M. I. D. S. R. Dental College
LATUR

Maharashtra University Of Health Science, Nashik

Fourth BDS (New) Part-I Practical Examination Summer/Winter _____

Centre: _____ Date: _____

Sub: **Oral Medicine and Radiology** Max Marks: 90 , Oral/ Viva: 20

(Note: Scratching or overwriting in Marks is not allowed)

Seat No	Clinical case History Exam, Treatment Planning and Chair side oral	Taking IOPA and Processing with Interpretation	Interpretation of Five Clinical Slides or Radiographs	Journal & Commu. Skill	Total	Oral/ Viva
	(30 Marks)	(25 Marks)	(25 Marks)	05+05= 10 Marks	(90 Marks)	(20 Marks)

Certified that, the total marks, entered against each seat number, are totaled by us and found to be correct.

External Examiner

Name _____
Signature _____
Date _____

Internal Examiner

Name _____
Signature _____
Date _____

Bhargava
Principal
M. I. D. S. R. Dental College

Maharashtra University Of Health Science, Nashik

Centre: _____ Date: _____

Sub: Oral and Maxillofacial Surgery Max Marks: 90, Oral/Viva: 20

(Note: Scratching or overwriting in Marks is not allowed)

Seat No	Clinical Case History Exam, X-ray Interpretation Instrument and Drugs	Local Anesthesia Technique	Exodontia Technique	Post operative Instruction's Management and Chair Side Orals	Journal & Commu. Skill	Total	Oral/Viva
	(20 Marks)	(20 Marks)	(30 Marks)	(10 Marks)	05+05=10 Marks	(90 Marks)	(20 Marks)

Certified that, the total marks, entered against each seat number, are totaled by us and found to be correct.

External Examiner
 Name _____
 Signature _____
 Date _____

Internal Examiner
 Name _____
 Signature _____
 Date _____

Bhargava
 Principal
 M. I. D. S. R. Dental College
 LATUR

Maharashtra University Of Health Science, Nashik

Fourth BDS (New) Part-II Practical Examination

Summer/Winter _____

Centre: _____

Date: _____

Sub: **Conservative Denti. including Endodontics** Max Marks:90, Oral/Viva:20

(Note: **Scratching or overwriting in Marks is not allowed**)

Seat No	History taking exams and treatment planning	Cavity Preparation for Silver Amalgam Modified Class II MO <u>OR</u> DO <u>OR</u> Class one cavity with Buccal <u>OR</u> Lingual extensions	Base lining along with Matrix Band adaptation	Registration with Dental Amalgam and chair side orals related with exercises	Clinical work Record (Journal) & Commu. Skill	Total	Oral/Viva
	(10 Marks)	(30 Marks)	(15 Marks)	(25 Marks)	05+05= 10 Marks	(90 Marks)	Ma

Certified that, the total marks, entered against each seat number, are totaled by us and found to be correct.

External Examiner
 Name _____
 Signature _____
 Date _____

Internal Examiner
 Name _____
 Signature _____
 Date _____

Ranganath
Principal

M. J. D. S. R. Dental College

LATIIR

Maharashtra University Of Health Science, Nashik

Fourth BDS (New) Part-II Practical Examination Summer/Winter _____

Centre: _____ Date: _____

Sub: **Prosthodontics and Crown & Bridge** **Max Marks:90, Oral/Viva: 20**

(Note: Scratching or overwriting in Marks is not allowed)

Seat No	History & Exams T/P & Chair side orals related to clinical work	Checking of Special Tray/or record bases (to be kept ready by the student)	Border Moulding procedure or Establish Vertical Jaw relation	Final Impression of recording centric Jaw relation	Clinical work Record (Journal) & Commu. Skill	Total	Oral/Viva
	(15 Marks)	(15 Marks)	(25 Marks)	(25 Marks)	05+05= 10 Marks	(90 Marks)	(20 Marks)

Certified that, the total marks, entered against each seat number, are totaled by us and found to be correct.

External Examiner
Name _____
Signature _____
Date _____

Internal Examiner
Name _____
Signature _____
Date _____


Principal
M. I. D. S. R. Dental College
LATUR

Maharashtra University Of Health Science, Nashik

Fourth BDS (New) Part-II Practical Examination Summer/Winter _____

Centre: _____ Date: _____

Sub: Paediatric & Preventive Dentistry Max Marks: 90, Oral/Viva: 20

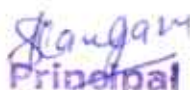
(Note: Scratching or overwriting in Marks is not allowed)

Seat No	Clinical case Exam of a Child, History taking and Diagnosis	Chair Side Orals	Treatment Planning	Clinical Work Record (Journal) & Commu. Skill	Total	Oral/Viva
	(40 Marks)	(25 Marks)	(15 Marks)	(5+5=10 Marks)	(90 Marks)	(20 Marks)

Certified that, the total marks, entered against each seat number, are totaled by us and found to be correct.

External Examiner
Name _____
Signature _____
Date _____

Internal Examiner
Name _____
Signature _____
Date _____


Principal
M. I. D. S. R. Dental College
Latur

Maharashtra University Of Health Science, Nashik

First BDS (New) Practical Examination

Summer/Winter _____

Centre: _____

Date: _____

Sub: General Human Anatomy including Embryology & Histology

Max Marks 90, Oral/Viva 20

(Note: Scratching or overwriting in Marks is not allowed)

Seat No.	SPOTTING MARKS					PRACTICAL VIVA-VOCE						Total	Oral/Viva
	Living Anatomy & Clinical Procedure	Histology Slides	Bones	Organs	Histology Slides (Identification with diagram & labeling)	Bones	Soft Parts	Embryology	Radiology	Organs	Records & Comm. Skill		
	05 Marks	(05 slides X 1) 5 Marks	(5X1) 5 Marks	(5X1) 5 Marks	(2 slides X5) 10 Marks	(10) Marks	(15) Marks	(05) Marks	(05) Marks	(15) Marks	(5+5+ 10) Marks	(90) Marks	(20) Marks

Certified that, the total marks, entered against each seat number, are totaled by us and found to be correct.

External Examiner
Name _____
Signature _____
Date _____

Internal Examiner
Name _____
Signature _____
Date _____

Pangare
Principal
M. I. D. S. R. Dental College
LATUR

Maharashtra University Of Health Science, Nashik

First BDS (New) Practical Examination

Summer/Winter: _____

Centre: _____

Date: _____

Sub: General Human Physiology & Biochemistry

Max Marks 90, Oral/Viva 20

(Note: Scratching or overwriting in Marks is not allowed)

Seat No	Haematology (30 marks)	Biochemistry (30 marks)	Clinical Physiology (20 marks)	Records Books & Commu. Skill		Total Marks (90)	Oral Viva
				Physiology (2.5+2.5 Marks)	Biochemistry (2.5+2.5 Marks)		(20) Marks



Certified that, the total marks, entered against each seat number, are totaled by us and found to be correct.

External Examiner
 Name _____
 Signature _____
 Date _____

Internal Examiner
 Name _____
 Signature _____
 Date _____


Principal
 M. I. D. S. R. Dental College
 LATUR

Maharashtra University Of Health Science, Nashik

First BDS (New) Oral/Viva Examination

Centre: _____

Summer/Winter _____

Date: _____

Sub: Dental Anatomy, Embryology & Oral Histology

Max Marks 90 Oral/Viva 20

(Note: Scratching or overwriting in Marks is not allowed)

Seat No	Slides (7 spots X 5 marks)	specimen (5 spots X 5 marks)	Carving of Tooth	Journal & Commu. Skill	Total	Oral/ Viva
	(35 Marks)	(25 Marks)	(20 Marks)	(5+5=10 Marks)		



It is certified that, the total marks, entered against each seat number, are totaled by us and found to be correct.

External Examiner
 Name _____
 Signature _____
 Date _____

Internal Examiner
 Name _____
 Signature _____
 Date _____

Singane
Principal
 M. I. D. S. R. Dental College
 LATUR

Maharashtra University Of Health Science, Nashik

Second BDS (New) Practical Examination

Summer/Winter _____

Centre: _____

Date: _____

Sub: General Pathology and Microbiology

Max Marks:90, Oral/Viva 20

(Note: Scratching or overwriting in Marks is not allowed)

Seat No	Clinical Pathology	Histology (2 slides X 5 Marks)	Microbiology Staining	Spotting (10 X 3 Slides)	Journal & Commu. Skill	Total	Oral/Viva
	(20 Marks)	(10 Marks)	(20 Marks)	(30 Marks)	5+5=10 Marks	90 Marks	(20) Marks

Certified that, the total marks, entered against each seat number, are totaled by us and found to be correct.

External Examiner

Name _____

Signature _____

Date _____

Internal Examiner

Name _____

Signature _____

Date _____


Principal
 M. I. D. S. R. Dental College
 LATUR

Maharashtra University Of Health Science, Nashik

Second BDS (New) Practical Examination

Summer/Winter _____

Centre: _____


Date: _____

Sub: **Dental Material**

Max Marks: 90, Oral/Viva 20

(Note: Scratching or overwriting in Marks is not allowed)

Seat No.	Spotting 10 spots X 5	Manipulation of any one material			Record Book (Journal) & Commu. Skill	Total	Oral/ Viva
		Ratio	Manipulation or mixing	Quality of final product			
	(50 Marks)	(05 Marks)	(20 Marks)	(05 Marks)	(5+5=10 Marks)	90 Marks	(20) Marks



Certified that, the total marks, entered against each seat number, are totaled by us and found to be correct.

External Examiner

Name _____
Signature _____
Date _____

Internal Examiner

Name _____
Signature _____
Date _____

Bangane
Principal
M. I. D. S. R. Dental College
L. S. R.

Maharashtra University Of Health Science, Nashik

Second (New) BDS Practical Examination

Summer/Winter _____

Centre: _____

Date: _____

Sub: Pre-Clinical Conservative Dentistry

Max Marks: 60 Oral/Viva 20

(Note: **Scratching or overwriting in Marks is not allowed**)

Seat No.	Exercise I			Exercise II	Journal & Commu. Skill	Total	Oral/ Viva
	Cavity amalgam prepar'n	Lining	Filling	Class One Inlay cavity cutting + Pattern (up to wax pattern)			
	(20 Marks)	(05 Marks)	(15 Marks)	(10 Marks)	(5+5=10 Marks)	(60 Marks)	(20 Marks)



Certified that, the total marks, entered against each seat number, are totaled by us and found to be correct.

External Examiner
 Name _____
 Signature _____
 Date _____

Internal Examiner
 Name _____
 Signature _____
 Date _____

Ranganath

Principal

M. I. D. S. R. Dental College

LATUR

Maharashtra University Of Health Science, Nashik

Second BDS (New) Practical Examination

Summer/Winter _____

Centre: _____

Date: _____

Sub: Pre-Clinical Prosthodontics

Max Marks:60 & Oral Viva 20

(Note: Scratching or overwriting in Marks is not allowed)

Seat No.	Teeth Arrangement	Waxing & Carving	Abutment Preparation of Maxillary Central Incisor to Receive Porcelain Fused to Metal Crown	Wax Pattern	Journal & Communication Skill	Total	Oral / Viva
	(20 Marks)	(10 Marks)	(10 Marks)	(10 Marks)	(5+5=10 Marks)	60 Marks	20 Marks

Certified that, the total marks, entered against each seat number, are totaled by us and found to be correct.

External Examiner

Internal Examiner

Name _____

Name _____

Signature _____

Signature _____

Date _____

Date _____

Vangane
Principal
M. I. D. S. R. Dental College
LATUR

Maharashtra University Of Health Science, Nashik

Third BDS (New) Practical Examination

Summer/Winter _____

Centre: _____

Date: _____

Sub: General Medicine

Max Marks:90 Oral/ Viva:20

(Note: Scratching or overwriting in Marks is not allowed)

Seat No	Long Case	Short Case	Table Viva			Journals & Commu. Skill	Total Marks	Oral/ Viva
			X-ray	Instruments	Drugs			
			10 Marks	10 Marks	10 Marks			
	35 Marks	15 Marks	10 Marks	10 Marks	10 Marks	05+05=10 Marks	90 Marks	20 Marks

Certified that, the total marks, entered against each seat number, are totaled by us and found to be correct.

External Examiner
Name _____
Signature _____
Date _____

Internal Examiner
Name _____
Signature _____
Date _____

Kangane
Principal
M. I. D. S. R. Dental Coll

