

**Maharashtra Institute of Dental Sciences & Research ( DENTAL COLLEGE) Latur**

**Department of Pediatric and Preventive Dentistry**

**Topic- Dental caries**

**Card No.- 1**

- 1) The fourth elemental humor of the body apart from blood, black bile, yellow bile is?
- 2) Chemical theory was given by?
- 3) Proteolysis chelation theory was given by?
- 4) Stephan curve was given by?
- 5) Arch criminal in caries?

**Maharashtra Institute of Dental Sciences & Research ( DENTAL COLLEGE) Latur**

**Department of Pediatric and Preventive Dentistry**

**Topic- Dental Caries**

**Card No.- 2**

- 1) Which of the following sugars contribute least to dental caries?
- 2) Suitable technique used for diagnosis of posterior interproximal caries in children?
- 3) First terminology used for ECC?
- 4) The bacteria responsible for causing nursing bottle caries are?
- 5) Teeth most resistant to nursing bottle caries?

**Maharashtra Institute of Dental Sciences & Research ( DENTAL COLLEGE) Latur**

**Department of Pediatric and Preventive Dentistry**

**Topic- Dental caries**

**Card No.- 3**

- 1) Incidence of caries in patients with down's syndrome?
- 2) The micro-organism of primary concern in the pathology of dental caries is?
- 3) The most susceptible primary tooth to caries is?
- 4) The number of dentinal zones in dental caries is?
- 5) Which tooth in the permanent dentition is the most susceptible to dental caries?

**Maharashtra Institute of Dental Sciences & Research ( DENTAL COLLEGE) Latur**

**Department of Pediatric and Preventive Dentistry**

**Topic- Dental caries**

**Card No.- 4**

- 1) The fourth elemental humor of the body apart from blood, black bile, yellow bile is?
- 2) Chemical theory was given by?
- 3) Proteolysis chelation theory was given by?
- 4) Stephan curve was given by?
- 5) Arch criminal in caries?

*Principal*  
**Principal**  
**M. I. D. S. R. Dental College**  
**LATUR**

**Maharashtra Institute of Dental Sciences & Research ( DENTAL COLLEGE) Latur**

**Department of Pediatric and Preventive Dentistry**

**Topic- Dental Caries**

**Card No.- 5**

- 1) Which of the following sugars contribute least to dental caries?
- 2) Suitable technique used for diagnosis of posterior interproximal caries in children?
- 3) First terminology used for ECC?
- 4) The bacteria responsible for causing nursing bottle caries are?
- 5) Teeth most resistant to nursing bottle caries?

**Maharashtra Institute of Dental Sciences & Research ( DENTAL COLLEGE) Latur**

**Department of Pediatric and Preventive Dentistry**

**Topic- Dental caries**

**Card No.- 6**

- 1) Incidence of caries in patients with down's syndrome?
- 2) The micro-organism of primary concern in the pathology of dental caries is?
- 3) The most susceptible primary tooth to caries is?
- 4) The number of dentinal zones in dentinal caries is?
- 5) Which tooth in the permanent dentition is the most susceptible to dental caries?

**Maharashtra Institute of Dental Sciences & Research ( DENTAL COLLEGE) Latur**

**Department of Pediatric and Preventive Dentistry**

**Topic- Atraumatic Restorative Treatment**

**Card No.- 7**

- 1) The type of GIC used for ART is?
- 2) What instrument use to prepare the cavity for ART?
- 3) Which one is the material use for ART?
- 4) Which the cavity is suitable for ART?
- 5) Which one of the following instrument is mostly use to remove dental caries?

**Maharashtra Institute of Dental Sciences & Research ( DENTAL COLLEGE) Latur**

**Department of Pediatric and Preventive Dentistry**

**Topic- Crown**

**Card No.- 8**

- 1) Stainless steel crown were described by?
- 2) Crown may be used in primary teth in order to?
- 3) Composition of ssc ?
- 4) Metal appearance of ssc is masked with?
- 5) Polycarbonate crown exhibit?

  
**Principal**  
**M. I. D. S. R. Dental College**  
**LATUR**

**Maharashtra Institute of Dental Sciences & Research ( DENTAL COLLEGE) Latur**

**Department of Pediatric and Preventive Dentistry**

**Topic- Atraumatic Restorative Treatment**

**card no.- 9**

- 1) The type of GIC used for ART is?
- 2) What instrument use to prepare the cavity for ART?
- 3) Which one is the material use for ART?
- 4) Which the cavity is suitable for ART?
- 5) Which one of the following instrument is mostly use to remove dental caries?

**Maharashtra Institute of Dental Sciences & Research ( DENTAL COLLEGE) Latur**

**Department of Pediatric and Preventive Dentistry**

**Topic- Crown**

**Card No.- 10**

- 1) Stainless steel crown were described by?
- 2) Crown may be used in primary teth in order to?
- 3) Composition of ssc ?
- 4) Metal appearance of ssc is masked with?
- 5) Polycarbonate crown exhibit?

**Maharashtra Institute of Dental Sciences & Research ( DENTAL COLLEGE) Latur**

**Department of Pediatric and Preventive Dentistry**

**Topic- pulp therapy**

**Card No.- 11**

- 1) A deep carious lesion is an obvious clinical sign of?
- 2) The material of choice for direct pulp capping in permanent molars?
- 3) The concentration of glutaraldehyde used for pulpotomy?
- 4) TheThe normal intrapulpal pressure is said to be?
- 5) What kind of burs are advocated for cavity cutting deciduous molars?


**Maharashtra Institute of Dental Sciences & Research ( DENTAL COLLEGE) Latur**

**Department of Pediatric and Preventive Dentistry**

**Topic-pediatric endodontics**

**Card No.- 12**

- 1) Which of the following materials is the most ideal for indirect pulp capping?
- 2) Ideal root canal filling for primary teeth ?
- 3) The % formaldehyde in buckely's formocresol is?
- 4) Cvek pulpotomy refers to?
- 5) Formocresol saturated cotton pellet is placed over the amputated pulp stumps for?

  
**Principal**  
**M. I. D. S. R. Dental College**  
**LATUR**

Maharashtra Institute of Dental Sciences & Research ( DENTAL COLLEGE) Latur

Department of Pediatric and Preventive Dentistry

Topic- Developing malocclusion

Card No.- 13

- 1) The Twin Block was developed by?
- 2) Frankle -IV used for?
- 3) Myofunctional appliance is given at which stage?
- 4) Lip bumper not used in the treatment of?
- 5) Chin cap is used in?

Maharashtra Institute of Dental Sciences & Research ( DENTAL COLLEGE) Latur

Department of Pediatric and Preventive Dentistry

Topic- Developing malocclusion

Card No.- 14

- 1) The minimum force required to retard and redirect the maxillary growth?
- 2) Delaire's facemask is used in the treatment of?
- 3) Which of the following is a fixed functional appliance?
- 4) Appliance of choice in cases with anteroposterior maxillary deficiency?
- 5) Jackson clasp is otherwise known as?

Maharashtra Institute of Dental Sciences & Research ( DENTAL COLLEGE) Latur

Department of Pediatric and Preventive Dentistry

Topic-Local Anesthesia

Card No.- 15

- 1) Which of the following is not a theory for local anesthesia action?
- 2) The longest acting, most potent and most toxic LA is?
- 3) How much lignocaine is present in 2 mL of 2% lignocaine solution?
- 4) Calcium displacement theory for local anesthesia was given by?
- 5) Hematoma is most common complication of?

Maharashtra Institute of Dental Sciences & Research ( DENTAL COLLEGE) Latur

Department of Pediatric and Preventive Dentistry

Topic-Local Anesthesia

Card No.- 16

- 1) Position of mandibular foramen in relation to occlusal plane in children as compared to that in adults is?
- 2) Vazirani-Akinosi technique is?
- 3) Computer controlled local anesthetic delivery system is also known as?
- 4) Which of the following is long acting LA?
- 5) Intraligamentary technique is a type of?

Principal  
M.I.D.S. Dental College  
LATUR

Maharashtra Institute of Dental Sciences & Research ( DENTAL COLLEGE) Latur

Department of Pediatric and Preventive Dentistry

Topic-Dental care for special child

Card No.- 17

- 1) Which of the following is more common in children?
- 2) Most common cause of inflammation of gingiva in children is?
- 3) Down's syndrome patients shows?
- 4) Craniofacial dysostosis is also called as?
- 5) Maximum volume of saliva is secreted by?

Maharashtra Institute of Dental Sciences & Research ( DENTAL COLLEGE) Latur

Department of Pediatric and Preventive Dentistry

Topic-Dental care for special child

Card No.- 18

- 1) Palmar and Plantar hyperkeratosis is a feature of?
- 2) Sublingual hematoma is a common finding in?
- 3) Which of the following is not a viral condition?
- 4) Which of the following intravenous agents is commonly used as an inducing agent?
- 5) The most common orofacial malformation producing malocclusion is?

Maharashtra Institute of Dental Sciences & Research ( DENTAL COLLEGE) Latur

Department of Pediatric and Preventive Dentistry

Topic-Genetics

Card No.- 19

- 1) a carrier of genetic code and made up of a collection of gene?
- 2) The genetic information in the DNA is determined by the sequence of?
- 3) DNA molecule is double helix structure which is not composed of ?
- 4) XXY is represented as?
- 5) Taurodontism may be found in which syndrome?


Maharashtra Institute of Dental Sciences & Research ( DENTAL COLLEGE) Latur

Department of Pediatric and Preventive Dentistry

Topic-Genetics

Card No.- 20

- 1) XXY is represented as ?
- 2) Which among the following is a clinical feature of Klinefelter's syndrome?
- 3) Which among the following is an autosomal recessive condition ?
- 4) Hypodontia is a common clinical finding in this syndrome ?
- 5) High arched palate is also known feature of syndrome ?

  
Principal  
M. I. D. S. R. Dental College  
LATUR

Maharashtra Institute of Dental Sciences & Research ( DENTAL COLLEGE) Latur

Department of Pediatric and Preventive Dentistry

Topic-soft tissue lesions

Card No.- 21

- 1) Ramula is a type of?
- 2) Herpetic gingivostomatitis is seen in?
- 3) ANUG used to be known as?
- 4) Cancrumoris or noma occurs as a result of?
- 5) Recurrent aphthous ulcer is otherwise known as?

Maharashtra Institute of Dental Sciences & Research ( DENTAL COLLEGE) Latur

Department of Pediatric and Preventive Dentistry

Topic-soft tissue lesions

Card No.- 22

- 1) Epulis arises from?
- 2) Recurrent oral,genital ulcers and ocular inflammation is the feature of which of the following syndrome?
- 3) Benign migratory glossitis is also called?
- 4) Epstein pearls are seen along?
- 5) Warty or cauliflower like growth is?

Maharashtra Institute of Dental Sciences & Research ( DENTAL COLLEGE) Latur

Department of Pediatric and Preventive Dentistry

Topic-Biostatistics

Card No.- 23

1. The personnel involved in the integrated child development program of WHO is?
2. The method of presenting data of geographic distribution is?
3. The sampling method used in pathfinder survey is?
4. The arithemtical average of a number of observation is called ?
5. Which of the following is not a measure of central tendancy?

Maharashtra Institute of Dental Sciences & Research ( DENTAL COLLEGE) Latur

Department of Pediatric and Preventive Dentistry

Topic- Biostatistics

Card No.- 24

- 1) A statistical test which indicates the chance or probability of an observed difference between two means occurring by chance is called?
- 2) The best measure for central tendency in a highly skewed distribution is?
- 3) Standard deviation is the measure of?
- 4) The most appropriate method of testing the statistical significance of the differences between means of two groups is?
- 5) Correlation between the height & weight of children is best represented by?

  
Principal  
M. I. D. S. R. Dental College  
LATUR

**Maharashtra Institute of Dental Sciences & Research ( DENTAL COLLEGE) Latur**

**Department of Pediatric and Preventive Dentistry**

**Topic- Forensic pedodontics**

**Card No.- 25**

- 1) The first case documented and reported case of child abuse/neglect occurred in?
- 2) Typical sites for bruises in child abuse/neglect is?
- 3) Presence of bruises on neck of a child is indicative of?
- 4) The most common type of human hand mark seen in abused child is?
- 5) The act of sexual child abuse include?

**Maharashtra Institute of Dental Sciences & Research ( DENTAL COLLEGE) Latur**

**Department of Pediatric and Preventive Dentistry**

**Topic- Forensic Pedodontics**

**Card No.- 26**

- 1) Which of these is not a type of child neglect?
- 2) Bite marks in children are usually indicators of?
- 3) Which of the factors influence the appearance of bite marks?
- 4) Tooth pressure bite mechanism is seen in?
- 5) Which of the following bite marks will last the longest time period?

**Maharashtra Institute of Dental Sciences & Research ( DENTAL COLLEGE) Latur**

**Department of Pediatric and Preventive Dentistry**

**Topic-Growth AndDevelopment**

**Card No.- 27**

1. What are the fontanelles? when do they close?
2. Enumerate the sutures of the fetal skull and when do they close?
3. List any two growth spurts?
4. State 4 age changes that take place in mandible?
5. List any four parameters of growth assessment?

*Signature*  
**Principal**  
**M. I. D. S. R. Dental College**  
**LATUR**

**Maharashtra Institute of Dental Sciences & Research ( DENTAL COLLEGE) Latur**

**Department of Pediatric and Preventive Dentistry**

**Topic-Development of Dentition& occlusion**

**Card No.- 28**

- 1) Enumerate any four theories of craniofacial growth.
- 2) Enumerates any four theories of Tooth eruption.
- 3) Enumerate any four characteristic features of first transition period?
- 4) List any 4 characteristic features of the second transitional period?
- 5) List 8 important salient features of first permanent molar?

**Maharashtra Institute of Dental Sciences & Research ( DENTAL COLLEGE) Latur**

**Department of Pediatric and Preventive Dentistry**

**Topic-Development of Dentition& occlusion**

**Card No.- 29**

- 1) List any four self correcting anomalies of mixed dentition period ?
- 2) Enumerate 10 Nollas stages of tooth development.
- 3) State any four clinical features of teething?
- 4) List any four common problems associated with teething?
- 5) Give any four causes of delayed eruption?

**Maharashtra Institute of Dental Sciences & Research ( DENTAL COLLEGE) Latur**

**Department of Pediatric and Preventive Dentistry**

**Topic-Dental Radiology**

**Card No.- 30**

- 1) List any four indicationsfor using periapical radiographs in children?
- 2) List any four advantages of an OPG?
- 3) List any four advantages of radiovisiography(RVG).
- 4) List any four indications of bitewing radiograph
- 5) List two differences between fusion and concrescence?

  
**Principal**  
**M. I. D. S. R. Dental College**  
**LATUR**



MAHARASHTRA INSTITUTE OF DENTAL SCIENCES AND RESEARCH (DENTAL COLLEGE), LATUR DEPARTMENT OF ORTHODONTICS AND DENTOFACIAL ORTHOPEDICS <b>VIVA CARDS / STRUCTURED ORAL EXAMINATION CARDS (SOEC)</b>		
TOPIC: ORTHODONTIC APPLIANCES		SUBJECT : ORTHODONTICS YEAR : FINAL YEAR BDS
SR.NO.	QUESTION	LEVEL/DIFFICULTY (MK)Must Know, (GK)Good to Know, (NK)Nice to Know
1	Define Orthodontic appliances	MK
2	Classify Orthodontics appliances	MK
3	Ideal requirements of orthodontic appliances	GK
4	Advantages and disadvantages of removable appliances	GK
5	Advantages and disadvantages of fixed appliances	GK

MAHARASHTRA INSTITUTE OF DENTAL SCIENCES AND RESEARCH (DENTAL COLLEGE), LATUR DEPARTMENT OF ORTHODONTICS AND DENTOFACIAL ORTHOPEDICS <b>VIVA CARDS / STRUCTURED ORAL EXAMINATION CARDS (SOEC)</b>		
TOPIC: EXTRACTIONS		SUBJECT : ORTHODONTICS YEAR : FINAL YEAR BDS
SR.NO.	QUESTION	LEVEL/DIFFICULTY (MK)Must Know, (GK)Good to Know, (NK)Nice to Know
1	What is Wilkinson extraction?	MK
2	Benefits and drawbacks of Wilkinson extraction	GK
3	What is balancing extraction?	GK
4	What is compensating extraction?	GK
5	Factors determining choice of extraction	NK

MAHARASHTRA INSTITUTE OF DENTAL SCIENCES AND RESEARCH (DENTAL COLLEGE), LATUR DEPARTMENT OF ORTHODONTICS AND DENTOFACIAL ORTHOPEDICS <b>VIVA CARDS / STRUCTURED ORAL EXAMINATION CARDS (SOEC)</b>		
TOPIC: ANCHORAGE IN ORTHODONTICS		SUBJECT : ORTHODONTICS YEAR : FINAL YEAR BDS
SR.NO.	QUESTION	LEVEL/DIFFICULTY (MK)Must Know, (GK)Good to Know, (NK)Nice to Know
1	Define anchorage	MK
2	Types of anchorage	MK
3	Indications of TAD	GK
4	What is reciprocal anchorage ?	MK
5	What are the source of anchorage?	GK

MAHARASHTRA INSTITUTE OF DENTAL SCIENCES AND RESEARCH (DENTAL COLLEGE), LATUR DEPARTMENT OF ORTHODONTICS AND DENTOFACIAL ORTHOPEDICS <b>VIVA CARDS / STRUCTURED ORAL EXAMINATION CARDS (SOEC)</b>		
TOPIC: RETENTION AND RELAPSE		SUBJECT : ORTHODONTICS YEAR : FINAL YEAR BDS
SR.NO.	QUESTION	LEVEL/DIFFICULTY (MK)Must Know, (GK)Good to Know, (NK)Nice to Know
1	Define retention and relapse	MK
2	School of retention	MK
3	Theorems of retention	GK
4	Causes of relapse	GK
5	Raleigh Williams 6 keys to lower incisor retention	NK

Principal  
M. I. D. S. R. Dental College  
LATUR

MAHARASHTRA INSTITUTE OF DENTAL SCIENCES AND RESEARCH (DENTAL COLLEGE), LATUR DEPARTMENT OF ORTHODONTICS AND DENTOFACIAL ORTHOPEDICS <b>VIVA CARDS / STRUCTURED ORAL EXAMINATION CARDS (SOEC)</b>		
TOPIC: PREVENTIVE ORTHODONTICS		SUBJECT : ORTHODONTICS YEAR : FINAL YEAR BDS
SR.NO.	QUESTION	LEVEL/DIFFICULTY (MK)Must Know, (GK)Good to Know, (NK)Nice to Know
1	Define preventive orthodontics	MK
2	Procedures of preventive orthodontics	MK
3	Points for care of deciduous dentition	GK
4	Classification of space maintainer	GK
5	Indications of distal shoe	GK

MAHARASHTRA INSTITUTE OF DENTAL SCIENCES AND RESEARCH (DENTAL COLLEGE), LATUR DEPARTMENT OF ORTHODONTICS AND DENTOFACIAL ORTHOPEDICS <b>VIVA CARDS / STRUCTURED ORAL EXAMINATION CARDS (SOEC)</b>		
TOPIC: INTERCEPTIVE ORTHODONTICS		SUBJECT : ORTHODONTICS YEAR : FINAL YEAR BDS
SR.NO.	QUESTION	LEVEL/DIFFICULTY (MK)Must Know, (GK)Good to Know, (NK)Nice to Know
1	Define interceptive orthodontics	MK
2	Procedure of interceptive orthodontics	MK
3	Indications of serial extraction	MK
4	Methods of serial extraction	MK
5	Space re-gainers	GK

MAHARASHTRA INSTITUTE OF DENTAL SCIENCES AND RESEARCH (DENTAL COLLEGE), LATUR DEPARTMENT OF ORTHODONTICS AND DENTOFACIAL ORTHOPEDICS <b>VIVA CARDS / STRUCTURED ORAL EXAMINATION CARDS (SOEC)</b>		
TOPIC: MYOFUNCTIONAL APPLIANCES		SUBJECT : ORTHODONTICS YEAR : FINAL YEAR BDS
SR.NO.	QUESTION	LEVEL/DIFFICULTY (MK)Must Know, (GK)Good to Know, (NK)Nice to Know
1	Define myofunctional appliances	MK
2	Classify myofunctional appliances	MK
3	Principles of myofunctional appliances	GK
4	Frankel's philosophy	GK
5	Trimming of activator	NK

MAHARASHTRA INSTITUTE OF DENTAL SCIENCES AND RESEARCH (DENTAL COLLEGE), LATUR DEPARTMENT OF ORTHODONTICS AND DENTOFACIAL ORTHOPEDICS <b>VIVA CARDS / STRUCTURED ORAL EXAMINATION CARDS (SOEC)</b>		
TOPIC: METHODS OF GAINING SPACE		SUBJECT : ORTHODONTICS YEAR : FINAL YEAR BDS
SR.NO.	QUESTION	LEVEL/DIFFICULTY (MK)Must Know, (GK)Good to Know, (NK)Nice to Know
1	Enumerate methods of gaining space	MK
2	Indications and contraindications of proximal stripping	MK
3	Advantage and disadvantages of proximal stripping	MK
4	Indications and contraindications of distalization	GK
5	Methods of distalization	GK

MAHARASHTRA INSTITUTE OF DENTAL SCIENCES AND RESEARCH (DENTAL COLLEGE), LATUR DEPARTMENT OF ORTHODONTICS AND DENTOFACIAL ORTHOPEDICS <b>VIVA CARDS / STRUCTURED ORAL EXAMINATION CARDS (SOEC)</b>		
TOPIC: ARCH EXPANSION AS A METHOD OF GAINING SPACE		SUBJECT - ORTHODONTICS YEAR : FINAL YEAR BDS
SR.NO.	QUESTION	LEVEL/DIFFICULTY (MK)Must Know, (GK)Good to Know, (NK)Nice to Know
1	Types of expansion appliances	MK
2	RME vs SME	MK
3	Effects of RME	MK
4	Activation schedules of RME	GK
5	Pitch of the screw	NK

MAHARASHTRA INSTITUTE OF DENTAL SCIENCES AND RESEARCH (DENTAL COLLEGE), LATUR DEPARTMENT OF ORTHODONTICS AND DENTOFACIAL ORTHOPEDICS <b>VIVA CARDS / STRUCTURED ORAL EXAMINATION CARDS (SOEC)</b>		
TOPIC: SKELETAL MATURITY INDICATOR		SUBJECT : ORTHODONTICS YEAR : FINAL YEAR BDS
SR.NO.	QUESTION	LEVEL/DIFFICULTY (MK)Must Know, (GK)Good to Know, (NK)Nice to Know
1	What are the methods to assess skeletal maturity ?	MK
2	What structures are seen on hand wrist radiograph ?	GK
3	What are the stages Fishmen's SMI ?	MK
4	What are the stages of Cervical vertebral skeletal maturation ?	MK
5	Name the methods of SMI using hand wrist radiograph ?	GK

MAHARASHTRA INSTITUTE OF DENTAL SCIENCES AND RESEARCH (DENTAL COLLEGE), LATUR DEPARTMENT OF ORTHODONTICS AND DENTOFACIAL ORTHOPEDICS <b>VIVA CARDS / STRUCTURED ORAL EXAMINATION CARDS (SOEC)</b>		
TOPIC: MODEL ANALYSIS		SUBJECT : ORTHODONTICS YEAR : FINAL YEAR BDS
SRL.NO.	QUESTION	LEVEL/DIFFICULTY (MK)Must Know, (GK)Good to Know, (NK)Nice to Know
1	what analysis used in mixed dentition	MK
2	What is formula of Pont's analysis	MK
3	What is inference of Nance & Carey's analysis	MK
4	What is formula of Bolton's analysis	MK
5	What is the inference of Ashley Howe's Index	MK

MAHARASHTRA INSTITUTE OF DENTAL SCIENCES AND RESEARCH (DENTAL COLLEGE), LATUR DEPARTMENT OF ORTHODONTICS AND DENTOFACIAL ORTHOPEDICS <b>VIVA CARDS / STRUCTURED ORAL EXAMINATION CARDS (SOEC)</b>		
TOPIC: BIOLOGY OF TOOTH MOVEMENT		SUBJECT : ORTHODONTICS YEAR : FINAL YEAR BDS
SRL.NO.	QUESTION	LEVEL/DIFFICULTY (MK)Must Know, (GK)Good to Know, (NK)Nice to Know
1	Functions of PDL	MK
2	Theories of tooth movement	GK
3	Define optimum orthodontic force	MK
4	Define frontal resorption	MK
5	Define undermining resorption	MK

  
**Principal**  
 M. I. D. S. R. Dental College  
 LATUR

MAHARASHTRA INSTITUTE OF DENTAL SCIENCES AND RESEARCH (DENTAL COLLEGE), LATUR DEPARTMENT OF ORTHODONTICS AND DENTOFACIAL ORTHOPEDICS <b>VIVA CARDS / STRUCTURED ORAL EXAMINATION CARDS (SOEC)</b>		
TOPIC: BIO-MECHANICS OF TOOTH MOVEMENT		SUBJECT : ORTHODONTICS YEAR : FINAL YEAR BDS
SR.NO.	QUESTION	LEVEL/DIFFICULTY (MK)Must Know, (GK)Good to Know, (NK)Nice to Know
1	Define Orthodontic force	MK
2	Types of tooth movement	MK
3	Types of force	MK
4	Types of tipping	GK
5	What appliances generate intermittent force ?	GK

MAHARASHTRA INSTITUTE OF DENTAL SCIENCES AND RESEARCH (DENTAL COLLEGE), LATUR DEPARTMENT OF ORTHODONTICS AND DENTOFACIAL ORTHOPEDICS <b>VIVA CARDS / STRUCTURED ORAL EXAMINATION CARDS (SOEC)</b>		
TOPIC: REMOVABLE APPLIANCES		SUBJECT : ORTHODONTICS YEAR : FINAL YEAR BDS
SR.NO.	QUESTION	LEVEL/DIFFICULTY (MK)Must Know, (GK)Good to Know, (NK)Nice to Know
1	Components of removable appliances	MK
2	Requirements of ideal clasps	GK
3	Modifications of Adam's clasp	MK
4	Types of labial bow	MK
5	Ideal requirements of springs	GK

  
**Principal**  
 M. I. D. S. R. Dental College  
 LATUR

MAHARASHTRA INSTITUTE OF DENTAL SCIENCES AND RESEARCH (DENTAL COLLEGE), LATUR DEPARTMENT OF ORTHODONTICS AND DENTOFACIAL ORTHOPEDICS <b>VIVA CARDS / STRUCTURED ORAL EXAMINATION CARDS (SOEC)</b>		
TOPIC: FIXED APPLIANCE		SUBJECT : ORTHODONTICS YEAR : FINAL YEAR BDS
SR.NO.	QUESTION	LEVEL/DIFFICULTY (MK)Must Know, (GK)Good to Know, (NK)Nice to Know
1	Properties of Ni-Ti wire	GK
2	Steps of bonding	MK
3	Active and Passive components of Fixed appliances	MK
4	Different types of fixed appliance	GK
5	Advantages of Fixed Appliances	MK

MAHARASHTRA INSTITUTE OF DENTAL SCIENCES AND RESEARCH (DENTAL COLLEGE), LATUR DEPARTMENT OF ORTHODONTICS AND DENTOFACIAL ORTHOPEDICS <b>VIVA CARDS / STRUCTURED ORAL EXAMINATION CARDS (SOEC)</b>		
TOPIC: GROWTH & DEVELOPMENT OF CRANIAL & FACIAL REGION		SUBJECT : ORTHODONTICS YEAR : FINAL YEAR BDS
SR.NO.	QUESTION	LEVEL/DIFFICULTY (MK)Must Know, (GK)Good to Know, (NK)Nice to Know
1	Derivatives of first brachial arch	MK
2	What are Growth Spurts	MK
3	Processes that contribute to formation of Cleft palate	NK
4	Name important synchondroses found in cranial base	GK
5	Define Growth and Development	MK

  
**Principal**  
 M. I. D. S. R. Dental College  
 LATUR



MAHARASHTRA INSTITUTE OF DENTAL SCIENCES AND RESEARCH (DENTAL COLLEGE), LATUR DEPARTMENT OF ORTHODONTICS AND DENTOFACIAL ORTHOPEDICS <b>VIVA CARDS / STRUCTURED ORAL EXAMINATION CARDS (SOEC)</b>		
TOPIC: DEVELOPMENT OF DENTITION & OCCLUSION		SUBJECT : ORTHODONTICS YEAR : FINAL YEAR BDS
SR.NO.	QUESTION	LEVEL/DIFFICULTY (MK)Must Know, (GK)Good to Know, (NK)Nice to Know
1	Define gum pads	MK
2	What are primates spaces? Give other names for it	MK
3	What is leeway space of Nance? Give normal values	GK
4	What is Broadbent phenomenon	MK
5	What is early shift & late shift	NK

MAHARASHTRA INSTITUTE OF DENTAL SCIENCES AND RESEARCH (DENTAL COLLEGE), LATUR DEPARTMENT OF ORTHODONTICS AND DENTOFACIAL ORTHOPEDICS <b>VIVA CARDS / STRUCTURED ORAL EXAMINATION CARDS (SOEC)</b>		
TOPIC: ORAL HABITS		SUBJECT : ORTHODONTICS YEAR : FINAL YEAR BDS
SR.NO.	QUESTION	LEVEL/DIFFICULTY (MK)Must Know, (GK)Good to Know, (NK)Nice to Know
1	Define / Classification of Habit	MK
2	Classify mouth breathing	MK
3	Define Bruxism?	GK
4	Classification of Thumb Sucking Habit	GK
5	Classification of Tongue Thrusting Habit	GK

MAHARASHTRA INSTITUTE OF DENTAL SCIENCES AND RESEARCH (DENTAL COLLEGE), LATUR DEPARTMENT OF ORTHODONTICS AND DENTOFACIAL ORTHOPEDICS VIVA CARDS / STRUCTURED ORAL EXAMINATION CARDS (SOEC)		
TOPIC: Epidemiology of Malocclusion		SUBJECT : ORTHODONTICS YEAR : FINAL YEAR BDS
SR.NO.	QUESTION	LEVEL/DIFFICULTY (MK)Must Know, (GK)Good to Know, (NK)Nice to Know
1	What is PAR index and different components of it?	GK
2	What is IOTN and its components?	GK
3	What is orthodontic treatment priority index score?	GK
4	Name 3 Indices used to record epidemiology in orthodontics	MK
5	Uses of Indices in orthodontics	MK

MAHARASHTRA INSTITUTE OF DENTAL SCIENCES AND RESEARCH (DENTAL COLLEGE), LATUR DEPARTMENT OF ORTHODONTICS AND DENTOFACIAL ORTHOPEDICS VIVA CARDS / STRUCTURED ORAL EXAMINATION CARDS (SOEC)		
TOPIC: MALOCCLUSION CLASSIFICATION		SUBJECT : ORTHODONTICS YEAR : FINAL YEAR BDS
SR.NO.	QUESTION	LEVEL/DIFFICULTY (MK)Must Know, (GK)Good to Know, (NK)Nice to Know
1	Define deep bite and open bite	MK
2	Demerits of angles classification?	MK
3	Dewey's Modification to Angle's Classification	GK
4	What are stages of Ackerman Profit's classification	GK
5	Describe Simons classification of malocclusion	GK

MAHARASHTRA INSTITUTE OF DENTAL SCIENCES AND RESEARCH (DENTAL COLLEGE), LATUR DEPARTMENT OF ORTHODONTICS AND DENTOFACIAL ORTHOPEDICS <b>VIVA CARDS / STRUCTURED ORAL EXAMINATION CARDS (SOEC)</b>		
TOPIC: ETIOLOGY OF MALOCCLUSION		SUBJECT : ORTHODONTICS YEAR : FINAL YEAR BDS
SR.NO.	QUESTION	LEVEL/DIFFICULTY (MK)Must Know, (GK)Good to Know, (NK)Nice to Know
1	Sequalae of Malocclusion	MK
2	Define tooth ankylosis/ submerged tooth	MK
3	Most common local cause of malocclusion	GK
4	What is Pseudo class 3 malocclusion?	GK
5	Factors responsible for delayed eruption of teeth?	GK


MAHARASHTRA INSTITUTE OF DENTAL SCIENCES AND RESEARCH (DENTAL COLLEGE), LATUR DEPARTMENT OF ORTHODONTICS AND DENTOFACIAL ORTHOPEDICS <b>VIVA CARDS / STRUCTURED ORAL EXAMINATION CARDS (SOEC)</b>		
TOPIC: OCCLUSION – BASIC CONCEPT		SUBJECT : ORTHODONTICS YEAR : FINAL YEAR BDS
SR.NO.	QUESTION	LEVEL/DIFFICULTY (MK)Must Know, (GK)Good to Know, (NK)Nice to Know
1	Andrews six keys of normal occlusion?	MK
2	What is Curve of Spee?	MK
3	What is Curve of Monsoon	MK
4	What is Curve of Wilson?	MK
5	Define Balanced Occlusion/Normal occlusion	MK

MAHARASHTRA INSTITUTE OF DENTAL SCIENCES AND RESEARCH (DENTAL COLLEGE), LATUR DEPARTMENT OF ORTHODONTICS AND DENTOFACIAL ORTHOPEDICS <b>VIVA CARDS / STRUCTURED ORAL EXAMINATION CARDS (SOEC)</b>		
TOPIC: FUNCTIONAL DEVELOPMENT		SUBJECT : ORTHODONTICS YEAR : FINAL YEAR BDS
SR.NO.	QUESTION	LEVEL/DIFFICULTY (MK)Must Know, (GK)Good to Know, (NK)Nice to Know
1	Phases of Mastication?	MK
2	What is Infantile Swallowing?	MK
3	Phases of mature swallowing?	MK
4	Types of Breathing	GK
5	Types of sounds	NK

MAHARASHTRA INSTITUTE OF DENTAL SCIENCES AND RESEARCH (DENTAL COLLEGE), LATUR DEPARTMENT OF ORTHODONTICS AND DENTOFACIAL ORTHOPEDICS <b>VIVA CARDS / STRUCTURED ORAL EXAMINATION CARDS (SOEC)</b>		
TOPIC:INTRODUCTION TO ORTHODONTICS		SUBJECT : ORTHODONTICS YEAR : FINAL YEAR BDS
SR.NO.	QUESTION	LEVEL/DIFFICULTY (MK)Must Know, (GK)Good to Know, (NK)Nice to Know
1	BSSO definition of orthodontics	MK
2	Jacksons triad	MK
3	Scope of orthodontics	GK
4	Contribution of Edward Angles in orthodontics	GK
5	Father of modern orthodontics	MK

MAHARASHTRA INSTITUTE OF DENTAL SCIENCES AND RESEARCH (DENTAL COLLEGE), LATUR DEPARTMENT OF ORTHODONTICS AND DENTOFACIAL ORTHOPEDICS <b>VIVA CARDS / STRUCTURED ORAL EXAMINATION CARDS (SOEC)</b>		
TOPIC: GROWTH AND DEVELOPMENT		SUBJECT : ORTHODONTICS YEAR : FINAL YEAR BDS
SR.NO.	QUESTION	LEVEL/DIFFICULTY (MK)Must Know, (GK)Good to Know, (NK)Nice to Know
1	Define GROWTH?	MK
2	What is Growth Spurts?	MK
3	Scammon's curve of growth?	GK
4	Methods of studying growth?	GK
5	Theories of Growth?	NK

MAHARASHTRA INSTITUTE OF DENTAL SCIENCES AND RESEARCH (DENTAL COLLEGE), LATUR DEPARTMENT OF ORTHODONTICS AND DENTOFACIAL ORTHOPEDICS <b>VIVA CARDS / STRUCTURED ORAL EXAMINATION CARDS (SOEC)</b>		
TOPIC: ORTHODONTIC DIAGNOSIS		SUBJECT : ORTHODONTICS YEAR : FINAL YEAR BDS
SR.NO.	QUESTION	LEVEL/DIFFICULTY (MK)Must Know, (GK)Good to Know, (NK)Nice to Know
1	What are the essential diagnostic aids?	MK
2	What are the supplemental diagnostic aids?	MK
3	What are different head types	MK
4	Different types of Facial Profile	MK
5	What are different facial divergence?	GK

  
 Principal  
 M. I. D. S. R. Dental College  
 LATUR

MAHARASHTRA INSTITUTE OF DENTAL SCIENCES AND RESEARCH (DENTAL COLLEGE), LATUR DEPARTMENT OF ORTHODONTICS AND DENTOFACIAL ORTHOPEDICS VIVA CARDS / STRUCTURED ORAL EXAMINATION CARDS (SOEC)		
TOPIC: CEPHALOMETRICS		SUBJECT : ORTHODONTICS YEAR : FINAL YEAR BDS
SR.NO.	QUESTION	LEVEL/DIFFICULTY (MK)Must Know, (GK)Good to Know, (NK)Nice to Know
1	What is cephalometric?	MK
2	Uses of cephalometric?	MK
3	Enumerate Horizontal planes?	MK
4	What is Tweed analysis?	MK
5	What is Wits appraisal?	MK

MAHARASHTRA INSTITUTE OF DENTAL SCIENCES AND RESEARCH (DENTAL COLLEGE), LATUR DEPARTMENT OF ORTHODONTICS AND DENTOFACIAL ORTHOPEDICS VIVA CARDS / STRUCTURED ORAL EXAMINATION CARDS (SOEC)		
TOPIC: Orthopaedic Appliances		SUBJECT : ORTHODONTICS YEAR : FINAL YEAR BDS
SR.NO.	QUESTION	LEVEL/DIFFICULTY (MK)Must Know, (GK)Good to Know, (NK)Nice to Know
1	What are Orthopaedic Appliances used in Orthodontics	MK
2	Types and Uses of Headgear in Orthodontics	MK
3	What is Reverse pull Headgear and its uses	MK
4	Uses of Chin Cup	MK
5	What Is Moment of Force	NK

## DEPARTMENT OF ORAL MEDICINE & RADIOLOGY

Maharashtra Institute of Dental Sciences & Research (DENTAL COLLEGE) Latur

Department of Oral Medicine And Radiology

Topic- X-RAY Tube

Card No.-1

- 1) Components of cathode.
- 2) Components of Anode.
- 3) Explain line focus principle.
- 4) What are self –Rectifying x-ray machines.
- 5) Type of filtration with example.

Maharashtra Institute of Dental Sciences & Research (DENTAL COLLEGE) Latur

Department of Oral Medicine And Radiology

Topic- X-RAY Tube

Card No.-2

- 1) Types of collimators
- 2) Components of x-ray apparatus.
- 3) Explain quantum interactions.
- 4) Explain coherent interactions.
- 5) Explain photo electric interactions.

**Maharashtra Institute of Dental Sciences & Research (DENTAL COLLEGE) Latur**

**Department of Oral Medicine And Radiology**

**Topic- Radiation Biology**

**Card No.-3**

- 1) Effect of radiation on DNA.
- 2) Explain radiation caries.
- 3) Explain effect of radiation on oral mucous membrane.
- 4) Explain osteoradionecrosis.
- 5) Explain effect of radiation on salivary glands.

**Maharashtra Institute of Dental Sciences & Research (DENTAL COLLEGE) Latur**

**Department of Oral Medicine And Radiology**

**Topic- Digital Imaging**

**Card No.-4**

- 1) Advantages of digital imaging.
- 2) Name digital image receptors.
- 3) Explain bucket brigade fashion of CCD.
- 4) Applications of Digital imaging.
- 5) What are DICOM & JPEG.

  
**Principal**  
**M. I. D. S. R. Dental College**  
**LATUR**



**Maharashtra Institute of Dental Sciences & Research (DENTAL COLLEGE) Latur**

**Department of Oral Medicine And Radiology**

**Topic- Extra Oral Radiographic Examinations**

**Card No.- 5**

- 1) Indications of Para Nasal sinus /Water view.
- 2) Which radiograph is advised to evaluate condyle & coronoid process.
- 3) Which radiograph is advised to evaluate mandible.
- 4) Name mandibular oblique lateral projections.
- 5) Indication for mandibular oblique lateral projections.

**Maharashtra Institute of Dental Sciences & Research (DENTAL COLLEGE) Latur**

**Department of Oral Medicine And Radiology**

**Topic- Diseases of bone manifested in the jaws-**

**Card No.- 6**

- 1) Name the different radiographic appearances in fibrous dysplasia.
- 2) Difference between periapical cemental dysplasia & florid osseous dysplasia.
- 3) Radiographic features of central giant cell granuloma.
- 4) Clinical & R/G features of cherubism.
- 5) Clinical & R/G features of Paget's disease.

  
**Principal.**  
**M. I. D. S. R. Dental College**  
**LATUR**

**Maharashtra Institute of Dental Sciences & Research (DENTAL COLLEGE) Latur**

**Department of Oral Medicine And Radiology**

**Topic- Systemic diseases manifested in the jaws**

**Card No.- 7**

- 1) General R/G features of hyperparathyroidism.
- 2) Clinical features of diabetes mellitus.
- 3) Clinical features of Cushing's syndrome.
- 4) What is hypophosphatasia.
- 5) Clinical &R/G features of scleroderma /progressive systemic sclerosis.

  
**Principal**  
**M. I. D. S. R. Dental College**  
**LATUR**

**Maharashtra Institute of Dental Sciences & Research (DENTAL COLLEGE) Latur**

**Department of Oral Medicine And Radiology**

**Topic- Diagnostic Imaging Of TMJ**

**Card No.- 8**

- 1) Name TMJ R/G views.
- 2) What is arthrography?
- 3) Clinical & R/G features of condylar hyperplasia.
- 4) Clinical & R/G features of septic arthritis.
- 5) Clinical & R/G features of Ankylosis.

**Maharashtra Institute of Dental Sciences & Research (DENTAL COLLEGE) Latur**

**Department of Oral Medicine And Radiology**

**Topic- Paranasal Sinuses**

**Card No.- 9**

- 1) Clinical features of sinusitis.
- 2) R/G features of Antrolith.
- 3) Explain oro-antral fistula.
- 4) Name the applied diagnostic imaging of PNS.
- 5) Name the tumors of PNS.

**Maharashtra Institute of Dental Sciences & Research (DENTAL COLLEGE) Latur**

**Department of Oral Medicine And Radiology**

**Topic- RED & WHITE LESIONS**

**Card No.- 10**

- 1) Classify premalignant lesion & premalignant condition.
- 2) Write in detail about OSMF.
- 3) What is ID reaction.
- 4) Write etiology clinical feature differential diagnosis and treatment of lichen planus.
- 5) What is actinic cheilitis.

*S. S. S. S.*  
**Principal**  
**M. I. D. S. R. Dental College**  
**LATUR**

**Maharashtra Institute of Dental Sciences & Research (DENTAL COLLEGE) Latur**

**Department of Oral Medicine And Radiology**

**Topic- Intraoral radiographic examination**

**Card No.- 11**

- 1) What is the principle of bisecting angle technique
- 2) What is the difference between horizontal and vertical angulations?
- 3) What are indications of bite wing radiography.
- 4) What is occlusal radiography, write its indications?
- 5) Write indications, advantages, disadvantages of periapical radiography?

**Maharashtra Institute of Dental Sciences & Research (DENTAL COLLEGE) Latur**

**Department of Oral Medicine And Radiology**

**Topic- Normal radiographic anatomy**

**Card No.- 12**

- 1) Write landmark seen in anterior maxillary projection.
- 2) Landmark seen in maxillary posterior region.
- 3) Describe landmark seen in mandibular anterior region.
- 4) Describe landmarks seen in mandibular posterior region.
- 5) Explain radiographic appearance of mandibular canal.

  
**Principal**  
**M. I. D. S. R. Dental College**  
**LATUR**

**Maharashtra Institute of Dental Sciences & Research (DENTAL COLLEGE) Latur**

**Department of Oral Medicine And Radiology**

**Topic- Radiation safety & protection**

**Card**

**No.- 13**

- 1) What is position distance rule?
- 2) What is collimation.
- 3) What is filtration.
- 4) What are the different types of collimation.
- 5) How to reduce patient dose.

**Maharashtra Institute of Dental Sciences & Research (DENTAL COLLEGE) Latur**

**Department of Oral Medicine And Radiology**

**Topic- X-RAY FILM, INTENSIFYING SCREEN & GRIDS**

**Card No.- 14**

- 1) Write composition of x-ray film.
- 2) Different types of Intraoral radiography.
- 3) Classify x-ray film.
- 4) Write composition of intensifying screen.
- 5) What are grids, write different types of grids.

  
**Principal**  
**M. I. D. S. R. Dental College**  
**LATUR**

**Maharashtra Institute of Dental Sciences & Research (DENTAL COLLEGE) Latur**

**Department of Oral Medicine And Radiology**

**Topic- Processing**

**Card No.- 15**

- 1) What is latent image.
- 2) What are the steps of processing.
- 3) Composition of developer.
- 4) Composition of fixer.
- 5) Mechanism of automatic processing.

**Maharashtra Institute of Dental Sciences & Research (DENTAL COLLEGE) Latur**

**Department of Oral Medicine And Radiology**

**Topic- Faulty Radiographs**

**Card No.- 16**

- 1) What is cone cut.
- 2) Causes of light radiographs.
- 3) What are the causes of dark radiograph.
- 4) What is elongation.
- 5) Write causes of foreshortening.

  
**Principal.**  
**M. I. D. S. R. Dental College**  
**LATUR**

**Maharashtra Institute of Dental Sciences & Research (DENTAL COLLEGE) Latur**

**Department of Oral Medicine And Radiology**

**Topic- CONE BEAM CT**

**Card No.- 17**

- 1) What is fov.
- 2) Advantages of CBCT.
- 3) Limitation of CBCT.
- 4) Application of CBCT.
- 5) Principal of CBCT image production.


**Maharashtra Institute of Dental Sciences & Research (DENTAL COLLEGE) Latur**

**Department of Oral Medicine And Radiology**

**Topic- ADVANCED IMAGING**

**Card No.- 18**

- 1) Explain precession in MRI.
- 2) Indications of MRI in head & neck.
- 3) Advantages of MRI in head & neck.
- 4) Disadvantages of MRI in head & neck .
- 5) Principle of MRI image acquisition.

  
**Principal**  
**M. I. D. S. R. Dental College**  
**LATUR**



**Maharashtra Institute of Dental Sciences & Research (DENTAL COLLEGE) Latur**

**Department of Oral Medicine And Radiology**

**Topic- ADVANCED IMAGING**

**Card No.- 19**

- 1) Clinical application of ultra sound imaging.
- 2) Advantages of ultra sound imaging.
- 3) What is transducer.
- 4) Name the piezo electric material.
- 5) Disadvantages of ultrasound.

**Maharashtra Institute of Dental Sciences & Research (DENTAL COLLEGE) Latur**

**Department of Oral Medicine And Radiology**

**Topic- Ulcerative, Vesicular & Bullous Lesions**

**Card No.- 20**

- 1) Classify Aphthous ulcer.
- 2) Write management of gingivostomatitis.
- 3) Write oral manifestation of Herpes zoster Infection.
- 4) Syndrome associated with herpes zoster.
- 5) Write oral manifestation of erythema multiforme.

**Maharashtra Institute of Dental Sciences & Research (DENTAL COLLEGE) Latur**

**Department of Oral Medicine And Radiology**

**Topic- ORAL CANCER**

**Card No.- 21**

- 1) Mention different growth pattern of oral cancer.
- 2) Write Investigation of oral cancer.
- 3) Classify TMM staging.
- 4) Write sign & symptoms of oral cancer.
- 5) Describe chair side screening techniques.


**Maharashtra Institute of Dental Sciences & Research (DENTAL COLLEGE) Latur**

**Department of Oral Medicine And Radiology**

**Topic- TMJ DISORDERS**

**Card No.- 22**

- 1) Classify TMJ disorders.
- 2) Write management of synovitis.
- 3) Mention differentiating points between disc displacement with reduction & displacement without reduction.
- 4) Write Radiographic features of osteoarthritis.
- 5) Write clinical features of TMJ ankylosis.

  
**Principal**  
**M. I. D. S. R. Dental College**  
**LATUR**

**Maharashtra Institute of Dental Sciences & Research (DENTAL COLLEGE) Latur**

**Department of Oral Medicine And Radiology**

**Topic- OROFACIAL PAIN**

**Card No.- 23**

- 1) Classify orofacial pain.
- 2) Treatment of trigeminal neuralgia.
- 3) Eagle's syndrome.
- 4) Treatment of migraine.
- 5) What is SUNCT.


**Maharashtra Institute of Dental Sciences & Research (DENTAL COLLEGE) Latur**

**Department of Oral Medicine And Radiology**

**Topic- Salivary gland Imaging**

**Card No.- 24**

- 1) Different radiographic appearance of maxillary diseases.
- 2) Sialographic appearance of normal parotid, submandibular glands.
- 3) Method of sialography.
- 4) Mention different types of contrast media.
- 5) Write Indication of sialography.

  
**Principal**  
**M. T. D. S. R. Dental College**  
**LATUR**

**Maharashtra Institute of Dental Sciences & Research (DENTAL COLLEGE) Latur**

**Department of Oral Medicine And Radiology**

**Topic- HIV AIDS**

**Card No.- 25**

- 1) Write oral manifestation of HIV.
- 2) Describe different types of investigation in HIV.
- 3) Management of PEP.
- 4) Write differential diagnosis of HIV.
- 5) Classify HIV.

**Maharashtra Institute of Dental Sciences & Research (DENTAL COLLEGE) Latur**

**Department of Oral Medicine And Radiology**

**Topic- Malignment Diseases of The Jaw**

**Card No.- 26**

- 1) CRAB criteria for multiple myeloma.
- 2) Radiographic features of Osteosarcoma.
- 3) Oral manifestation of neuro fibromatosis.
- 4) Oral manifestation of multiple myeloma.
- 5) Describe Ewing's sarcoma.

  
**Principal**  
**M. I. D. S. R. Dental College**  
**LATUR**

**DEPARTMENT OF CONSERVATIVE DENTISTRY &  
ENDODONTICS**

**IIInd BDS**

**Maharashtra Institute of Dental Sciences & Research (DENTAL COLLEGE) Latur**

**Department of Conservative Dentistry & Endodontics**

**Topic- Nomenclature of cavity preparation**

**Card No.-**

**1**

- 1) Define line angle & point angle.
- 2) Enumerate various internal walls and external walls.
- 3) What is enameloplasty?
- 4) What is Cavosurface angle?
- 5) Difference between axial wall and pulpal floor.

**Maharashtra Institute of Dental Sciences & Research (DENTAL COLLEGE) Latur**

**Department of Conservative Dentistry & Endodontics**

**Topic-Cavity Preparation**

**Card No.-2**

- 1) Enumerate steps in cavity preparation.
- 2) Define retention form and give its features.
- 3) Define resistance form and give its features:
- 4) What is reverse curve?
- 5) What is convenience form?

**Maharashtra Institute of Dental Sciences & Research (DENTAL COLLEGE) Latur**

**Department of Conservative Dentistry & Endodontics**

**Topic-Matrices**

**Card No.-3**

- 1) What are Ideal requirements of Matrix?
- 2) What are Functions of Matrix?
- 3) What are Parts of Matrix?
- 4) Classify Matrices.
- 5) What is tofflemire matrix?

**Maharashtra Institute of Dental Sciences & Research (DENTAL COLLEGE) Latur**

**Department of Conservative Dentistry & Endodontics**

**Topic-Teeth Numbering System  
No.-4**

**Card**

- 1) What are various tooth number systems?
- 2) What is palmer system?
- 3) What is ADA system?
- 4) What are advantages of FDI system?
- 5) What is disadvantages palmer system?

  
**Principal**  
**M. I. D. S. R. Dental College**  
**LATUR**

**Maharashtra Institute of Dental Sciences & Research (DENTAL COLLEGE) Latur**

**Department of Conservative Dentistry & Endodontics**

**Topic- Diagnostic Instruments**

**Card No.-**

**5**

- 1) What are various diagnostics instruments?
- 2) Give functions and types of mouth mirrors.
- 3) What are types of explorers?
- 4) What is use of periodontal probe?

**Maharashtra Institute of Dental Sciences & Research (DENTAL COLLEGE) Latur**

**Department of Conservative Dentistry & Endodontics**

**Topic- Amalgam Restoration**

**Card**

**No.- 6**

- 1) Classify dental amalgam alloy.
- 2) Indication of amalgam restoration.
- 3) Enumerate steps in class -I amalgam restoration.
- 4) What is reverse curve?
- 5) What are failures of dental amalgam restoration?

  
**Principal**  
**M. I. D. S. R. Dental College**  
**LATUR**

**Maharashtra Institute of Dental Sciences & Research (DENTAL COLLEGE) Latur**

**Department of Conservative Dentistry & Endodontics**

**Topic- Restorative technique for amalgam restoration  
7**

**Card No.-**

- 1) What is Eames technique?
- 2) What is Trituration?
- 3) What are advantages of mulling?
- 4) What is condensation pressure while amalgam restoration?
- 5) What is Pre-curve burnishing?

**Maharashtra Institute of Dental Sciences & Research (DENTAL COLLEGE) Latur**


**Department of Conservative Dentistry & Endodontics**

**Topic- Class-II Amalgam Restoration  
8**

**Card No.-**

- 1) Enumerate steps in class -II amalgam restoration.
- 2) What is proximal box?
- 3) What is difference between punch cut and ditch cut?
- 4) Features of primary resistance form.
- 5) Give modifications in class-II cavity design for amalgam.





**Maharashtra Institute of Dental Sciences & Research (DENTAL COLLEGE) Latur**

**Department of Conservative Dentistry & Endodontics**

**Topic- Caries  
09**

**Card No.-**

- 1) Define operative dentistry.
- 2) Define caries
- 3) Classify caries.
- 4) What are Secondary caries?
- 5) What are senile caries?

**Maharashtra Institute of Dental Sciences & Research (DENTAL COLLEGE) Latur**

**Department of Conservative Dentistry & Endodontics**

**Topic- Fundamentals of tooth preparation  
10**

**Card No.-**

*Principal*  
**M. I. D. S. R. Dental College  
LATUR**

<ol style="list-style-type: none"><li>1) What are steps in cavity preparation?</li><li>2) Resistance form.</li><li>3) Retention form.</li><li>4) Convenience form.</li><li>5) Pulp protection.</li></ol>

<b>Maharashtra Institute of Dental Sciences &amp; Research (DENTAL COLLEGE) Latur</b>	
<b>Department of Conservative Dentistry &amp; Endodontics</b>	
<b>Topic- Infection Control</b>	<b>Card No.- 11</b>
<ol style="list-style-type: none"><li>1) What is sterilization?</li><li>2) Different methods of sterilization.</li><li>3) Autoclave.</li><li>4) ETOX sterilization.</li><li>5) Personal barrier protection.</li></ol>	

  
**Principal**  
**M. I. D. S. R. Dental College**  
**LATUR**

**Maharashtra Institute of Dental Sciences & Research (DENTAL COLLEGE) Latur**

**Department of Conservative Dentistry & Endodontics**

**Topic- Amalgam Restoration  
12**

**Card No.-**

- 1) Mulling.
- 2) Classify silver amalgam alloy.
- 3) Depth of amalgam cavity preparation.
- 4) Delayed expansion.
- 5) Mercury toxicity.

**Maharashtra Institute of Dental Sciences & Research (DENTAL COLLEGE) Latur**

**Department of Conservative Dentistry & Endodontics**

**Topic- Liners, Bases & Varnishes  
13**

**Card No.-**

- 1) Application of varnish.
- 2) What are different types of bases.
- 3) Liner application.
- 4) Uses of bases.
- 5) Application of bases.

  
**M. I. D. S. R. Dental College  
LATUR**

**Maharashtra Institute of Dental Sciences & Research (DENTAL COLLEGE) Latur**

**Department of Conservative Dentistry & Endodontics**

**Topic- Hand Instruments  
14**

**Card No.-**

- 1) Classify hand instruments.
- 2) Instrument formula.
- 3) GMT
- 4) Condensers.
- 5) Carvers.


**Maharashtra Institute of Dental Sciences & Research (DENTAL COLLEGE) Latur**

**Department of Conservative Dentistry & Endodontics**

**Topic- GIC  
15**

**Card No.-**

- 1) Classify GIC.
- 2) Uses of GIC.
- 3) Setting reaction of GIC.
- 4) Composition of GIC.
- 5) Miracle Mix.

  
**Principal**  
**M. I. D. S. R. Dental College**  
**LATUR**

**Maharashtra Institute of Dental Sciences & Research (DENTAL COLLEGE) Latur**

**Department of Conservative Dentistry & Endodontics**

**Topic- Direct filling Gold**

**Card No.- 16**

- 1) Classification of Direct filling gold.
- 2) Gold alloy.
- 3) Gold foil.
- 4) Annealing.
- 5) Gold pellets.

**Maharashtra Institute of Dental Sciences & Research (DENTAL COLLEGE) Latur**

**Department of Conservative Dentistry & Endodontics**

**Topic- Composite**

**Card No.- 17**

- 1) Classify composite.
- 2) What is composition of composite?
- 3) What are dentin bonding agents?
- 4) Uses of composite.
- 5) What is Etching?

  
**Principal**  
**M. I. D. S. R. Dental College**  
**LATUR**

**Maharashtra Institute of Dental Sciences & Research (DENTAL COLLEGE) Latur**

**Department of Conservative Dentistry & Endodontics**

**Topic- Cast Restoration  
18**

**Card No.-**

- 1) What is inlay?
- 2) What is onlay?
- 3) Indications of inlay.
- 4) What are Casting Defects?
- 5) What are Bevels?

**Maharashtra Institute of Dental Sciences & Research (DENTAL COLLEGE) Latur**

**Department of Conservative Dentistry & Endodontics**

**Topic- Caries**

**Card No.- 19**

- 1) What are nursing bottle caries?
- 2) How to diagnose dental caries.
- 3) What is cervical burnout?
- 4) what is high risk caries index?
- 5) How will you prevent caries?

*Principal*  
**Principal**  
M. I. D. S. R. Dental College  
LATUR

**Maharashtra Institute of Dental Sciences & Research (DENTAL COLLEGE) Latur**

**Department of Conservative Dentistry & Endodontics**

**Topic- Wedges**

**Card No.- 20**

- 1) What are wedges?
- 2) What are types of wedges?
- 3) What are functions of wedges?
- 4) What is piggyback wedging?

**Maharashtra Institute of Dental Sciences & Research (DENTAL COLLEGE) Latur**

**Department of Conservative Dentistry & Endodontics**

**Topic- Operator Positions**

**Card No.-21**

- 1) Enumerate various operator positions in dentistry
- 2) What is four handed dentistry?
- 3) What should be the position of chair light?
- 4) What are advantages of magnification?
- 5) What are different patient positions?

  
**Principal**  
**M. I. D. S. R. Dental College**  
**LATUR**

**Maharashtra Institute of Dental Sciences & Research (DENTAL COLLEGE) Latur**

**Department of Conservative Dentistry & Endodontics**

**Topic- Teeth and supporting structures**

**Card No.22**

- 1) What is tooth composed of?
- 2) What is composition of Enamel
- 3) What is clinical significance of dentin?
- 4) What is pulp dentin complex?
- 5) What are functions of Enamel?

**Maharashtra Institute of Dental Sciences & Research (DENTAL COLLEGE) Latur**

**Department of Conservative Dentistry & Endodontics**

**Topic- Dental Caries**

**Card No.-23**

- 1) What are different theories of dental caries?
- 2) What are incipient caries?
- 3) What is residual caries?
- 4) What are traditional methods of diagnosis of caries?
- 5) Difference between infected and affected dentin

  
**Principal**  
**M. I. D. S. R. Dental College**  
**LATUR**



**Maharashtra Institute of Dental Sciences & Research (DENTAL COLLEGE) Latur**

**Department of Conservative Dentistry & Endodontics**

**Topic- mercury toxicity**

**Card No.-24**

- 1) What is mercury toxicity?
- 2) What is mercury spillage management?
- 3) What are various mercury hygiene recommendations?
- 4) What are various measures to reduce mercury exposure in dental clinic?
- 5) What are symptoms of mercury toxicity?

**Maharashtra Institute of Dental Sciences & Research (DENTAL COLLEGE) Latur**

**Department of Conservative Dentistry & Endodontics**

**Topic- instruments in operative dentistry**

**Card No.-25**

- 1) What are low speed rotary instruments used for?
- 2) Enumerate various speed ranges for rotary instruments.
- 3) What are different types of hand pieces?
- 4) Parts of dental burs.
- 5) Enumerate various instrument grasping methods?

  
**Principal**  
**M. I. D. S. R. Dental College**  
**LATUR**

**DEPARTMENT OF CONSERVATIVE DENTISTRY &  
ENDODONTICS**

**IVth BDS**

**Maharashtra Institute of Dental Sciences & Research (DENTAL COLLEGE) Latur**

**Department of Conservative Dentistry & Endodontics**

**Topic- Development of Tooth & Endodontic Microbiology**

**Card No.-1**

- 1) What are the different stages of tooth development?
- 2) What are the functions of pulp?
- 3) Effects of aging on pulp
- 4) What is bio film?
- 5) What is E. Faecalis?

**Maharashtra Institute of Dental Sciences & Research (DENTAL COLLEGE) Latur**

**Department of Conservative Dentistry & Endodontics**

**Topic-Rationale of Endodontics & Diseases of pulp**

**Card No.-2**

- 1) Zones of fish
- 2) Classify diseases of pulp.
- 3) Cause of pulp diseases.
- 4) Irreversible pulpitis.
- 5) Calcific degeneration of pulp

**Maharashtra Institute of Dental Sciences & Research (DENTAL COLLEGE) Latur**

**Department of Conservative Dentistry & Endodontics**

**Topic-Diseases of periradicular tissues & diagnosis  
No.-3**

**Card**

- 1) Classify periradicular diseases.
- 2) What is condensing osteitis?
- 3) Classify root resorption.
- 4) Define dentinal hypersensitivity.
- 5) Uses of radiograph in endodontics

  
**Principal.**  
**M. I. D. S. R. Dental College**  
**LATUR**

**Maharashtra Institute of Dental Sciences & Research (DENTAL COLLEGE) Latur**

**Department of Conservative Dentistry & Endodontics**

**Topic-Endodontic emergencies & Magnification  
4**

**Card No.-**

- 1) What is cracked tooth syndrome?
- 2) What is endodontics flare-up?
- 3) What are the uses of Microscope?
- 4) Drugs for Endodontic pain management.
- 5) Classify endodontic emergencies.

**Maharashtra Institute of Dental Sciences & Research (DENTAL COLLEGE) Latur**

**Department of Conservative Dentistry & Endodontics**

**Topic- Isolation & Sterilization  
No.- 5**

**Card**

- 1) Components rubber dam kit.
- 2) Advantages of rubber dam.
- 3) What is glass bead sterilizer?
- 4) Different methods of sterilization.
- 5) Different methods of isolation.

  
**Principal**  
**M. I. D. S. R. Dental College**  
**LATUR**

**Maharashtra Institute of Dental Sciences & Research (DENTAL COLLEGE) Latur**

**Department of Conservative Dentistry & Endodontics**

**Topic- Vital pulp therapy & Apexification**  
**6**

**Card No.-**

- 1) What is Apexification?
- 2) What is apexogenesis?
- 3) Direct pulp capping
- 4) Indirect pulp capping
- 5) What is pulpotomy?

**Maharashtra Institute of Dental Sciences & Research (DENTAL COLLEGE) Latur**

**Department of Conservative Dentistry & Endodontics**

**Topic- Anatomy of pulp cavity**  
**7**

**Card No.-**

- 1) What are the layers of tooth?
- 2) What is root canal?
- 3) Laws of access opening.
- 4) C-shaped canal.
- 5) What is isthmus?

**Maharashtra Institute of Dental Sciences & Research (DENTAL COLLEGE) Latur**

**Department of Conservative Dentistry & Endodontics**

**Topic- Shaping and Cleaning  
8**

**Card No.-**

- 1) What are the different methods of cleaning and shaping?
- 2) Recapitulation.
- 3) Step back technique.
- 4) Crown down technique.
- 5) Methods of Working length determination.

**Maharashtra Institute of Dental Sciences & Research (DENTAL COLLEGE) Latur**

**Department of Conservative Dentistry & Endodontics**

**Topic- Endodontic Instruments**

**Card No.- 9**

- 1) Classify endodontic instruments.
- 2) Differentiate between files and reamers.
- 3) Uses of spreader and plugger.
- 4) What are broaches?
- 5) Color coding of files.

Blank box for student information or notes.

**Maharashtra Institute of Dental Sciences & Research (DENTAL COLLEGE) Latur**

**Department of Conservative Dentistry & Endodontics**

**Topic- Irrigation and Intracanal Medicaments  
10**

**Card No.-**

- 1) What are different irrigants?
- 2) Ideal requirements of irrigant.
- 3) What are different Intracanal Medicaments?
- 4) MTAD
- 5) EDTA

**Maharashtra Institute of Dental Sciences & Research (DENTAL COLLEGE) Latur**

**Department of Conservative Dentistry & Endodontics**

**Topic- Obturation  
11**

**Card No.-**

*S. S. R.*  
**Principal**  
**M. I. D. S. R. Dental College**  
**LATUR**

- 1) Ideal requirements of Root canal filling material.
- 2) What is gutta percha?
- 3) Different techniques of Obturation.
- 4) What are different root canal sealers?
- 5) Lateral condensation technique.

**Maharashtra Institute of Dental Sciences & Research (DENTAL COLLEGE) Latur**

**Department of Conservative Dentistry & Endodontics**

**Topic- Traumatic Injuries & Endo-Perio relationship  
12**

**Card No.-**

- 1) Classify Traumatic Injuries.
- 2) Tooth avulsion.
- 3) Difference between external and internal root resorption.
- 4) Classify Endo-Perio lesions.

**Maharashtra Institute of Dental Sciences & Research (DENTAL COLLEGE) Latur**

**Department of Conservative Dentistry & Endodontics**

**Topic- Endodontic Surgery & Tooth Bleaching  
13**

**Card No.-**

**Principal**  
**M. I. D. S. R. Dental College**  
**LATUR**



<ol style="list-style-type: none"><li>1) Different surgical flap designs.</li><li>2) Classification of endodontic surgery</li><li>3) What is apicectomy?</li><li>4) Walking bleach technique.</li><li>5) Microabrasion.</li></ol>

<b>Maharashtra Institute of Dental Sciences &amp; Research (DENTAL COLLEGE) Latur</b>	
<b>Department of Conservative Dentistry &amp; Endodontics</b>	
<b>Topic- Caries</b> <b>14</b>	<b>Card No.-</b>
<ol style="list-style-type: none"><li>1) Define operative dentistry.</li><li>2) Define caries</li><li>3) Classify caries.</li><li>4) What are Secondary caries?</li><li>5) What are senile caries?</li></ol>	

  
**Principal**  
**M. I. D. S. R. Dental College**  
**LATUR**

**Maharashtra Institute of Dental Sciences & Research (DENTAL COLLEGE) Latur**

**Department of Conservative Dentistry & Endodontics**

**Topic- Fundamentals of tooth preparation  
15**

**Card No.-**

- 1) What are steps of cavity preparation?
- 2) Resistance form.
- 3) Retention form.
- 4) Convenience form.
- 5) Pulp protection.

**Maharashtra Institute of Dental Sciences & Research (DENTAL COLLEGE) Latur**

**Department of Conservative Dentistry & Endodontics**

**Topic- Infection Control**

**Card No.- 16**

- 1) What is sterilization?
- 2) Different methods of sterilization.
- 3) Autoclave.
- 4) ETOX sterilization.
- 5) Personal barrier protection.

  
**Principal**  
**M. I. D. S. R. Dental College**  
**LATUR**

**Maharashtra Institute of Dental Sciences & Research (DENTAL COLLEGE) Latur**

**Department of Conservative Dentistry & Endodontics**

**Topic- Amalgam Restoration  
17**

**Card No.-**

- 1) Mulling.
- 2) Classify silver amalgam alloy.
- 3) Depth of amalgam cavity preparation.
- 4) Delayed expansion.
- 5) Mercury toxicity.

**Maharashtra Institute of Dental Sciences & Research (DENTAL COLLEGE) Latur**

**Department of Conservative Dentistry & Endodontics**

**Topic- Liners, Bases & Varnishes  
18**

**Card No.-**

- 1) Application of varnish.
- 2) What are different types of bases.
- 3) Liner application.
- 4) Uses of bases.
- 5) Application of bases.

**Maharashtra Institute of Dental Sciences & Research (DENTAL COLLEGE) Latur**

**Department of Conservative Dentistry & Endodontics**

**Topic- Non-Carious Lesions.  
19**

**Card No.-**

- 1) Abrasion.
- 2) Erosion.
- 3) Attrition.
- 4) Abfraction.
- 5) Management of non carious lesions.

**Maharashtra Institute of Dental Sciences & Research (DENTAL COLLEGE) Latur**

**Department of Conservative Dentistry & Endodontics**

**Topic- Dentin Hypersensitivity**

**Card No.- 20**

  
**Principal**  
**M. I. D. S. R. Dental College**  
**LATUR**

- 1) Define dentin hypersensitivity.
- 2) What are different theories of dentin hypersensitivity?
- 3) What is hydrodynamic theory.
- 4) Management of dentin hypersensitivity.

**Maharashtra Institute of Dental Sciences & Research (DENTAL COLLEGE) Latur**

**Department of Conservative Dentistry & Endodontics**

**Topic- Hand Instruments  
21**

**Card No.-**

- 1) Classify hand instruments.
- 2) Instrument formula.
- 3) GMT
- 4) Condensers.
- 5) Carvers.

**Maharashtra Institute of Dental Sciences & Research (DENTAL COLLEGE) Latur**

**Department of Conservative Dentistry & Endodontics**

**Topic- GIC  
22**

**Card No.-**

- 1) Classify GIC.
- 2) Uses of GIC.
- 3) Setting reaction of GIC.
- 4) Composition of GIC.
- 5) Miracle Mix.

**Maharashtra Institute of Dental Sciences & Research (DENTAL COLLEGE) Latur**

**Department of Conservative Dentistry & Endodontics**

**Topic- Direct filling Gold**

**Card No.- 23**

- 1) Classification of Direct filling gold.
- 2) Gold alloy.
- 3) Gold foil.
- 4) Annealing.
- 5) Gold pellets.

**Maharashtra Institute of Dental Sciences & Research (DENTAL COLLEGE) Latur**

**Department of Conservative Dentistry & Endodontics**

**Topic- Composite**

**Card No.- 24**

*Singh*  
**Principal**  
**M. I. D. S. R. Dental College**  
**LATUR**

- 1) Classify composite.
- 2) Composition of composite.
- 3) Dentin bonding agents.
- 4) Uses of composite.
- 5) What is Etching.

**Maharashtra Institute of Dental Sciences & Research (DENTAL COLLEGE) Latur**

**Department of Conservative Dentistry & Endodontics**

**Topic- Cast Restoration  
25**

**Card No.-**

- 1) What is inlay?
- 2) What is onlay?
- 3) Indication of inlay.
- 4) Casting Defects.
- 5) Bevels.

**Principal**  
**M. I. D. S. R. Dental College**  
**LATUR**

**DEPARTMENT OF PUBLIC HEALTH DENTISTRY**

**Maharashtra Institute of Dental Sciences & Research (DENTAL COLLEGE) Latur  
Department of Public Health Dentistry**

**Topic- Concept of Health and Disease      Card No.-1**

- 1) Definition of Health?
- 2) Dimensions of Health
- 3) Determination of Health?
- 4) Spectrum of Health.
- 5) Indicators of health.

**Maharashtra Institute of Dental Sciences & Research (DENTAL COLLEGE) Latur  
Department of Public Health Dentistry**

**Topic- Concept of Health and Disease      Card No.-2**

**Principal**  
**M. I. D. S. R. Dental College**  
**LATUR**



- 1) Millennium Developmental goals
- 2) What is Multifactorial causation?
- 3) Web of Causation
- 4) Levels of Prevention and Modes of intervention.
- 5) Iceberg of disease.

**Maharashtra Institute of Dental Sciences & Research (DENTAL COLLEGE) Latur**  
**Department of Department of Public Health Dentistry**

**Topic- Epidemiology**

**Card No.-3**

- 1) Definition of Epidemiology.
- 2) Tools of measurement of Epidemiology?
- 3) What are analytical studies?
- 4) Matching.
- 5) Bias and types of Bias.

**Maharashtra Institute of Dental Sciences & Research (DENTAL COLLEGE) Latur**  
**Department of Public Health Dentistry**

**Topic- Epidemiology**

**Card No.-4**

  
**Principal**  
**M. I. D. S. R. Dental College**  
**LATUR**

- 1) Relative risk and Attributable risk?
- 2) Randomization.
- 3) Confounding factor.
- 4) Blinding and Types of Blinding.
- 5) Uses of Epidemiology.

**Maharashtra Institute of Dental Sciences & Research (DENTAL COLLEGE) Latur  
Department of Public Health Dentistry**

**Topic- Water**

**Card No.-5**

- 1) Safe Water
- 2) Purification of water on large scale.
- 3) Purification of water on small scale.
- 4) Water quality- Criteria and Standards
- 5) Removal of hardness of Water

**Maharashtra Institute of Dental Sciences & Research (DENTAL COLLEGE) Latur  
Department of Public Health Dentistry**

**Topic- Health Care of the Community**

**Card No. 6**

*Principal*  
**M. I. D. S. R. Dental College  
LATUR**

- 1) Principles of Primary Health Care
- 2) Anganwadi worker.
- 3) ASHA worker.
- 4) ESL
- 5) Voluntary Health Agencies

**Maharashtra Institute of Dental Sciences & Research (DENTAL COLLEGE) Latur  
Department of Public Health Dentistry**

**Topic- International Health**

**Card No.-7**

- 1) WHO.
- 2) Work of WHO
- 3) UNICEF
- 4) UNESCO
- 5) NGO's

**Maharashtra Institute of Dental Sciences & Research (DENTAL COLLEGE) Latur  
Department of Public Health Dentistry**

**Topic- Health Education and Communication**

**Card No.-8**

*Principal*  
**M. H. D. S. R. Dental College  
LATUR**

- 1) Definition of Health Education
- 2) Regulatory Approaches to Health Education.
- 3) Models of Health Education.
- 4) Principles of Health Education.
- 5) Communication methods.

**Maharashtra Institute of Dental Sciences & Research (DENTAL COLLEGE) Latur**  
**Department of Department of Public Health Dentistry**  
**Topic- Health Education and Communication                      Card No.-9**

- 1) Educational Aids used in Health Education.
- 2) Methods of Health Education
- 3) Definition of Health Promotion.
- 4) Action areas for Health Promotion.
- 5) Approaches to Health Promotion.

  
**Principal**  
**M. I. D. S. R. Dental College**  
**LATUR**

**Maharashtra Institute of Dental Sciences & Research (DENTAL COLLEGE) Latur**  
**Department of Department of Public Health Dentistry**  
**Topic- Hospital Waste Management** **Card No.-10**

- 1) Definition of Bio-medical waste.
- 2) Incineration.
- 3) Wet and dry thermal treatment.
- 4) Land disposal.
- 5) Bio-Medical Waste Management in India.

**Maharashtra Institute of Dental Sciences & Research (DENTAL COLLEGE) Latur**  
**Department of Department of Public Health Dentistry**  
**Topic- Ethics in Health Care** **Card No.-11**

- 1) Hippocratic Oath
- 2) Ethical Principles
- 3) Duties towards Patients.
- 4) Duties towards one another.
- 5) Unethical practices

  
**Principal**  
**M. I. D. S. R. Dental College**  
**LATUR**

<b>Maharashtra Institute of Dental Sciences &amp; Research (DENTAL COLLEGE) Latur</b> <b>Department of Department of Public Health Dentistry</b>	
<b>Topic- Medical Jurisprudence</b>	<b>Card No.-12</b>
<ol style="list-style-type: none"><li>1) Doctor patient relationship.</li><li>2) Consent.</li><li>3) Types of Consent.</li><li>4) Rights of patients</li><li>5) Do's and for Health Professionals</li></ol>	

<b>Maharashtra Institute of Dental Sciences &amp; Research (DENTAL COLLEGE) Latur</b> <b>Department of Department of Public Health Dentistry</b>	
<b>Topic- Research Methodology</b>	<b>Card No.-13</b>
<ol style="list-style-type: none"><li>1) Definition of Research?</li><li>2) Categories of Research.</li><li>3) Sample</li><li>4) Sampling Methods</li><li>5) Sample size</li></ol>	

**Principal**  
**M. I. D. S. R. Dental College**  
**LATUR**

<p style="text-align: center;"><b>Maharashtra Institute of Dental Sciences &amp; Research (DENTAL COLLEGE) Latur</b> <b>Department of Department of Public Health Dentistry</b></p> <p><b>Topic- Research Methodology</b> <span style="float: right;"><b>Card No.-14</b></span></p>
<ol style="list-style-type: none"><li>1) Methods of data collection</li><li>2) Presentation of Data</li><li>3) Histogram</li><li>4) Hypothesis and Types of hypotheses.</li><li>5) Evidence of hierarchy</li></ol>

<p style="text-align: center;"><b>Maharashtra Institute of Dental Sciences &amp; Research (DENTAL COLLEGE) Latur</b> <b>Department of Department of Public Health Dentistry</b></p> <p><b>Topic- Biostatistics</b> <span style="float: right;"><b>Card No.-15</b></span></p>
<ol style="list-style-type: none"><li>1) Define biostatistics.</li><li>2) Variable.</li><li>3) P value.</li><li>4) Measures of Central tendency</li><li>5) Measures of Dispersion</li></ol>

**Maharashtra Institute of Dental Sciences & Research (DENTAL COLLEGE) Latur**  
**Department of Department of Public Health Dentistry**

**Topic– Biostatistics**

**Card No.-16**

- 1) Normal Curve.
- 2) Paired and Unpaired tests.
- 3) ANOVA
- 4) Chi-square test
- 5) Correlation and regression

**Maharashtra Institute of Dental Sciences & Research (DENTAL COLLEGE) Latur**  
**Department of Public Health Dentistry**

**Topic- Epidemiology of Dental Caries    Card No.-17**

- 1) Epidemiological factors of Dental Caries
- 2) Caries Activity tests
- 3) Caries risk assessment.
- 4) Cariogram.
- 5) Dental caries vaccine

  
**Principal,**  
**M. I. D. S. R. Dental College**  
**LATUR**



**Maharashtra Institute of Dental Sciences & Research (DENTAL COLLEGE) Latur**  
**Department of Public Health Dentistry**  
**Topic- Epidemiology of Periodontal Disease      Card No.-18**

- 1) Epidemiological factors of Periodontal Disease
- 2) Classification
- 3) Etiology
- 4) Prevention
- 5) Plaque control

**Maharashtra Institute of Dental Sciences & Research (DENTAL COLLEGE) Latur**  
**Department of Public Health Dentistry**  
**Topic- Epidemiology of Oral Cancer      Card No.-19**

- 1) Etiology and risk factors of Oral cancer
- 2) TNM system of tumor staging.
- 3) Approaches in the control of Oral Cancer.
- 4) Tobacco Cessation.
- 5) Difference between NUG and primary herpetic gingivostomatitis.

  
**Principal**  
**M. I. D. S. R. Dental College**  
**LATUR**

**Maharashtra Institute of Dental Sciences & Research (DENTAL COLLEGE) Latur**  
**Department of Public Health Dentistry**

**Topic- Epidemiology of Malocclusion      Card No.-20**

- 1) Definition.
- 2) Epidemiological factors of Malocclusion.
- 3) Classification
- 4) Etiology of Malocclusion.
- 5) Unfavorable sequelae of malocclusion

**Maharashtra Institute of Dental Sciences & Research (DENTAL COLLEGE) Latur**  
**Department of Public Health Dentistry**

**Topic- School Oral Health Program      Card No.-21**

- 1) Definition.
- 2) Aspects of school health programs.
- 3) Objectives.
- 4) Ideal requirements.
- 5) Advantages.

  
**Principal**  
**M. I. D. S. R. Dental College**  
**LATUR**

**Maharashtra Institute of Dental Sciences & Research (DENTAL COLLEGE) Latur**

**Department of Public Health Dentistry**

**Topic- School Oral Health Program**

**Card No -22**

- 1) Components of School oral health Program.
- 2) School oral health programs.
- 3) Blanket referral
- 4) Incremental Care
- 5) Comprehensive Care

**Maharashtra Institute of Dental Sciences & Research (DENTAL COLLEGE) Latur**

**Department of Public Health Dentistry**

**Topic- Nutrition and Oral Health**

**Card No.-23**

- 1) Classification of foods.
- 2) Nutrients.
- 3) Balanced diet.
- 4) Effect of nutrition on oral tissues.
- 5) Preventive measures.

  
**Principal**  
**M. I. D. S. R. Dental College**  
**LATUR**

**Maharashtra Institute of Dental Sciences & Research (DENTAL COLLEGE) Latur**  
**Department of Public Health Dentistry**

**Topic- Survey Procedures in Dentistry**

**Card No.-24**

- 1) Definition of Survey
- 2) Types of Surveys.
- 3) Uses of surveys
- 4) Methods of data collection
- 5) Steps in Surveying

**Maharashtra Institute of Dental Sciences & Research (DENTAL COLLEGE) Latur**  
**Department of Public Health Dentistry**

**Topic- Planning and Evaluation**

**Card No.-25**

- 1) Definition of planning
- 2) Planning Cycle.
- 3) Purposes of Planning.
- 4) Types of Planning.
- 5) Steps in Planning

**Principal**  
**M. I. D. S. R. Dental College**  
**LATUR**

**Maharashtra Institute of Dental Sciences & Research (DENTAL COLLEGE) Latur**  
**Department of Public Health Dentistry**  
**Topic- Planning and Evaluation** **Card No.-26**

- 1) Definition of evaluation
- 2) Types of evaluation
- 3) Criteria used in evaluation of dental services
- 4) Guidelines of evaluation.
- 5) Steps of evaluation

**Maharashtra Institute of Dental Sciences & Research (DENTAL COLLEGE) Latur**  
**Department of Public Health Dentistry**  
**Topic- Dental Manpower** **Card No.-27**

- 1) Definition of Dental auxiliaries
- 2) Classification of Dental auxiliaries.
- 3) Frontier auxiliaries.
- 4) New auxiliary types
- 5) Degrees of supervision of auxiliaries

  
**Principal**  
**M. I. D. S. R. Dental College**  
**LATUR**

**Maharashtra Institute of Dental Sciences & Research (DENTAL COLLEGE) Latur  
Department of Public Health Dentistry**

**Topic- Finance in dental care**

**Card No.-28**

- 1) Third party
- 2) Delta plan
- 3) 90%
- 4) Mechanism of payment for dental care
- 5) Dental finance in India

**Maharashtra Institute of Dental Sciences & Research (DENTAL COLLEGE) Latur  
Department of Public Health Dentistry**

**Topic- Fluorides**

**Card No.-29**

- 1) History of fluorides
- 2) Mechanism of action of fluorides
- 3) Fluoride delivery methods
- 4) Toxicity of fluorides
- 5) Defluoridation of water

*Sand*  
**Principal**  
**M. I. D. S. R. Dental College**  
**LATUR**

<b>Maharashtra Institute of Dental Sciences &amp; Research (DENTAL COLLEGE) Latur</b>	
<b>Department of Public Health Dentistry</b>	
<b>Topic- Pit And fissure sealant</b>	<b>Card No.-30</b>
<ol style="list-style-type: none"> <li>1) Morphology of Pits and Fissures</li> <li>2) Classification of sealant materials</li> <li>3) Indications and contraindications of sealants</li> <li>4) Techniques for the placement of the sealants</li> <li>5) Factors Affecting Sealant retention</li> </ol>	

<b>Maharashtra Institute of Dental Sciences &amp; Research (DENTAL COLLEGE) Latur</b>	
<b>Department of Public Health Dentistry</b>	
<b>Topic- ART</b>	<b>Card No.-31</b>
<ol style="list-style-type: none"> <li>1) Principles of ART</li> <li>2) Indications and contraindication of ART</li> <li>3) Advantages and Limitations of ART</li> <li>4) Instruments and Materials for ART</li> <li>5) Procedure Of ART</li> </ol>	

Principal  
M. I. D. S. R. Dental College  
LATUR

<b>Maharashtra Institute of Dental Sciences &amp; Research (DENTAL COLLEGE) Latur</b>	
<b>Department of Public Health Dentistry</b>	
<b>Topic-Mobile Dental Clinics</b>	<b>Card No.-32</b>
<ol style="list-style-type: none"> <li>1) Goals And objectives of Mobile Dental services</li> <li>2) Need for Mobile Dental clinic</li> <li>3) Specifications of Mobile dental Clinic</li> <li>4) Advantages Disadvantages Of Mobile Clinic</li> <li>5) Target Population</li> </ol>	

<b>Maharashtra Institute of Dental Sciences &amp; Research (DENTAL COLLEGE) Latur</b>	
<b>Department of Public Health Dentistry</b>	
<b>Topic- Infection Control In dentistry</b>	<b>Card No.-33</b>
<ol style="list-style-type: none"> <li>1) Vaccines For dental health Care workers</li> <li>2) Universal Precautions</li> <li>3) Disinfections in dental laboratory</li> <li>4) Use And Care of Handpieces</li> <li>5) Handling of Biopsy Specimen</li> </ol>	

  
**Principal,**  
**M. I. D. S. R. Dental College**  
**LATUR**



<b>Maharashtra Institute of Dental Sciences &amp; Research (DENTAL COLLEGE) Latur</b>	
<b>Department of Public Health Dentistry</b>	
<b>Topic-Hazards in Dentistry</b>	<b>Card No.-34</b>
<ol style="list-style-type: none"> <li>1) Occupational Hazards</li> <li>2) Biological Hazards</li> <li>3) Chemical Hazards</li> <li>4) Physical Hazard</li> <li>5) Psychological Hazards</li> </ol>	

<b>Maharashtra Institute of Dental Sciences &amp; Research (DENTAL COLLEGE) Latur</b>	
<b>Department of Public Health Dentistry</b>	
<b>Topic- Indices</b>	<b>Card No.-35</b>
<ol style="list-style-type: none"> <li>1) Definition,</li> <li>2) Ideal Requisites of an Index</li> <li>3) Criteria for Selecting an Index</li> <li>4) Classification Of Indices</li> <li>5) Uses Of An Index</li> </ol>	

  
**Principal**  
**M. T. D. S. R. Dental College**  
**LATUR**

**Maharashtra Institute of Dental Sciences & Research (DENTAL COLLEGE) Latur**  
**Department of public Health Dentistry**

**Topic- Indices**

**Card No.-36**

- 1) Indices Used For assessing Oral Hygiene and Plaque
- 2) Indices Used For assessing gingival and periodontal disease
- 3) Indices Used For assessing Dental caries
- 4) Indices Used For assessing Fluorosis
- 5) Indices Used For assessing malocclusion

  
**Principal**  
**M. I. D. S. R. Dental College**  
**LATUR**

**DEPARTMENT OF ORAL PATHOLOGY**

**DENTAL ANATOMY**

**Maharashtra Institute of Dental Sciences & Research (DENTAL COLLEGE) Latur**

**Department of Oral pathology and microbiology  
DENTAL ANATOMY**

**Topic- The permanent incisors**

**Card No.- 1**

- 1) The scallops found on the newly erupted teeth are known as?
- 2) Where the contact areas for all human teeth are located?
- 3) In which incisor bifurcated root variation is found?
- 4) Which side the apex of root generally tilted?
- 5) In which incisor cingulum is cantered?

**Maharashtra Institute of Dental Sciences & Research (DENTAL COLLEGE) Latur**

**Department of Oral pathology and microbiology  
DENTAL ANATOMY**

**Topic- The permanent incisors**

**Card No.-2**

- 1) In which incisor labiolingual dimension is more than mesiodistal dimension?
- 2) What is the outline of pulp chamber in maxillary central incisors?
- 3) What is the age of eruption of permanent maxillary central incisors?
- 4) The first evidence of calcification of permanent mandibular lateral incisors takes place at the age of?
- 5) In which incisors depressions on the mesial and distal aspect of root is seen?

  
**Principal**  
**M. I. D. S. R. Dental College**  
**LATUR**  
2011

**Maharashtra Institute of Dental Sciences & Research (DENTAL COLLEGE) Latur**

**Department of Oral pathology and microbiology  
DENTAL ANATOMY**

**Topic- The permanent canine**

**Card No.- 3**

- 1) Which is the longest tooth in the mouth?
- 2) What is the feature that distinguishes maxillary canine from mandibular canine?
- 3) At what age the crown completion of permanent maxillary canine takes place?
- 4) The first evidence of calcification of permanent maxillary canine takes place at the age of?
- 5) Where is a distal contact point in maxillary canine is usually located?

**Maharashtra Institute of Dental Sciences & Research (DENTAL COLLEGE) Latur**

**Department of Oral pathology and microbiology  
DENTAL ANATOMY**

**Topic- The permanent canine**

**Card No.- 4**

- 1) Which is the permanent tooth in the oral cavity having the longest crown length?
- 2) Which fossa is formed by the canine eminence ridge on the anterior surface of maxilla?
- 3) In which tooth the cingulum is off centered?
- 4) What are the distinguishing features between maxillary right and left canine?
- 5) Which anterior tooth has labial ridge?

  
**Principal**  
**M. I. D. S. R. Dental College**  
**LATUR**

**Maharashtra Institute of Dental Sciences & Research (DENTAL COLLEGE) Latur**

**Department of Oral pathology and microbiology  
DENTAL ANATOMY**

**Topic- The permanent premolars**

**Card No.- 5**

- 1) Which premolar commonly has two roots?
- 2) What is the cross section of maxillary first premolar at Cementoenamel junction?
- 3) In which teeth lingual cusp tips are positioned off centered to the mesial?
- 4) what is the shape of maxillary premolar crown from occlusal view?
- 5) which tooth has deepest mid root depression on the distal aspect?

**Maharashtra Institute of Dental Sciences & Research (DENTAL COLLEGE) Latur**

**Department of Oral pathology and microbiology  
DENTAL ANATOMY**

**Topic- The permanent premolars**

**Card No.- 6**

- 1) What is canine fossa on tooth surface?
- 2) Lingual cusp is mesial in which aspect?
- 3) What is age of eruption of maxillary first premolar?
- 4) Which premolar have a well-developed mesiolingual groove?
- 5) Wrinkled appearance of occlusal surface is common in which premolar?

  
**Principal**  
**M. I. D. S. R. Dental College**  
**LATUR**

**Maharashtra Institute of Dental Sciences & Research (DENTAL COLLEGE) Latur**

**Department of Oral pathology and microbiology  
DENTAL ANATOMY**

**Topic- The permanent molars**

**Card No.- 7**

- 1) What is cusp of Carabelli?
- 2) How many cusps are seen in permanent maxillary first molar?
- 3) What is age of eruption of permanent maxillary first molar?
- 4) How many roots are seen in permanent maxillary first molar?
- 5) Which is longest root in permanent maxillary first molar?


**Maharashtra Institute of Dental Sciences & Research (DENTAL COLLEGE) Latur**

**Department of Oral pathology and microbiology  
DENTAL ANATOMY**

**Topic- The permanent molars**

**Card No.- 8**

- 1) In which molars crowns are wider mesiodistally than buccopalatally?
- 2) Which is the largest tooth in mandibular arch?
- 3) What is age of eruption of permanent mandibular first molar?
- 4) How many roots are seen in permanent mandibular first molar?
- 5) What is central pit?

  
**Principal**  
**M. I. D. S. R. Dental College**  
**LATUR**

**Maharashtra Institute of Dental Sciences & Research (DENTAL COLLEGE) Latur**

**Department of Oral pathology and microbiology  
DENTAL ANATOMY**

**Topic- Introduction to dental anatomy**

**Card No.- 9**

- 1) What is transition period ?
- 2) What is universal tooth numbering system ?
- 3) What is palmer tooth numbering system ?
- 4) What is FDI tooth numbering system ?
- 5) What is full form of FDI ?

**Maharashtra Institute of Dental Sciences & Research (DENTAL COLLEGE) Latur**

**Department of Oral pathology and microbiology  
DENTAL ANATOMY**

**Topic- Introduction to dental anatomy**

**Card No.- 10**

- 1) Define cusp ?
- 2) Define cingulum ?
- 3) Define ridge ?
- 4) Define pits ?
- 5) Define mamelon ?

**Principal**  
**M. I. D. S. R. Dental College**  
**LATUR**

**Maharashtra Institute of Dental Sciences & Research (DENTAL COLLEGE) Latur**

**Department of Oral pathology and microbiology  
DENTAL ANATOMY**

**Topic- Pulp chambers and canals**

**Card No.- 11**

- 1) What is coronal pulp ?
- 2) What is radicular pulp ?
- 3) What is root trunk ?
- 4) What is pulp horn ?
- 5) What is apical foramen ?

**Maharashtra Institute of Dental Sciences & Research (DENTAL COLLEGE) Latur**

**Department of Oral pathology and microbiology  
DENTAL ANATOMY**

**Topic- Occlusion**

**Card No.- 12**

- 1) Define occlusion ?
- 2) What is sequence of eruption of primary teeth ?
- 3) What is sequence of eruption of permanent teeth ?
- 4) Why mandibular permanent teeth erupt prior to permanent maxillary teeth ?
- 5) What is flush terminal plane ?

**Principal**  
**M. I. D. S. R. Dental College**  
**LATUR**



Maharashtra Institute of Dental Sciences & Research (DENTAL COLLEGE) Latur

Department of Oral pathology and microbiology  
DENTAL ANATOMY

Topic- Occlusion

Card No.- 13

- 1) What is overjet and overbite ?
- 2) What is curve of Spee ?
- 3) Angle's classification of occlusion .
- 4) What is incisal liability ?
- 5) What is leeway space ?

Maharashtra Institute of Dental Sciences & Research (DENTAL COLLEGE) Latur

Department of Oral pathology and microbiology  
DENTAL ANATOMY

Topic- Temporomandibular joint

Card No.- 14

- 1) What are functions of TMJ ?
- 2) What is type of joint of TMJ ?
- 3) What is glenoid fossa ?
- 4) What are boundaries of mandibular fossa ?
- 5) Muscles of mastication ?

  
Principal  
M. I. D. S. R. Dental College  
LATUR

**Maharashtra Institute of Dental Sciences & Research (DENTAL COLLEGE) Latur**

**Department of Oral pathology and microbiology  
DENTAL ANATOMY**

**Topic- Temporomandibular joint**

**Card No.- 15**

- 1) Which muscle is responsible for opening of mouth ?
- 2) What is synovial membrane ?
- 3) Ligaments of TMJ ?
- 4) Nerve supply of TMJ ?
- 5) Blood supply of TMJ ?

  
**Principal**  
**M. I. D. S. R. Dental College**  
**LATUR**

**DEPARTMENT OF ORAL PATHOLOGY**

**DENTAL HISTOLOGY**

**Maharashtra Institute of Dental Sciences & Research (DENTAL COLLEGE) Latur**

**Department of Oral pathology and microbiology**

**Topic-Cementum**

**Card No.-1**

- 1) Which type of cementum is first formed ?
- 2) Incremental lines of cementum are also called as ?
- 3) what are function of cementum ?
- 4) What is role of HERS in cementum development ?
- 5) what is Hypercementosis ?

**Maharashtra Institute of Dental Sciences & Research (DENTAL COLLEGE) Latur**

**Department of Oral pathology and microbiology**

**Topic-Cementum**

**Card No.-2**

- 1) What are the types of CEJ ?
- 2) Which type of CEJ is mostly seen?
- 3) What are cementocytes?
- 4) What is anatomical repair?
- 5) Differentiate between cementocytes and osteocytes ?

  
**Principal**  
**M. I. D. S. R. Dental College**  
**LATUR**

**Maharashtra Institute of Dental Sciences & Research (DENTAL COLLEGE) Latur**

**Department of Oral pathology and microbiology**

**Topic-Cementum**

**Card No.-3**

- 1) What are intrinsic fibres?
- 2) What is functional repair ?
- 3) What is thickness of cementum ?
- 4) What are extrinsic fibres ?
- 5) Difference between cementum and bone ?


**Maharashtra Institute of Dental Sciences & Research (DENTAL COLLEGE) Latur**

**Department of Oral pathology and microbiology**

**Topic- Enamel**

**Card No.- 4**

- 1) What are the formative cells of enamel ?
- 2) which cells are differentiated into ameloblasts ?
- 3) What are the incremental lines in enamel ?
- 4) What is neonatal line ?
- 5) In which teeth is the neonatal line present ?

  
**Principal**  
**M. I. D. S. R. Dental College**  
**LATUR**

**Maharashtra Institute of Dental Sciences & Research (DENTAL COLLEGE) Latur**

**Department of Oral pathology and microbiology**

**Topic- Enamel**

**Card No.- 5**

- 1) What are enamel tufts ?
- 2) What are enamel spindles ?
- 3) What are enamel lamellae ?
- 4) What are Hunter-Schreger bands ?
- 5) What is the chemical composition of enamel ?

**Maharashtra Institute of Dental Sciences & Research (DENTAL COLLEGE) Latur**

**Department of Oral pathology and microbiology**

**Topic- Dentin**

**Card No.- 6**

- 1) What is composition of dentin ?
- 2) What are the formative cells of dentin ?
- 3) What is the shape of dentinal tubules ?
- 4) What is peritubular dentin?
- 5) What is intertubular dentin?

*S. S. S.*  
**Principal**  
**M. I. D. S. R. Dental College**  
**LATUR**

**Maharashtra Institute of Dental Sciences & Research (DENTAL COLLEGE) Latur**

**Department of Oral pathology and microbiology**

**Topic- Dentin**

**Card No.- 7**

- 1) What is predentin ?
- 2) Where is the mantle dentin present ?
- 3) Where is the secondary dentin present ?
- 4) What are the incremental lines in dentin called ?
- 5) What is tome's granular layer ?

**Maharashtra Institute of Dental Sciences & Research (DENTAL COLLEGE) Latur**

**Department of Oral pathology and microbiology**

**Topic- Pulp**

**Card No.- 8**

- 1) What are the different zones in the pulp at periphery ?
- 2) What are the shapes of odontoblasts at different levels in pulp ?
- 3) What are the defence cells in the pulp ?
- 4) What are the functions of pulp ?
- 5) What are pulp stones ?

*S. S. S. S.*  
**Principal**  
**M. I. D. S. R. Dental College**  
**LATUR**

**Maharashtra Institute of Dental Sciences & Research (DENTAL COLLEGE) Latur**

**Department of Oral pathology and microbiology**

**Topic- Pulp**

**Card No.- 9**

- 1) What are the types of pulp stones ?
- 2) What is the difference between true and false pulp stones ?
- 3) What are the diffuse calcification ?
- 4) What is the significance of cell free zone ?
- 5) What are the accessory root canals ?

**Maharashtra Institute of Dental Sciences & Research (DENTAL COLLEGE) Latur**

**Department of Oral pathology and microbiology**

**Topic- Periodontal ligament**

**Card No.- 10**

- 1) Name the principal fibres of PDL ?
- 2) What are Sharpey's fibres ?
- 3) What are the functions of PDL ?
- 4) What are the cells present in PDL ?
- 5) What are cementicles ?

**Maharashtra Institute of Dental Sciences & Research (DENTAL COLLEGE) Latur**

**Department of Oral pathology and microbiology**

**Topic- Periodontal ligament**

**Card No.- 11**

- 1) What are defence cells of PDL ?
- 2) Appearance of PDL in middle third of root ?
- 3) Difference between PDL fibroblasts and gingival fibroblasts ?
- 4) What is crimping ?
- 5) What are age changes seen in PDL ?

**Maharashtra Institute of Dental Sciences & Research (DENTAL COLLEGE) Latur**

**Department of Oral pathology and microbiology**

**Topic- Alveolar Bone**

**Card No.- 12**

- 1) What are the functions of bone ?
- 2) How are the bones classified ?
- 3) What is haversian system ?
- 4) What is reversal line ?
- 5) What is resting line ?

*Sanghe*  
**Principal**  
**M. I. D. S. R. Dental College**  
**LATUR**



**Maharashtra Institute of Dental Sciences & Research (DENTAL COLLEGE) Latur**

**Department of Oral pathology and microbiology**

**Topic- Alveolar Bone**

**Card No.- 13**

- 1) What are Volkmann canals ?
- 2) What are the formative cells of bone ?
- 3) What are osteoclasts ?
- 4) What is woven bone ?
- 5) What is bundle bone ?

**Maharashtra Institute of Dental Sciences & Research (DENTAL COLLEGE) Latur**

**Department of Oral pathology and microbiology**

**Topic- Oral Mucous Membrane**

**Card No.- 14**

- 1) What is classification of oral mucosa ?
- 2) Which areas of oral mucosa are covered by masticatory mucosa ?
- 3) Which areas of oral mucosa are covered by lining mucosa ?
- 4) Which areas of oral mucosa are covered by specialized mucosa ?
- 5) What are the functions of oral mucosa ?

  
**Principal**  
**M. I. D. S. R. Dental College**  
**LATUR**

**Maharashtra Institute of Dental Sciences & Research (DENTAL COLLEGE) Latur**

**Department of Oral pathology and microbiology**

**Topic- Oral Mucous Membrane**

**Card No.- 15**

- 1) Difference between keratinized and non-keratinized epithelium?
- 2) What are non-keratinized areas in oral mucosa?
- 3) What are different zones of hard palate?
- 4) Classify papillae of tongue.
- 5) What are the age changes in oral mucosa?

*Sange*  
**Principal**  
**M. I. D. S. R. Dental College**  
**LATUR**

**DEPARTMENT OF ORAL PATHOLOGY**

**ORAL PATHOLOGY**

**Maharashtra Institute of Dental Sciences & Research (DENTAL COLLEGE) Latur**

**Department of Oral pathology and microbiology**

**Topic- Benign and malignant tumours of the oral cavity      Card no - 1**

- 1) What is the characteristic histopathologic feature of Osteosarcoma?
- 2) What is characteristic histopathological pattern seen in fibrosarcoma?
- 3) What is malignant melanoma?
- 4) What verrucous carcinoma?
- 5) What are the grades of squamous cell carcinoma?

**Maharashtra Institute of Dental Sciences & Research (DENTAL COLLEGE) Latur**

**Department of Oral pathology and microbiology**

**Topic- Benign and malignant tumours of the oral cavity      Card no - 2**

- 1) What is oral submucous fibrosis?
- 2) What is papilloma?
- 3) What is carcinoma in situ?
- 4) What are koilocytes?
- 5) What is leukoplakia?

  
**Principal**  
**M. I. D. S. R. Dental College**  
**LATUR**

**Maharashtra Institute of Dental Sciences & Research (DENTAL COLLEGE) Latur**

**Department of Oral pathology and microbiology**

**Topic- Tumours of salivary gland**

**Card no - 3**

- 1) Which is the most common benign salivary gland tumour?
- 2) Which is the most common histopathologic pattern of adenoid cystic carcinoma?
- 3) What are the histological grades of Mucoepidermoid carcinoma?
- 4) What is the classification of salivary gland tumour?
- 5) What is the most commonly involved salivary gland in pleomorphic adenoma?

**Maharashtra Institute of Dental Sciences & Research (DENTAL COLLEGE) Latur**

**Department of Oral pathology and microbiology**

**Topic- Odontogenic cyst**

**Card no - 4**

- 1) What are the characteristic histopathological features of odontogenic keratocyst?
- 2) Which cyst is always associated with the crown unerupted or impacted tooth?
- 3) Which cyst has the potential to undergo ameloblastomatous changes?
- 4) Which cyst shows presence of ghost cells?
- 5) What are ghost cells?

  
**Principal**  
**M. I. D. S. R. Dental College**  
**LATUR**

**Maharashtra Institute of Dental Sciences & Research (DENTAL COLLEGE) Latur**

**Department of Oral pathology and microbiology**

**Topic- Odontogenic tumours**

**Card no - 5**

- 1) What are the histological subtypes of ameloblastoma?
- 2) Which is the most common histological subtype of ameloblastoma?
- 3) In which type of ameloblastoma cyst formation is common?
- 4) What are Liesegang rings?
- 5) What are odontomes?

**Maharashtra Institute of Dental Sciences & Research (DENTAL COLLEGE) Latur**

**Department of Oral pathology and microbiology**

**Topic- Regressive alterations of teeth**

**Card no - 6**

- 1) Define attrition?
- 2) What are pulp stones?
- 3) What is the difference between true and false pulp stone?
- 4) What is diffuse calcification?
- 5) What are the types of pulp stone?

  
**Principal**  
**M. I. D. S. R. Dental College**  
**LATUR**

**Maharashtra Institute of Dental Sciences & Research (DENTAL COLLEGE) Latur**

**Department of Oral pathology and microbiology**

**Topic- Bacterial and mycotic infections**

**Card no - 7**

- 1) What are streptococci?
- 2) Which stain is used to stain corynebacterium diphtherium?
- 3) What are sulphur granules?
- 4) What is pyogenic granuloma?
- 5) Name the infection caused by candida albicans?

**Maharashtra Institute of Dental Sciences & Research (DENTAL COLLEGE) Latur**

**Department of Oral pathology and microbiology**

**Topic : Dental caries**

**Card no - 8**

- 1) What is the shape of the pit and fissure caries?
- 2) What are the different zones of enamel caries?
- 3) What are the Liquefaction foci described by Miller?
- 4) What are transverse clefts?
- 5) What are the various zones of carious dentin?

  
**Principal**  
**M. I. D. S. R. Dental College**  
**LATUR**

**Maharashtra Institute of Dental Sciences & Research (DENTAL COLLEGE) Latur**

**Department of Oral pathology and microbiology**

**Topic : Diseases of pulp and Periapical tissues**

**Card no - 9**

- 1) What is the chronic hyperplastic pulpitis?
- 2) What is the Periapical granuloma?
- 3) What is the sequestrum?
- 4) What is the involucrum?
- 5) What are Rushton bodies?

**Maharashtra Institute of Dental Sciences & Research (DENTAL COLLEGE) Latur**

**Department of Oral pathology and microbiology**

**Topic : Diseases of bones**

**Card no - 10**

- 1) What is the fibrous dysplasia?
- 2) What is the characteristic shape of bony trabeculae in fibrous dysplasia?
- 3) What is Paget's disease?
- 4) What is the histopathological appearance of Paget disease?
- 5) What is the other name of Paget's disease?

  
**Principal**  
**M. I. D. S. R. Dental College**  
**LATUR**

**Maharashtra Institute of Dental Sciences & Research (DENTAL COLLEGE) Latur**

**Department of Oral pathology and microbiology**

**Topic :Developmental disturbances of oral and paraoral structure**

**Card no -11**

1. Classify the developmental disturbances affecting the teeth?
2. What is Anodontia and types of Anodontia?
3. Name two syndromes associated with multiple supernumerary teeth?
4. Define neonatal teeth?
5. What is taurodontism and its classification?

**Maharashtra Institute of Dental Sciences & Research (DENTAL COLLEGE) Latur**

**Department of Oral pathology and microbiology**

**Topic :cyst of orofacial region**

**Card no 12**

1. Define cyst?
2. classify cyst?
3. Radiological variation of Dentigerous cyst?
4. What are Rushton bodies?
5. Which cyst also known as bay cyst?

  
**Principal**  
**M.T.D.S.R. Dental College**  
**LATUR**



**Maharashtra Institute of Dental Sciences & Research (DENTAL COLLEGE) Latur**

**Department of Oral pathology and microbiology**

**Topic: benign and malignant tumor**

**Card no 13**

1. What are carcinomas?
2. What are sarcomas?
3. What is koilocytes?
4. Define premalignant condition?
5. What is dysplasia?

**Maharashtra Institute of Dental Sciences & Research (DENTAL COLLEGE) Latur**

**Department of Oral pathology and microbiology**

**Topic: diseases of salivary gland**

**Card no 14**

1. Name the benign salivary gland tumor?
2. What is Desmoplastic features of pleomorphic adenoma?
3. What are the histopathological pattern of basal cell adenoma?
4. What are alternative name or terms of Warthin's tumor?
5. What is sialosis and its location?

**Principal**  
**M. I. D. S. R. Dental College**  
**LATUR**

**Maharashtra Institute of Dental Sciences & Research (DENTAL COLLEGE) Latur**

**Department of Oral pathology and microbiology**

**Topic: Odontogenic tumors**

**Card no 15**

1. Which is the most common odontogenic tumor?
2. Classify odontogenic tumor?
3. Ameloblastoma arises from which odontogenic cyst?
4. Clinical type of ameloblastoma?
5. What are the radiological features of CEOT?

**Maharashtra Institute of Dental Sciences & Research (DENTAL COLLEGE) Latur**

**Department of Oral pathology and microbiology**

**Topic: Bacterial infection of the oral cavity**

**Card no 16**

1. Which bacteria causes scarlet fever?
2. Enumerate few granulomatous diseases?
3. Which organism causes syphilis?
4. What is chancre?
5. What are Hutchinson teeth?

*S. D. Prasad*  
**Principal**  
**M. I. D. S. R. Dental College**  
**LATUR**

**Maharashtra Institute of Dental Sciences & Research (DENTAL COLLEGE) Latur**

**Department of Oral pathology and microbiology**

**Topic: Viral infection of the oral cavity**

**Card no 17**

1. What is herpes labialis ?
2. Which virus causes Ramsay hunt syndrome?
3. Which virus causes measles?
4. What are the immune cells infected by HIV?
5. Classify the oral lesion in HIV infection ?

**Maharashtra Institute of Dental Sciences & Research (DENTAL COLLEGE) Latur**

**Department of Oral pathology and microbiology**

**Topic: Fungal infection of the oral cavity**

**Card no 18**

1. Which is the most common fungal infection of oral cavity?
2. Enumerate few fungal infection?
3. Classify oral candidiasis?
4. Name two commonly used special stains for candida organism?
5. Etiology of oral candidiasis?

  
**Principal**  
**M. I. D. S. R. Dental College**  
**LATUR**

**Maharashtra Institute of Dental Sciences & Research (DENTAL COLLEGE) Latur**

**Department of Oral pathology and microbiology**

**Topic: Dental caries**

**Card no 19**

1. Define dental caries ?
2. Classify dental caries?
3. What is arch criminal?
4. What is critical ph?
5. Enumerate theories of dental caries?

**Maharashtra Institute of Dental Sciences & Research (DENTAL COLLEGE) Latur**

**Department of Oral pathology and microbiology**

**Topic: Diseases of pulp and Periapical Lesion**

**Card no 20**

1. What is pulpitis ?
2. Classify pulpitis?
3. What is osteomyelitis and its classification
4. Radiographic features of Garre's osteomyelitis?
5. What is periapical granuloma?

  
**Principal**  
**M. I. D. S. R. Dental College**  
**LATUR**

**Maharashtra Institute of Dental Sciences & Research (DENTAL COLLEGE) Latur**

**Department of Oral pathology and microbiology**

**Topic: physical and chemical injury of oral cavity**

**card no. 21**

1. What is traumatic bone cyst?
2. What is Bruxism?
3. Ellis's classification of fracture of teeth?
4. Enumerate physical injuries of soft tissues of oral cavity?
5. What is Mucocele?

**Maharashtra Institute of Dental Sciences & Research (DENTAL COLLEGE) Latur**

**Department of Oral pathology and microbiology**

**Topic: Regressive Alterations of teeth**

**Card no 22**

1. Define attrition
2. Enumerate the regressive alteration of teeth?
3. What is pink tooth?
4. Classify pulp classification ?
5. What is osteodentine?

**Principal**  
**M. I. D. S. R. Dental College**  
**LATUR**

**Maharashtra Institute of Dental Sciences & Research (DENTAL COLLEGE) Latur**

**Department of Oral pathology and microbiology**

**Topic: Oral aspects of metabolic diseases**

**Card no 23**

1. What is rickets?
2. Oral manifestation of vitamin C deficiency?
3. What is 3Ds in pellagra?
4. What is osteitis fibrosa cystica?
5. Oral manifestation of diabetic mellitus ?

**Maharashtra Institute of Dental Sciences & Research (DENTAL COLLEGE) Latur**

**Department of Oral pathology and microbiology**

**Topic: allergic and immunological diseases of the oral cavity**

**card no.24**

1. What is canker source?
2. What is Sutton diseases?
3. What is Behchet's disease syndrome?
4. Which enzyme is deficient in angioedema?
5. What are the oral manifestations of Reiter syndrome?

  
**Principal,**  
**M. I. D. S. R. Dental College**  
**LATUR**

**Maharashtra Institute of Dental Sciences & Research (DENTAL COLLEGE) Latur**

**Department of Oral pathology and microbiology**

**Topic: Diseases of bone and joints**

**card no.25**

1. What are the fibrous lesions?
2. What is fibrous dysplasia?
3. What are the clinical features of cherubism?
4. What is osteitis deformans?
5. What are the oral manifestations of cleidocranial dysplasia?

**Maharashtra Institute of Dental Sciences & Research (DENTAL COLLEGE) Latur**

**Department of Oral pathology and microbiology**

**Topic: Diseases of Blood and Blood Forming Organs**

**card no.26**

1. Classify anaemia?
2. What is Plummer Vinson's syndrome?
3. What are the oral manifestations of iron deficiency anaemia?
4. What is von Willebrand disease?
5. What are the oral manifestations of agranulocytosis?

**Principal**  
**M. I. D. S. R. Dental College**  
**LATUR**

**Maharashtra Institute of Dental Sciences & Research (DENTAL COLLEGE) Latur**

**Department of Oral pathology and microbiology**

**Topic: Diseases Of The Skin**

**card no.27**

1. What are the precipitating factors of oral lichen planus?
2. What is lichenoid reaction?
3. What are the various forms of oral lesions seen in lichen planus?
4. What is Auspitz sign?
5. What is Munro abscess?

**Maharashtra Institute of Dental Sciences & Research (DENTAL COLLEGE) Latur**

**Department of Oral pathology and microbiology**

**Topic: Diseases of nerves and muscles**

**card no.28**

1. What is bell's palsy?
2. What are features of Melkersson- Rosenthal syndrome?
3. What is Homer's syndrome?
4. What is the chief complaint of patients in Frey syndrome?
5. What is post herpetic neuralgia?

*S. S. S. S.*  
**Principal**  
**M. I. D. S. R. Dental College**  
**LATUR**



**Maharashtra Institute of Dental Sciences & Research (DENTAL COLLEGE) Latur**

**Department of Oral pathology and microbiology**

**Topic: Forensic Odontology**

**card no.29**

1. Define forensic odontology?
2. What are lip prints?
3. Classify lip prints?
4. Classify palatal rugae?
5. What is autopsy?

**Maharashtra Institute of Dental Sciences & Research (DENTAL COLLEGE) Latur**

**Department of Oral pathology and microbiology**

**Topic: odontogenic tumor**

**card no.30**

1. What are the clinical types of ameloblastoma?
2. What are the histopathological variants of Unicystic ameloblastoma?
3. Name the odontogenic tumours associated with unerupted or impacted teeth?
4. What is Pindborg tumor?
5. Which tumor is known as two third tumor and why ?

  
**Principal**  
**M. I. D. S. R. Dental College**  
**LATUR**

**Maharashtra Institute of Dental Sciences & Research (DENTAL COLLEGE) Latur**

**Department of Oral pathology and microbiology**

**Topic: Healing of oral wounds**

**card no.31**

1. Dry socket is most commonly associated with extraction of which tooth and why?
2. What is exfoliative cytopathology?
3. Define biopsy?
4. Types of biopsy?
5. What is excisional biopsy?

**Maharashtra Institute of Dental Sciences & Research (DENTAL COLLEGE) Latur**

**Department of Oral pathology and microbiology**

**Topic: Odontogenic Cyst**

**card no.32**

1. Which is the most common developmental odontogenic cyst?
2. Define eruption cyst?
3. What are typical features of Gorlin Goltz syndrome?
4. Name few multilocular lesions radiographically?
5. What is botryoid odontogenic cyst?

  
**Principal**  
**M. I. D. S. R. Dental College**  
**LATUR**

**Maharashtra Institute of Dental Sciences & Research (DENTAL COLLEGE) Latur**

**Department of Oral pathology and microbiology**

**Topic: diseases of salivary glands**

**card no.33**

1. What is dumbbell tumor of parotid gland?
2. Why is Warthin tumor also known as papillary cystadenoma lymphomatosum?
3. What is Swiss cheese pattern ?
4. Which salivary gland malignancy is also known as cylindroma?
5. What is sicca syndrome?

**Maharashtra Institute of Dental Sciences & Research (DENTAL COLLEGE) Latur**

**Department of Oral pathology and microbiology**

**Topic: Developmental disturbances of oral & paraoral structures**

**card no.34**

1. What is concrescence?
2. What is dense invaginatus?
3. What is regional odonto-dysplasia?
4. What are the environmental factors implicated in enamel hypoplasia?
5. What is Parry-Romberg syndrome ?

  
**Principal**  
**M. I. D. S. R. Dental College**  
**LATUR**

**Maharashtra Institute of Dental Sciences & Research (DENTAL COLLEGE) Latur**

**Department of Oral pathology and microbiology**

**Topic: Benign & malignant tumours of oral cavity**

**card no.35**

1. Name few benign epithelial tumours of oral cavity?
2. What is nevus?
3. Classify nevi?
4. What is melanoma?
5. Enumerate few giant cell lesions of oral cavity?

  
**Principal**  
**M. I. D. S. R. Dental College**  
**LATUR**

**DEPARTMENT OF ORAL & MAXILLOFACIAL  
SURGERY**

<b>Maharashtra Institute of Dental Sciences &amp; Research ( DENTAL COLLEGE ) Latur</b>	
<b>Department of Oral Maxillofacial Surgery</b>	
<b>Topic – Suturing material &amp; techniques</b>	<b>Card No.-1</b>
<ol style="list-style-type: none"><li>1) Classify the suture material?</li><li>2) Describe the different suturing techniques</li><li>3) Principles of suture selection</li><li>4) Explain the color coding for suture material</li><li>5) Classify the suture needles</li></ol>	

<b>Maharashtra Institute of Dental Sciences &amp; Research ( DENTAL COLLEGE ) Latur</b>	
<b>Department of Oral Maxillofacial Surgery</b>	
<b>Topic – Osteomyelitis and osteoradionecrosis</b>	<b>Card No.-2</b>
<ol style="list-style-type: none"><li>1) Define Osteomyelitis and classify according to staging</li><li>2) Explain about sequestrum and involucrum</li><li>3) Explain HBO therapy</li><li>4) Explain about Garre's osteomyelitis</li><li>5) Explain osteoradionecrosis</li></ol>	

*Principal*  
**M. I. D. S. R. Dental College  
LATUR**

**Maharashtra Institute of Dental Sciences & Research ( DENTAL COLLEGE ) Latur**

**Department of Oral Maxillofacial Surgery**

**Topic – Cysts and tumors**

**Card No.-3**

- 1) Define and classify cysts
- 2) Define and classify tumors
- 3) Explain about marsupialization and enucleation
- 4) Define and classify OKC
- 5) Define Ameloblastoma and its management

**Maharashtra Institute of Dental Sciences & Research ( DENTAL COLLEGE ) Latur**

**Department of Oral Maxillofacial Surgery**

**Topic – Medically compromised patients**

**Card No.-4**

- 1) Describe Syncope
- 2) Consideration of haemophilic patients in extraction
- 3) Precautionary management of patients on anticoagulant therapy.
- 4) Considerations regarding extraction in pregnancy
- 5) Management of diabetic patients in extraction

  
**Principal**  
**M. I. D. S. R. Dental College**  
**LATUR**

**Maharashtra Institute of Dental Sciences & Research ( DENTAL COLLEGE ) Latur**

**Department of Oral Maxillofacial Surgery**

**Topic - Sterilization and asepsis**

**Card No.-5**

- 1) What is sterilization.
- 2) What is asepsis.
- 3) Describe autoclave.
- 4) Describe ETO.
- 5) Explain steps of hand gloving.

**Maharashtra Institute of Dental Sciences & Research ( DENTAL COLLEGE ) Latur**

**Department of Oral Maxillofacial Surgery**

**Topic- haemorrhage**

**Card No.-6**

- 1) What is haemorrhage and its types.
- 2) Classify haemorrhage.
- 3) What is hypovolemic shock.
- 4) Management of haemorrhage.
- 5) Complication of haemorrhage.

**Principal**  
**M. I. D. S. R. Dental College**  
**LATUR**

Maharashtra Institute of Dental Sciences & Research ( DENTAL COLLEGE ) Latur

Department of Oral Maxillofacial Surgery

Topic - Exodontia

Card No.-7

- 1) What is Exodontia and types of Exodontia
- 2) Indications and contraindication for Exodontia
- 3) Define dry socket and explain its management.
- 4) Principles of elevation.
- 5) Describe about Transalveolar extraction.

Maharashtra Institute of Dental Sciences & Research ( DENTAL COLLEGE ) Latur

Department of Oral Maxillofacial Surgery

Topic - General Anesthesia and Sedation

Card No.-8

- 1) Define general anesthesia and stages of anesthesia
- 2) Explain about conscious sedation.
- 3) Explain about drugs used in Preanaesthetic medication.
- 4) Complication of general anesthesia.
- 5) Mallampati classification (grading) in laryngoscope .

  
**Principal**  
M. I. D. S. R. Dental College  
LATUR



**Maharashtra Institute of Dental Sciences & Research ( DENTAL COLLEGE )  
Latur**

**Department of Oral Maxillofacial Surgery**

**Topic** Introduction to Oral Surgery

**Card No.-9**

- 1) What is oral and maxillofacial surgery ?
- 2) Define scope of oral surgery.
- 3) Define Exodontia or tooth extraction.
- 4) Examination of a lump/ swelling.
- 5) examination of an ulcer


**Maharashtra Institute of Dental Sciences & Research ( DENTAL COLLEGE ) Latur**

**Department of Oral Maxillofacial Surgery**

**Topic** Diagnostic Aids  
**No.-10**

**Card**

- 1) Classify diagnostic aids.
- 2) Mention a few examples of clinical diagnostic aids.
- 3) Enumerate different types of specialized imaging techniques.
- 4) Define Aspiration.
- 5) Classify newer diagnostic aids in Oral & Maxillofacial Surgery.

  
**Principal**  
**M. I. D. S. R. Dental College**  
**LATUR**

<b>Maharashtra Institute of Dental Sciences &amp; Research ( DENTAL COLLEGE ) Latur</b>	
<b>Department of Oral Maxillofacial Surgery</b>	
<b>Topic - IMPLANTOLOGY</b> <b>No.-11</b>	<b>Card</b>
<ol style="list-style-type: none"> <li>1) Define osseo-integration &amp; Dental Implant</li> <li>2) Define bone graft &amp; Classify different types of bone graft?</li> <li>3) Mention various indications for bone grating.</li> <li>4) Define Auto graft &amp; define allograft.</li> <li>5) Classify newer diagnostic aids in Oral &amp; Maxillofacial Surgery.</li> </ol>	

<b>Maharashtra Institute of Dental Sciences &amp; Research ( DENTAL COLLEGE ) Latur</b>	
<b>Department of Oral Maxillofacial Surgery</b>	
<b>Topic Temporomandibular Joint Disorders</b> <b>No.-12</b>	<b>Card</b>
<ol style="list-style-type: none"> <li>1) Define temporomandibular joint &amp; mention various types of movement in temporomandibular joint.</li> <li>2) Describe anatomy of TMJ</li> <li>3) Describe muscles of mastication</li> <li>4) What are the synonyms of TMJ?</li> <li>5) Embryology of TMJ</li> </ol>	

  
**Principal**  
**M. I. D. S. R. Dental College**  
**LATUR**

**Maharashtra Institute of Dental Sciences & Research ( DENTAL COLLEGE ) Latur**

**Department of Oral Maxillofacial Surgery**

**Topic -Temporomandibular Joint Disorders  
No.-13**

**Card**

- 1) Define temporomandibular joint & mention various types of movement in temporomandibular joint.
- 2) Describe anatomy of TMJ
- 3) Describe muscles of mastication
- 4) What are the synonyms of TMJ?
- 5) Embryology of TMJ

**Maharashtra Institute of Dental Sciences & Research ( DENTAL COLLEGE ) Latur**

**Department of Oral Maxillofacial Surgery**

**Topic – Surgical management of impacted teeth**

**Card No.-14**

- 1) Define impaction
- 2) Explain theories of impaction
- 3) Classify Mandibular impaction
- 4) Describe winter's lines
- 5) Describe Pederson index of impacted teeth

  
**Principal**  
**M. I. D. S. R. Dental College**  
**LATUR**

**Maharashtra Institute of Dental Sciences & Research ( DENTAL COLLEGE ) Latur**

**Department of Oral Maxillofacial Surgery**

**Topic – Premalignant lesions and conditions**

**Card No.-15**

- 1) Classify and define premalignant lesions and conditions
- 2) Define OSMF and explain its stages
- 3) Explain about oral lichen planus and its management
- 4) Classify oral lichen planus
- 5) Explain surgical management of OSMF

**Maharashtra Institute of Dental Sciences & Research ( DENTAL COLLEGE ) Latur**

**Department of Oral Maxillofacial Surgery**

**Topic – Oral cancer**

**Card No.-16**

- 1) Explain about oral cancer and its stages
- 2) Define ulcers and types of ulcers
- 3) Explain etiology of oral cancer
- 4) Classify lymph node levels
- 5) Define biopsy and types of biopsy

*Singh*  
**Principal**  
**M. I. D. S. R. Dental College**  
**LATUR**

**Maharashtra Institute of Dental Sciences & Research ( DENTAL COLLEGE ) Latur**

**Department of Oral Maxillofacial Surgery**

**Topic – Maxillofacial Injuries**

**Card No.-17**

- 1) Define Primary care.
- 2) Define cerebral concussion
- 3) Criteria for clinical evaluation of maxillofacial injuries?
- 4) Describe the anatomy of Mandible
- 5) Classify wound healing?

**Maharashtra Institute of Dental Sciences & Research ( DENTAL COLLEGE ) Latur**

**Department of Oral Maxillofacial Surgery**

**Topic - flaps**

**Card No.-18**

- 1) Ideal properties of flap.
- 2) Ideal properties of incisions.
- 3) Define principles of flap design.
- 4) Errors during flap surgery.
- 5) Complications of flap surgery.

  
**Principal**  
**M. I. B. S. R. Dental College**  
**LATUR**

Maharashtra Institute of Dental Sciences & Research ( DENTAL COLLEGE ) Latur

Department of Oral Maxillofacial Surgery

Topic – Space infection

Card No.-19

- 1) Classify space infection of face
- 2) What is dumbbell shape infection
- 3) Explain boundaries and content of submandibular space infection
- 4) What is Ludwig's angina. describe its clinical features
- 5) Explain Hilton's method of incision drainage

Maharashtra Institute of Dental Sciences & Research ( DENTAL COLLEGE ) Latur

Department of Oral Maxillofacial Surgery

Topic – ANTIBIOTIC.

Card No.-20

- 1) Define an antibiotic.
- 2) Define bacteriostatic agent.
- 3) Define bactericidal agent
- 4) Define bacteraemia
- 5) Mechanism of action of antibiotic therapy.

  
**Principal**  
M. I. D. S. R. Dental College  
LATUR

**Maharashtra Institute of Dental Sciences & Research ( DENTAL COLLEGE ) Latur**

**Department of Oral Maxillofacial Surgery**

**Topic –ANTIBIOTIC.**

**Card No.-21**

- 1) Define an antibiotic.
- 2) Define bacteriostatic agent.
- 3) Define bactericidal agent
- 4) Define bacteraemia
- 5) Mechanism of action of antibiotic therapy.

**Maharashtra Institute of Dental Sciences & Research ( DENTAL COLLEGE ) Latur**

**Department of Oral Maxillofacial Surgery**

**Topic – ANALGESICS**

**Card No.-22**

- 1) Define synergism.
- 2) Classify NSAIDS.
- 3) Classify narcotic analgesics (Opioid analgesics).
- 4) Define Analgesic
- 5) Mechanism of action of COX-1 & COX-2 analgesics.

  
**Principal**  
**M. I. D. S. R. Dental College**  
**LATUR**

**Maharashtra Institute of Dental Sciences & Research ( DENTAL COLLEGE ) Latur**

**Department of Oral Maxillofacial Surgery**

**Topic – Hypertension & Diabetes**

**Card No.-23**

- 1) Classify antidiabetic drugs.
- 2) Classify hypertension.
- 3) Classify antihypertensive drugs.
- 4) Classify anticoagulants.
- 5) Classify diabetes mellitus.

**Maharashtra Institute of Dental Sciences & Research ( DENTAL COLLEGE ) Latur**

**Department of Oral Maxillofacial Surgery**

**Topic – Hypertension & Diabetes**

**Card No.-24**

- 1) Classify antidiabetic drugs.
- 2) Classify hypertension.
- 3) Classify antihypertensive drugs.
- 4) Classify anticoagulants.
- 5) Classify diabetes mellitus.

  
**Principal**  
**M. I. D. S. R. Dental College**  
**LATUR**



**Maharashtra Institute of Dental Sciences & Research ( DENTAL COLLEGE ) Latur**

**Department of Oral Maxillofacial Surgery**

**Topic – Allergy & Hypersensitivity**

**Card No.-25**

- 1) Define Allergy.
- 2) Define anaphylaxis.
- 3) Define Tachyphylaxis.
- 4) Classify emergency drugs.
- 5) Classify Hypersensitivity reactions.

**Part-2**

**Maharashtra Institute of Dental Sciences & Research ( DENTAL COLLEGE ) Latur**

**Department of Oral Maxillofacial Surgery**

**Topic – Suturing material & techniques**

**Card No.-1**

- 1) Classify the suture material?
- 2) Describe the different suturing techniques
- 3) Principles of suture selection
- 4) Explain the color coding for suture material
- 5) Classify the suture needles

  
**Principal**  
**M. I. D. S. R. Dental College**  
**LATUR**

**Maharashtra Institute of Dental Sciences & Research ( DENTAL COLLEGE ) Latur**

**Department of Oral Maxillofacial Surgery**

**Topic – Midface fracture**

**Card No.-2**

- 1) Define triage
- 2) Describe about the ATLS
- 3) Explain Le-fort lines
- 4) Define CSF rhinorrhoea and its diagnostic methods
- 5) Explain about diplopia

**Maharashtra Institute of Dental Sciences & Research ( DENTAL COLLEGE ) Latur**

**Department of Oral Maxillofacial Surgery**

**Topic – Trigeminal neuralgia**

**Card No.-3**

- 1) Explain about trigger zones
- 2) Explain clinical features of trigeminal neuralgia
- 3) Explain different diagnostic method of trigeminal neuralgia
- 4) Explain management of trigeminal neuralgia
- 5) Explain about gamma knife

  
**Principal**  
**M. I. D. S. R. Dental College**  
**LATUR**

**Maharashtra Institute of Dental Sciences & Research ( DENTAL COLLEGE ) Latur**

**Department of Oral Maxillofacial Surgery**

**Topic – Mandibular fractures**

**Card No.-4**

- 1) Classify Mandibular fractures
- 2) What is parade ground fracture and its management
- 3) Explain principles of management of Mandibular fractures
- 4) Explain complication while managing Mandibular fracture
- 5) Explain different surgical approaches for condylar head fractures

**Maharashtra Institute of Dental Sciences & Research ( DENTAL COLLEGE ) Latur**

**Department of Oral Maxillofacial Surgery**

**Topic – TMJ**

**Card No.-5**

- 1) Explain surgical anatomy of TMJ
- 2) Explain surgical approaches of TMJ
- 3) Explain about subluxation
- 4) Define and classify ankylosis
- 5) Explain about gap arthroplasty

  
**Principal**  
**M. I. D. S. R. Dental College**  
**LATUR**

**Maharashtra Institute of Dental Sciences & Research ( DENTAL COLLEGE ) Latur**

**Department of Oral Maxillofacial Surgery**

**Topic – maxillary sinus**

**Card No.-6**

- 1) Explain the surgical anatomy of maxillary sinus
- 2) Explain about oroantral communication and its management
- 3) Explain about different flaps
- 4) Explain about the sinus and communication
- 5) Explain the Caldwell-Luc procedure


**Maharashtra Institute of Dental Sciences & Research ( DENTAL COLLEGE ) Latur**

**Department of Oral Maxillofacial Surgery**

**Topic – Exodontia**

**Card No.-7**

- 1) What is exodontia and types of exodontia
- 2) Indications and contraindications for exodontia
- 3) Define dry socket and explain its management
- 4) Principles of elevation
- 5) Describe about Transalveolar extraction

  
**Principal**  
**M. I. D. S. R. Dental College**  
**LATUR**

**Maharashtra Institute of Dental Sciences & Research ( DENTAL COLLEGE ) Latur**

**Department of Oral Maxillofacial Surgery**

**Topic – Surgical management of impacted teeth**

**Card No.-8**

- 1) Define impaction
- 2) Explain theories of impaction
- 3) Classify Mandibular impaction
- 4) Describe winter's lines
- 5) Describe Pederson index of impacted teeth

**Maharashtra Institute of Dental Sciences & Research ( DENTAL COLLEGE ) Latur**

**Department of Oral Maxillofacial Surgery**

**Topic – General anaesthesia and sedation**

**Card No.-9**

- 1) Define general anaesthesia and stages of anaesthesia
- 2) Explain about conscious sedation
- 3) Complications of general anaesthesia
- 4) Explain about drugs used in Preanaesthetic medication
- 5) Mallampati classification [grading] in laryngoscopy

  
**Principal**  
**M. I. D. S. R. Dental College**  
**LATUR**

**Maharashtra Institute of Dental Sciences & Research ( DENTAL COLLEGE ) Latur**

**Department of Oral Maxillofacial Surgery**

**Topic – Space infection**

**Card No.-10**

- 6) Classify space infection of face
- 7) What is dumbbell shape infection
- 8) Explain boundaries and content of submandibular space infection
- 9) What is Ludwig's angina. describe its clinical features
- 10) Explain Hilton's method of incision drainage

**Maharashtra Institute of Dental Sciences & Research ( DENTAL COLLEGE ) Latur**

**Department of Oral Maxillofacial Surgery**

**Topic – Diseases of salivary gland**

**Card No. -11**

- 1) Explain sialolith and its management
- 2) Explain xerostomia
- 3) Define and classify Mucocele and its management
- 4) Classify salivary gland disease
- 5) Define Pleomorphic adenoma and its clinical features

  
**Principal**  
**M. I. D. S. R. Dental College**  
**LATUR**

**Maharashtra Institute of Dental Sciences & Research ( DENTAL COLLEGE ) Latur**

**Department of Oral Maxillofacial Surgery**

**Topic – Oral cancer**

**Card No.-12**

1. Explain about oral cancer and its stages
2. Define ulcers and types of ulcers
3. Explain etiology of oral cancer
4. Classify lymph node levels
5. Define biopsy and types of biopsy


**Maharashtra Institute of Dental Sciences & Research ( DENTAL COLLEGE ) Latur**

**Department of Oral Maxillofacial Surgery**

**Topic Implantology**

**Card No.-13**

- 1) Define osseointegration.
- 2) Classify implants.
- 3) Describe parts of implant.
- 4) Surgical complications associated with implants.
- 5) Describe bicortical implants.

  
**Principal**  
**M. I. D. S. R. Dental College**  
**LATUR**

**Maharashtra Institute of Dental Sciences & Research ( DENTAL COLLEGE ) Latur**

**Department of Oral Maxillofacial Surgery**

**Topic Sterilization and asepsis**

**Card No.-14**

1. What is sterilization.
2. What is asepsis.
3. Describe autoclave.
4. Describe ETO.
5. Explain steps of hand gloving.

**Maharashtra Institute of Dental Sciences & Research ( DENTAL COLLEGE ) Latur**

**Department of Oral Maxillofacial Surgery**

**Topic flaps**

**Card No.-15**

1. Ideal properties of flap.
2. Ideal properties of incisions.
3. Define Rhomberg flap.
4. Classification of flaps.
5. Describe semilunar flap.

*Singh*  
**Principal**  
**M. I. D. S. R. Dental College**  
**LATUR**



Maharashtra Institute of Dental Sciences & Research ( DENTAL COLLEGE ) Latur

Department of Oral Maxillofacial Surgery

Topic Orthognathic surgery

Card No.-16

- 1) Define Orthognathic surgery.
- 2) Classify Orthognathic surgery.
- 3) Explain BSSO.
- 4) What is mock surgery.
- 5) Complications of Orthognathic surgery.
- 6) Apertognathia and its management.


Maharashtra Institute of Dental Sciences & Research ( DENTAL COLLEGE ) Latur

Department of Oral Maxillofacial Surgery

Topic local anaesthesia

Card No.-17

- 1) Define local anaesthesia.
- 2) Theories of local anaesthesia.
- 3) Classification of local anaesthesia.
- 4) Complications of local anaesthesia.
- 5) Ideal properties of local anaesthesia.

  
Principal  
M. I. D. S. R. Dental College  
LATUR

**Maharashtra Institute of Dental Sciences & Research ( DENTAL COLLEGE ) Latur**

**Department of Oral Maxillofacial Surgery**

**Topic ankylosis of TMJ**

**Card No.-18**

- 1) Define ankylosis and its etiology.
- 2) Classify ankylosis and its clinical features.
- 3) Describe Kaban's protocol.
- 4) Explain gap arthroplasty.
- 5) Complications of TMJ ankylosis.

**Maharashtra Institute of Dental Sciences & Research ( DENTAL COLLEGE ) Latur**

**Department of Oral Maxillofacial Surgery**

**Topic Zygomaticomaxillary fractures**

**Card No.-19**

- 1) Classify ZMC fractures.
- 2) Diplopia.
- 3) Clinical features of ZMC fractures.
- 4) Blow out fractures.
- 5) Approaches in ZMC fractures.

  
**Principal**  
**M. I. D. S. R. Dental College**  
**LATUR**

**Maharashtra Institute of Dental Sciences & Research  
(Dental College) Latur**

**DEPARTMENT OF PROSTHODONTICS INCLUDING CROWN & BRIDGE AND  
IMPLANTOLOGY**

**TOPIC- ANATOMICAL LANDMARKS OF THE MAXILLA**

**CARD NO.-1**

- 1) **WHAT ARE THE ANATOMICAL LANDMARKS OF THE MAXILLA?**
- 2) **WHAT ARE THE SUPPORTING STRUCTURES OF MAXILLA?**
- 3) **WHAT ARE THE PERIPHERAL OR LIMITING STRUCTURES OF MAXILLA?**
- 4) **WHAT ARE THE STRESS-BEARING AREAS OF MAXILLA?**
- 5) **WHAT ARE THE RELIEF AREAS OF MAXILLA?**

**Maharashtra Institute of Dental Sciences & Research  
(Dental College) Latur**

**DEPARTMENT OF PROSTHODONTICS INCLUDING CROWN & BRIDGE AND  
IMPLANTOLOGY**

**TOPIC- ANATOMICAL LANDMARKS OF THE MANDIBLE**

**CARD NO.-2**

- 1) **WHAT ARE THE ANATOMICAL LANDMARKS OF THE MANDIBLE?**
- 2) **WHAT ARE THE SUPPORTING STRUCTURES OF MANDIBLE?**
- 3) **WHAT ARE THE PERIPHERAL OR LIMITING STRUCTURES OF MANDIBLE?**
- 4) **WHAT ARE THE STRESS-BEARING AREAS OF MANDIBLE?**
- 5) **WHAT ARE THE RELIEF AREAS OF MANDIBLE?**

**Maharashtra Institute of Dental Sciences & Research  
(Dental College) Latur**

**DEPARTMENT OF PROSTHODONTICS INCLUDING CROWN & BRIDGE AND  
IMPLANTOLOGY**

**TOPIC- POSTERIOR PALATAL SEAL AREA**

**CARD NO.-3**

- 1) WHAT IS POSTPALATAL SEAL?
- 2) WHAT IS POSTERIOR PALATAL SEAL AREA?
- 3) WHAT ARE THE BOUNDARIES OF POSTERIOR PALATAL SEAL?
- 4) WHAT ARE THE FUNCTIONS OF THE POSTERIOR PALATAL SEAL?
- 5) DEFINE VIBRATING LINES.

**Maharashtra Institute of Dental Sciences & Research  
(Dental College) Latur**

**DEPARTMENT OF PROSTHODONTICS INCLUDING CROWN & BRIDGE AND  
IMPLANTOLOGY**

**TOPIC- OBJECTIVES OF IMPRESSION MAKING**

**CARD NO.-4**

- 1) DEFINE AN IMPRESSION
- 2) WHAT ARE THE BASIC OBJECTIVES OF IMPRESSION MAKING?
- 3) WHAT ARE THE THEORIES IN IMPRESSION MAKING?
- 4) WHAT ARE THE TECHNIQUES OF IMPRESSION MAKING?
- 5) WHAT IS A PRELIMINARY IMPRESSION?

**Maharashtra Institute of Dental Sciences & Research  
(Dental College) Latur**

**DEPARTMENT OF PROSTHODONTICS INCLUDING CROWN & BRIDGE AND  
IMPLANTOLOGY**

**TOPIC- IMPRESSION TRAY**

**CARD NO.-5**

- 1) DEFINE AN IMPRESSION TRAY
- 2) WHAT IS A STOCK TRAY?
- 3) WHAT IS A CUSTOM TRAY?
- 4) WHAT ARE THE MATERIALS USED TO FABRICATE A CUSTOM TRAY?
- 5) WHAT SHOULD BE THE POSITION, SIZE AND SHAPE OF THE TRAY HANDLE?

**Maharashtra Institute of Dental Sciences & Research  
(Dental College) Latur**

**DEPARTMENT OF PROSTHODONTICS INCLUDING CROWN & BRIDGE AND  
IMPLANTOLOGY**

**TOPIC- CAST**

**CARD NO.-6**

- 1) DEFINE A CAST.
- 2) WHAT IS A PRELIMINARY CAST?
- 3) WHAT IS A DIAGNOSTIC CAST?
- 4) WHAT IS A MASTER CAST?
- 5) WHAT ARE THE REQUIREMENTS OF A CAST?

**Maharashtra Institute of Dental Sciences & Research  
(Dental College) Latur**

**DEPARTMENT OF PROSTHODONTICS INCLUDING CROWN & BRIDGE AND  
IMPLANTOLOGY**

**TOPIC- PERIPHERAL TRACING/BORDER MOULDING**

**CARD NO.-7**

- 1) WHAT IS BORDER SEAL?
- 2) WHAT IS BORDER MOVEMENT?
- 3) WHAT IS BORDER TISSUE MOVEMENTS?
- 4) WHAT IS PERIPHERAL TRACING/BORDER MOULDING?
- 5) WHAT ARE THE MATERIALS USED FOR BORDER MOULDING?

**Maharashtra Institute of Dental Sciences & Research  
(Dental College) Latur**

**DEPARTMENT OF PROSTHODONTICS INCLUDING CROWN & BRIDGE AND  
IMPLANTOLOGY**

**TOPIC- RECORD BASE**

**CARD NO.-8**

- 1) PHYSICAL CHARACTERISTICS OF CEMENTUM.
- 2) CHEMICAL COMPOSITION OF CEMENTUM.
- 3) WHICH TYPE OF CELLS PRESENT IN CEMENTUM?
- 4) CLASSIFY CEMENTUM
- 5) DIFFERENTIATE BETWEEN CELLULAR AND ACELLULAR CEMENTUM

**Maharashtra Institute of Dental Sciences & Research  
(Dental College) Latur**

**DEPARTMENT OF PROSTHODONTICS INCLUDING CROWN & BRIDGE AND  
IMPLANTOLOGY**

**TOPIC- ARTICULATOR**

**CARD NO.-9**

- 1) WHAT IS AN ARTICULATOR?
- 2) WHAT ARE THE FUNCTIONS OF AN ARTICULATOR?
- 3) WHAT ARE THE REQUIREMENTS OF AN ARTICULATOR?
- 4) WHAT ARE THE THEORIES OF ARTICULATION?
- 5) WHAT IS MONSON'S SPHERICAL THEORY?

**Maharashtra Institute of Dental Sciences & Research  
(Dental College) Latur**

**DEPARTMENT OF PROSTHODONTICS INCLUDING CROWN & BRIDGE AND  
IMPLANTOLOGY**

**TOPIC- COMPENSATING CURVE**

**CARD NO.-10**

- 1) WHAT IS COMPENSATING CURVE?
- 2) WHAT IS CURVE OF OCCLUSION?
- 3) WHAT IS CURVE OF MONSON?
- 4) WHAT IS CURVE OF PLEASURE?
- 5) WHAT IS ANTI-MONSON CURVE OR REVERSE CURVE?

**Maharashtra Institute of Dental Sciences & Research  
(Dental College) Latur**

**DEPARTMENT OF PROSTHODONTICS INCLUDING CROWN & BRIDGE AND  
IMPLANTOLOGY**

**TOPIC-CENTRIC RELATION.**

**CARD NO.-11**

- 1) DEFINE CENTRIC RELATION
- 2) DEFINE CENTRIC OCCLUSION.
- 3) WHAT ARE THE VARIOUS METHOD TO RECORD CENTRIC RELATION?
- 4) DESCRIBE NICK AND NOTCH TECHNIQUE.
- 5) DESCRIBE INTRAOCCLUSAL RECORD TECHNIQUE.

**Maharashtra Institute of Dental Sciences & Research  
(Dental College) Latur**

**DEPARTMENT OF PROSTHODONTICS INCLUDING CROWN & BRIDGE AND  
IMPLANTOLOGY**

**TOPIC-DIRECT RETAINER**

**CARD NO.-12**

- 1) WHAT IS A DIRECT RETAINER?.
- 2) WHAT ARE THE TYPES OF DIRECT RETAINER?
- 3) WHAT ARE THE PARTS OF THE CLASP?
- 4) WHAT ARE THE REQUIREMENTS OF A CLASP DESIGN?
- 5) WHAT IS THE OTHER NAME FOR RECIPROCAL ARM?



**Maharashtra Institute of Dental Sciences & Research  
(Dental College) Latur**

**DEPARTMENT OF PROSTHODONTICS INCLUDING CROWN & BRIDGE AND  
IMPLANTOLOGY**

**TOPIC-CLASP**

**CARD NO.-13**

- 1) WHAT IS A COMBINATION CLASP?
- 2) WHAT ARE THE TYPES OF CIRCUMFERENTIAL CLASP?
- 3) WHAT ARE THE TYPES OF BAR CLASP?
- 4) WHAT ARE THE FACTORS WHICH INFLUENCE THE FLEXIBILITY OF THE CLASP ARM?

**Maharashtra Institute of Dental Sciences & Research  
(Dental College) Latur**

**DEPARTMENT OF PROSTHODONTICS INCLUDING CROWN & BRIDGE AND  
IMPLANTOLOGY**

**TOPIC- INDIRECT RETAINER**

**CARD NO.-14**

- 1) WHAT IS AN INDIRECT RETAINER?
- 2) WHAT ARE THE FUNCTIONS OF AN INDIRECT RETAINER?
- 3) IN WHICH CLASSIFICATION OF PARTIALLY EDENTULOUS ARCH IS MANDATORY TO GIVE AN INDIRECT RETAINER?
- 4) WHAT ARE THE FACTORS WHICH INFLUENCE THE EFFECTIVENESS OF AN INDIRECT RETAINER?

**Maharashtra Institute of Dental Sciences & Research  
(Dental College) Latur**

**DEPARTMENT OF PROSTHODONTICS INCLUDING CROWN & BRIDGE AND  
IMPLANTOLOGY**

**TOPIC- OCCLUSAL REST**

**CARD NO.-15**

- 1) **WHAT IS AN OCCLUSAL REST?**
- 2) **WHAT ARE THE FUNCTIONS OF OCCLUSAL REST?**
- 3) **WHAT ARE THE DIFFERENT FORMS OF REST?**
- 4) **WHAT IS AN INCISAL REST?**
- 5) **WHAT IS A LINGUAL REST?**

**Maharashtra Institute of Dental Sciences & Research  
(Dental College) Latur**

**DEPARTMENT OF PROSTHODONTICS INCLUDING CROWN & BRIDGE AND  
IMPLANTOLOGY**

**TOPIC- DENTAL CAST SURVEYOR**

**CARD NO.-16**

- 1) **WHAT IS A DENTAL CAST SURVEYOR?**
- 2) **WHAT ARE THE PARTS OF A SURVEYOR?**
- 3) **WHAT ARE THE FUNCTIONS OF A SURVEYOR?**
- 4) **WHAT IS TRIPOD MARKING?**
- 5) **WHAT IS AN UNDERCUT?**

*S. S. S.*  
**Principal**  
**M. I. D. S. R. Dental College**  
**LATUR**

**Maharashtra Institute of Dental Sciences & Research  
(Dental College) Latur**

**DEPARTMENT OF PROSTHODONTICS INCLUDING CROWN & BRIDGE AND  
IMPLANTOLOGY**

**TOPIC- FIXED PARTIAL DENTURE**

**CARD NO.-17**

- 1) WHAT IS A FIXED PARTIAL DENTURE?
- 2) WHAT ARE THE PARTS OF A FIXED PARTIAL DENTURE?
- 3) DEFINE ABUTMENT.
- 4) DEFINE RETAINER.
- 5) DEFINE PONTIC.

**Maharashtra Institute of Dental Sciences & Research  
(Dental College) Latur**

**DEPARTMENT OF PROSTHODONTICS INCLUDING CROWN & BRIDGE AND  
IMPLANTOLOGY**

**TOPIC- MALOCCLUSION**

**CARD NO.-18**

- 1) WHAT IS ANGLE CLASSIFICATION OF MALOCCLUSION?
- 2) WHAT IS HORIZONTAL OVERLAP OR OVERJET?
- 3) WHAT IS VERTICAL OVERLAP OR OVERBITE?

**Maharashtra Institute of Dental Sciences & Research  
(Dental College) Latur**

**DEPARTMENT OF PROSTHODONTICS INCLUDING CROWN & BRIDGE AND  
IMPLANTOLOGY**

**TOPIC- TISSUE STOPS**

**CARD NO.-19**

- 1) WHAT IS THE PURPOSE OF THE TISSUE STOPS?
- 2) WHAT IS THE DIMENSIONS OF THE TISSUE STOPS?
- 3) WHAT IS THE POSITION OF THE TISSUE STOPS?
- 4) WHAT IS A WASH IMPRESSION?

**Maharashtra Institute of Dental Sciences & Research  
(Dental College) Latur**

**DEPARTMENT OF PROSTHODONTICS INCLUDING CROWN & BRIDGE AND  
IMPLANTOLOGY**

**TOPIC- COMPENSATING CURVE**

**CARD NO.-20**

- 1) WHAT IS CURVE OF SPEE?
- 2) WHAT IS CURVE OF WILSON?
- 3) WHAT IS CHRISTENSEN'S PHENOMENON?
- 4) CLASSIFY CEMENTUM
- 5) DIFFERENTIATE BETWEEN CELLULAR AND ACELLULAR CEMENTUM

**Maharashtra Institute of Dental Sciences & Research  
(Dental College) Latur**

**DEPARTMENT OF PROSTHODONTICS INCLUDING CROWN & BRIDGE AND  
IMPLANTOLOGY**

**TOPIC-TYPES OF PROSTHESIS**

**CARD NO.-21**

- 1) WHAT IS A TRANSITIONAL DENTURE?
- 2) WHAT IS AN INTERIM PROSTHESIS?
- 3) WHAT IS A TREATMENT DENTURE?

**Maharashtra Institute of Dental Sciences & Research  
(Dental College) Latur**

**DEPARTMENT OF PROSTHODONTICS INCLUDING CROWN & BRIDGE AND  
IMPLANTOLOGY**

**TOPIC- SURVEYOR**

**CARD NO.-22**

- 1) WHAT IS A TOOTH SUPPORTED REMOVABLE PARTIAL DENTURE?
- 2) WHAT IS A HEIGHT OF CONTOUR?
- 3) WHAT ARE GUIDING PLANES?
- 4) WHAT IS A SURVEY LINE?
- 5) WHAT IS A SUPRABULGE & INFRABULGE?

**Maharashtra Institute of Dental Sciences & Research  
(Dental College) Latur**

**DEPARTMENT OF PROSTHODONTICS INCLUDING CROWN & BRIDGE AND  
IMPLANTOLOGY**

**TOPIC-DENTURE SUPPORT**

**CARD NO.23**

**1) HOW WILL THE ALVEOLAR RIDGE RESPOND TO A MANDIBULAR COMPLETE  
DENTURE BASE THAT TERMINATES SHORT OF RETROMOLAR PAD:**

**2) THE PRIMARY DENTURE SUPPORT AREA FOR A MANDIBULAR COMPLETE  
DENTURE IS:**

**Maharashtra Institute of Dental Sciences & Research  
(Dental College) Latur**

**DEPARTMENT OF PROSTHODONTICS INCLUDING CROWN & BRIDGE AND  
IMPLANTOLOGY**

**TOPIC-PRE-PROSTHETIC SURGERY**

**CARD NO.-24**

**1) WHAT IS PRE-PROSTHETIC SURGERY ?**

**2) SURGICAL REMOVAL OF A MAXILLARY TORUS IS INDICATED WHEN?**

**3) DIFFREENT TYPES OF PRE-PROSTHETIC SURGERY ?**

**4) WHAT ARE THE BENEFITS OF PRE-PROSTHETIC SURGERY ?**

**Maharashtra Institute of Dental Sciences & Research  
(Dental College) Latur**

**DEPARTMENT OF PROSTHODONTICS INCLUDING CROWN & BRIDGE AND  
IMPLANTOLOGY**

**TOPIC- JAW REGISTRATION**

**CARD NO.-25**

- 1) WHAT IS JAW RELATION.
- 2) DIFFERENT TYPES OF JAW RELATION.
- 3) DEFINE ORIENTATION JAW RELATION.
- 4) WHAT VERTICLE JAE RELATION?
- 5) DEFINE CENTRIC RELATION?

*K. S. K.*  
**Principal**  
**M. I. D. S. R. Dental College**  
**LATUR**

**Maharashtra Institute of Dental Sciences & Research  
(Dental College) Latur**

**DEPARTMENT OF PROSTHODONTICS INCLUDING CROWN & BRIDGE AND  
IMPLANTOLOGY**

**TOPIC- DENTAL CERAMICS, DIE MATERIALS AND SHADE SELECTION    CARD NO.-2**

1. CLASSIFICATION OF DENTURE BASE RESIN
2. DIFFERENCE BETWEEN HEAT CURED AND COLD CURED DENTURE BASE RESIN
3. COMPOSITION OF HEAT AND COLD CURED DENTURE BASE RESIN
4. PHYSICAL STAGES OF POLYMERIZATION
5. CHEMICAL STAGES OF POLYMERIZATION
6. CURING CYCLE OF HEAT CURED DENTURE BASE RESIN

**Maharashtra Institute of Dental Sciences & Research  
(Dental College) Latur**

**DEPARTMENT OF PROSTHODONTICS INCLUDING CROWN & BRIDGE AND  
IMPLANTOLOGY**

**TOPIC- DENTAL CERAMICS, DIE MATERIALS AND SHADE SELECTION    CARD NO.-2**

1. DEFINE
2. CLASSIFICATION
3. DEFINE DIE
4. ENUMERATE VARIOUS DIE MATERIALS
5. DEFINE HUE, CHROMA AND VALUE



**Maharashtra Institute of Dental Sciences & Research  
(Dental College) Latur**

**DEPARTMENT OF PROSTHODONTICS INCLUDING CROWN & BRIDGE AND  
IMPLANTOLOGY**

**TOPIC- CASTING AND CASTING DEFECTS**

**CARD NO.-3**

- 1. ENUMERATE STEPS INVOLVE DURING CASTING**
- 2. DEFINE SPRUE**
- 3. ENUMERATE CASTING DEFECTS**
- 4. SUCK BACK POROSITY**
- 5. BACK PRESSURE POROSITY**

**Maharashtra Institute of Dental Sciences & Research  
(Dental College) Latur**

**DEPARTMENT OF PROSTHODONTICS INCLUDING CROWN & BRIDGE AND  
IMPLANTOLOGY**

**TOPIC- INVESTMENT MATERIALS**

**CARD NO.-4**

- 1. CLASSIFY INVESTMENT MATERIALS**
- 2. GYPSUM BONDED INVESTMENT MATERIALS**
- 3. PHOSPHATE BONDED INVESTMENT MATERIALS**
- 4. ETHYL SILICATE BONDED INVESTMENT MATERIALS**

  
**M. I. D. S. R. Dental College  
LATUR**

**Maharashtra Institute of Dental Sciences & Research  
(Dental College) Latur**

**DEPARTMENT OF PROSTHODONTICS INCLUDING CROWN & BRIDGE AND  
IMPLANTOLOGY**

**TOPIC- GYPSUM AND GYPSUM PRODUCTS**

**CARD NO.-5**

- 1. CLASSIFICATION**
- 2. MANUFACTURING OF GYPSUM PRODUCTS**
- 3. DIFFERENCE BETWEEN DENTAL PLASTER AND DENTAL STONE**
- 4. HYGROSCOPIC EXPANSION**
- 5. USES OF GYPSUM PRODUCTS**

**Maharashtra Institute of Dental Sciences & Research  
(Dental College) Latur**

**DEPARTMENT OF PROSTHODONTICS INCLUDING CROWN & BRIDGE AND  
IMPLANTOLOGY**

**TOPIC- ELASTOMERIC IMPRESSION MATERIALS**

**CARD NO.-6**

- 1. CLASSIFICATION OF ELASTOMERIC IMPRESSION**
- 2. USES**
- 3. ADVANTAGES AND DISADVANTAGES**

  
**Principal**  
**M. I. D. S. R. Dental College**  
**LATUR**

**Maharashtra Institute of Dental Sciences & Research  
(Dental College) Latur**

**DEPARTMENT OF PROSTHODONTICS INCLUDING CROWN & BRIDGE AND  
IMPLANTOLOGY**

**TOPIC- ALGINATE**

**CARD NO.-7**

- 1. COMPOSITION**
- 2. CLASSIFICATION**
- 3. MANIPULATION**
- 4. USES**
- 5. DUST FREE ALGINATE**

**Maharashtra Institute of Dental Sciences & Research  
(Dental College) Latur**

**DEPARTMENT OF PROSTHODONTICS INCLUDING CROWN & BRIDGE AND  
IMPLANTOLOGY**

**TOPIC- ZINC OXIDE EUGENOL IMPRESSION PASTE**

**CARD NO.-8**

- 1. COMPOSITION**
- 2. CLASSIFICATION**
- 3. MANIPULATION**
- 4. USES**

  
**Principal**  
**M. I. D. S. R. Dental College**  
**LATUR**

**Maharashtra Institute of Dental Sciences & Research  
(Dental College) Latur**

**DEPARTMENT OF PROSTHODONTICS INCLUDING CROWN & BRIDGE AND  
IMPLANTOLOGY**

**TOPIC- IMPRESSION COMPOUND**

**CARD NO.-9**

- 1. COMPOSITION**
- 2. CLASSIFICATION**
- 3. MANIPULATION**
- 4. USES**
- 5. GLASS TRANSITION TEMP.**
- 6. FUSION TEMP.**

**Maharashtra Institute of Dental Sciences & Research  
(Dental College) Latur**

**DEPARTMENT OF PROSTHODONTICS INCLUDING CROWN & BRIDGE AND  
IMPLANTOLOGY**

**TOPIC- IMPRESSION MATERIALS**

**CARD NO.-10**

- 1. DEFINE IMPRESSION**
- 2. CLASSIFICATION OF IMPRESSION MATERIALS**
- 3. DEFINE CAST, DIE**
- 4. IDEAL REQUIREMENTS OF IMPRESSION MATERIALS**

  
**Principal**  
**M. I. D. S. R. Dental College**  
**LATUR**

**Maharashtra Institute of Dental Sciences & Research  
(Dental College) Latur**

**DEPARTMENT OF PROSTHODONTICS INCLUDING CROWN & BRIDGE AND  
IMPLANTOLOGY**

**TOPIC- PHYSICAL, MECHANICAL AND BIOLOGICAL PROPERTIES OF DENTAL  
MATERIALS**

**CARD NO.-11**

1. ELASTIC LIMIT
2. STRENGTH (COMPRESSIVE, TENSILE, SHEAR)
3. PROPORTIONAL LIMIT
4. TEAR STRENGTH
5. BIOCOMPATIBILITY

  
**Principal**  
**M. I. D. S. R. Dental College**  
**LATUR**

**Maharashtra Institute of Dental Sciences & Research  
(Dental College) Latur**

**DEPARTMENT OF PROSTHODONTICS INCLUDING CROWN & BRIDGE AND  
IMPLANTOLOGY**

**TOPIC- COMPLETE DENTURE**

**CARD NO.-1**

- 1) DEFINE IMPRESSION, PRIMARY IMPRESSION?
- 2) DEFINE CASTS ?
- 3) THEORIES OF IMPRESSION MAKING?
- 4) TRAY SELECTION?
- 5) DEFINE BORDER MOULDING?

**Maharashtra Institute of Dental Sciences & Research  
(Dental College) Latur**

**DEPARTMENT OF PROSTHODONTICS INCLUDING CROWN & BRIDGE AND  
IMPLANTOLOGY**

**TOPIC- COMPLETE DENTURE**

**CARD NO.-2**

- 1) TECHNIQUE OF BORDER MOULDING?
- 2) MATERIALS USED FOR SINGLE STEP BORDER MOULDING?
- 3) MAXILLARY STRERS BEARING AREA?
- 4) MAXILLARY RELIEF AREA?
- 5) MANDIBULAR STRERS BEARING AREA?

*Singore*  
**Principal,**  
**M. I. D. S. R. Dental College**  
**LATUR**

**Maharashtra Institute of Dental Sciences & Research  
(Dental College) Latur**  
DEPARTMENT OF PROSTHODONTICS INCLUDING CROWN & BRIDGE AND  
IMPLANTOLOGY

TOPIC- COMPLETE DENTURE

CARD NO.-3

- 1) MANDIBULAR RELIEF AREA?
- 2) DEFINE PPS & FUNCTION OF PPS?
- 3) TECHNIQUE TO RECORD PPS?
- 4) DEFINE JAW RELATION & CLASSIFY IT?
- 5) DEFINE ORIENTATION JAW RELATION ?

**Maharashtra Institute of Dental Sciences & Research  
(Dental College) Latur**  
DEPARTMENT OF PROSTHODONTICS INCLUDING CROWN & BRIDGE AND  
IMPLANTOLOGY

TOPIC- COMPLETE DENTURE

CARD NO.-4

- 1) WHAT TO CHECK IN ORIENTATION JAW RELATION?
- 2) HOW TO RECORD ORIENTATION JAW RELATION?
- 3) DEFINE VERTICAL JAW RELATION?
- 4) DIFFERENT METHOD TO RECORD VERTICAL JAW RELATION?
- 5) WHAT IS NISWONGERS METHOD?

  
**Principal**  
M. I. D. S. R. Dental College  
LATUR

**Maharashtra Institute of Dental Sciences & Research  
(Dental College) Latur**  
DEPARTMENT OF PROSTHODONTICS INCLUDING CROWN & BRIDGE AND  
IMPLANTOLOGY

TOPIC- COMPLETE DENTURE

CARD NO.-5

- 1) WHAT IS SILVERMANS CLOSEST SPEAKING SPACE METHOD?
- 2) DEFINE FREE WAY SPACE RANGE OF FACE WAY SPACE?
- 3) HOW TO GUIDE PATIENT IN CENTRIC RELATION?
- 4) CLASSIFICATION OF CENTRIC JAW RELATION?
- 5) METHODS TO RECORD CENTRIC JAW RELATION ?

**Maharashtra Institute of Dental Sciences & Research  
(Dental College) Latur**  
DEPARTMENT OF PROSTHODONTICS INCLUDING CROWN & BRIDGE AND  
IMPLANTOLOGY

TOPIC- COMPLETE DENTURE

CARD NO.-6

- 1) DEFINE OCCLUSAL IN COMPLETE DENTURE ?
- 2) TYPES OF OCCLUSAL SCHEME IN COMPLETE DENTURE?
- 3) DIFFERENCE BETWEEN NATURAL DENTITION & ARTIFICIAL DENTITION?
- 4) DEFINE TRY IN WHAT TO CHECKING TRY IN?
- 5) HOW TO CHECK RETENTION & STABILITY IN BOTH MAXILLARY MANDIBULAR DENTURE?

  
**Principal**  
M. I. D. S. R. Dental College  
LATUR



**Maharashtra Institute of Dental Sciences & Research  
(Dental College) Latur**  
DEPARTMENT OF PROSTHODONTICS INCLUDING CROWN & BRIDGE AND  
IMPLANTOLOGY

TOPIC- COMPLETE DENTURE

CARD NO.-7

- 1) USES OF DIAGNOSTIC CAST?
- 2) USES OF MASTER CAST?
- 3) DEFINE ARTICULATOR & ITS CLASSIFICATION?
- 4) WHAT TO CHECK IN DENTURE INSTRUCTION?
- 5) HOW TO CHECK FACIAL SYMMETRY & ITS SIGNIFICANCE?

**Maharashtra Institute of Dental Sciences & Research  
(Dental College) Latur**  
DEPARTMENT OF PROSTHODONTICS INCLUDING CROWN & BRIDGE AND  
IMPLANTOLOGY

TOPIC- COMPLETE DENTURE

CARD NO.-8

- 1) TYPE OF SALIVA & SIGNIFICANCE?
- 2) COMPOSITION OF HEAT CURE & COLD CURE ACRYLIC RESIN?
- 3) FINISHING & POLISHING?
- 4) CLASSIFY RIDGE RELATION, RIDGE FORM?
- 5) SURFACE OF COMPLETE DENTURE?

  
**Principal**  
M. I. D. S. R. Dental College  
LATUR

**Maharashtra Institute of Dental Sciences & Research  
(Dental College) Latur**  
DEPARTMENT OF PROSTHODONTICS INCLUDING CROWN & BRIDGE AND  
IMPLANTOLOGY

TOPIC- COMPLETE DENTURE

CARD NO.-9

- 1) TMJ EXAMINATION - DETAIL?
- 2) CLASSIFY PATIENT MENTAL ATTITUDE?
- 3) WHAT IS BENCH CURING ? CURING CYCLES?
- 4) CLASSIFY TONGUE POSITION?

**Maharashtra Institute of Dental Sciences & Research  
(Dental College) Latur**  
DEPARTMENT OF PROSTHODONTICS INCLUDING CROWN & BRIDGE AND  
IMPLANTOLOGY

TOPIC- FPD

CARD NO.-10

- 1) DEFINE FIXED PARTIAL DENTURE?
- 2) PARTS OF FPD?
- 3) CLASSIFY FPD?
- 4) PONTIC DESIGNS?

  
**Principal**  
M. I. D. S. R. Dental College  
LATUR

**Maharashtra Institute of Dental Sciences & Research  
(Dental College) Latur**  
DEPARTMENT OF PROSTHODONTICS INCLUDING CROWN & BRIDGE AND  
IMPLANTOLOGY

TOPIC- FPD

CARD NO.-11

- 1) TYPE OF CONNECTOR?
- 2) DEFINE TOOTH PREPARATION?
- 4) DEFINE FINISH LINE, TYPE OF FINISH LINE?
- 5) DIFFERENCE BETWEEN SUPRAGINGIVAL & SUBGINGIVAL FINISH LINE INDICATIONS OF EACH?

**Maharashtra Institute of Dental Sciences & Research  
(Dental College) Latur**  
DEPARTMENT OF PROSTHODONTICS INCLUDING CROWN & BRIDGE AND  
IMPLANTOLOGY

TOPIC- FPD

CARD NO.-12

- 1) DEFINE GINGIVAL RETRACTION?
- 2) TECHNIQUE OF GINGIVAL RETRACTION & ITS PURPOSE?
- 3) IMPRESSION TECHNIQUE IN FPD?
- 4) DEFINE TEMPORIZATION – ITS INDICATIONS?
- 5) MATERIALS USED FOR TEMPORIZATION, TECHNIQUES FOR FABRICATION?

  
Principal  
M. I. D. S. R. Dental College  
LATUR

**Maharashtra Institute of Dental Sciences & Research  
(Dental College) Latur**

**DEPARTMENT OF PROSTHODONTICS INCLUDING CROWN & BRIDGE AND  
IMPLANTOLOGY**

**TOPIC- FPD**

**CARD NO.-13**

- 1) BIOMECHANICAL PRINCIPLES OF TOOTH PREPARATION?
- 2) MATERIALS USED FOR TEMPORIZATION, TECHNIQUES FOR FABRICATION?
- 3) ABUTMENT SELECTION CRITERIA?

**Maharashtra Institute of Dental Sciences & Research  
(Dental College) Latur**

**DEPARTMENT OF PROSTHODONTICS INCLUDING CROWN & BRIDGE AND  
IMPLANTOLOGY**

**TOPIC- RPD**

**CARD NO.-14**

- 1) CLASSIFY PARTIAL EDENTULOUS ARCH?
- 2) PARTS OF RPD?
- 3) TYPE OF A) MAJOR CONNECTOR B) DIRECT RETAINER C) MINOR CONNECTOR  
D) INDIRECT RETAINER
- 4) DEFINE REST & REST SEAT?

*Sangaree*  
**Principal**  
M. I. D. S. R. Dental College  
LATUR

**Maharashtra Institute of Dental Sciences & Research  
(Dental College) Latur**

**DEPARTMENT OF PROSTHODONTICS INCLUDING CROWN & BRIDGE AND  
IMPLANTOLOGY**

**TOPIC- RPD**

**CARD NO.-15**

- 1) RPI SYSTEM ?
- 2) FINISH LINES IN RPD?
- 3) IMPRESSION TECHNIQUE IN RPD?
- 4) DEFINE SURVEYING ?

**Maharashtra Institute of Dental Sciences & Research  
(Dental College) Latur**

**DEPARTMENT OF PROSTHODONTICS INCLUDING CROWN & BRIDGE AND  
IMPLANTOLOGY**

**TOPIC- RPD**

**CARD NO.- 16**

- 1) INDICATION OF RPD?
- 2) KENNEDY CLASSIFICATION OF EDENTULOUS ARCHES?
- 3) COLOUR CODE INDEX MARKINGS ON MASTER CAST?
- 4) FUNCTIN OF MAJOR CONNECTOR IS THAT IT ?

*Jay Prakash*  
**M. I. D. S. R. Dental College**  
**LATUR**

**Maharashtra Institute of Dental Sciences & Research  
(Dental College) Latur**

**DEPARTMENT OF PROSTHODONTICS INCLUDING CROWN & BRIDGE AND  
IMPLANTOLOGY**

**TOPIC- RPD**

**CARD NO.- 17**

- 1) WHAT IS SINGLE PALATAL BAR & IMPORTANT FEATURES?
- 2) WHAT IS PALATAL STRAP AND IMPORTANT FEATURES?
- 3) WHAT IS ANTEROPOSTERIOR PALATAL BAR (DOUBLE PALATAL BAR) & IMPORTANT FEATURES?
- 4) ANTEROPOSTERIOR PALATAL STRAP (CLOSED HORSE-SHOE)?

**Maharashtra Institute of Dental Sciences & Research  
(Dental College) Latur**

**DEPARTMENT OF PROSTHODONTICS INCLUDING CROWN & BRIDGE AND  
IMPLANTOLOGY**

**TOPIC- RPD**

**CARD NO.- 18**

- 1) WHAT IS 'U' SHAPED OR HORSE SHOE SHAPED & IMPORTANT FEATURES ?
- 2) COMPLETE PLATATE (PALATAL PLATE) ?
- 3) WHAT IS SIMPLE CIRCLET CLASP ?
- 4) WHAT IS REVERSE CIRCLET OR REVERSE APPROACH CLASP?

  
**Principal**  
M. I. D. S. R. Dental College  
LATUR

**Maharashtra Institute of Dental Sciences & Research  
(Dental College) Latur**

**DEPARTMENT OF PROSTHODONTICS INCLUDING CROWN & BRIDGE AND  
IMPLANTOLOGY**

**TOPIC- RPD**

**CARD NO.- 19**

- 1) **WHAT IS MULTIPLE CIRCLET CLASP?**
- 2) **WHAT IS EMBRASURE CLASP OR MODIFICATION CRIB CLASP?**
- 3) **WHAT IS EMBRASURE CLASP OR MODIFIED CRIB CLASP?**
- 4) **WHAT IS RING CLASP?**

**Maharashtra Institute of Dental Sciences & Research  
(Dental College) Latur**

**DEPARTMENT OF PROSTHODONTICS INCLUDING CROWN & BRIDGE AND  
IMPLANTOLOGY**

**TOPIC- RPD**

**CARD NO.- 20**

- 1) **FLEXIBLE COMPONENT OF CLASP?**
- 2) **THE FUNCTION OF THE OCCLUSAL REST IS TO?**
- 3) **IN DESIGNING THE OCCLUSAL REST SEAT THE FLOOR OF THE REST SEAT SHOULD BE INCLINED TOWARDS THE ?**

  
**Principal**  
**M. I. D. S. R. Dental College**  
**- LATUR**

**Maharashtra Institute of Dental Sciences & Research  
(Dental College) Latur**

**DEPARTMENT OF PROSTHODONTICS INCLUDING CROWN & BRIDGE AND  
IMPLANTOLOGY**

**TOPIC- RPD**

**CARD NO.- 21**

- 1) PONTIC DESIGN CLASSIFICATION ?
- 2) PONTIC DESIGN ?
- 3) ADVANTAGES OF THREE-QUARTER CROWNS?

**Maharashtra Institute of Dental Sciences & Research  
(Dental College) Latur**

**DEPARTMENT OF PROSTHODONTICS INCLUDING CROWN & BRIDGE AND  
IMPLANTOLOGY**

**TOPIC- RPD**

**CARD NO.- 22**

- 1) WHAT IS ANTE'S LAW CONCERNS THE?
- 2) FAVORABLE (MINIMUM) CROWN-ROOT RATIO?
- 3) WHICH FORM OF ROOT OF THE TOOTH SERVES BETTER FOR ABUTMENT ?
- 4) LATERAL INCISOR CANNOT BE USED AS AN SOLE ABUTMENT DUE TO ?

  
**Principal**  
**M. I. D. S. R. Dental College**  
**LATUR**



**Maharashtra Institute of Dental Sciences & Research  
(Dental College) Latur**

**DEPARTMENT OF PROSTHODONTICS INCLUDING CROWN & BRIDGE AND  
IMPLANTOLOGY**

**TOPIC- RPD**

**CARD NO.- 23**

**1) ACCORDING TO THE ANT'S LAW: THE COMBINED PERICEMENTAL AREAS OF ALL THE ABUTMENT TEETH SUPPORTING A FPD SHOULD BE EQUAL TO OR GREATER IN PERICEMENTAL AREA THAN THE TOOTH TO BE REPLACED.**

**2) WHAT IS SADDLE PONTIC ?**

**3) WHAT IS RIDGE LAP PONTIC ?**

**4) WHAT IS SPHEROIDAL PONTICS?**

**Maharashtra Institute of Dental Sciences & Research  
(Dental College) Latur**

**DEPARTMENT OF PROSTHODONTICS INCLUDING CROWN & BRIDGE AND  
IMPLANTOLOGY**

**TOPIC- RPD**


**CARD NO.- 24**

**1) WHAT IS RIDGE LAP PONTIC ?**

**2) WHAT IS CONICAL PONTIC?**

**3) WHAT IS MODIFIED RIDGE LAP PONTIC?**

**4) WHAT IS SPHEROIDAL PONTICS?**

  
**Principal**  
**M. I. D. S. R. Dental College**  
**LATUR**


**Maharashtra Institute of Dental Sciences & Research  
(Dental College) Latur**

**DEPARTMENT OF PROSTHODONTICS INCLUDING CROWN & BRIDGE AND  
IMPLANTOLOGY**

**TOPIC- RPD**

**CARD NO.- 25**

- 1) WHAT IS SANITARY OR HYGIENIC OR FISH BELLY PONTIC ?
- 2) API SYSTEM?
- 3) TYPES OF SURVEYOR, PARTS OF SURVEYOR?
- 4) DEFINE GUIDING PLANE?

  
**Principal**  
M. I. D. S. R. Dental College  
LATUR