

MAHARASHTRA INSTITUTE OF DENTAL SCIENCE AND RESEARCH

Syllabus Distribution

Subject	class	theory			practical		
		1st internal syllabus	2nd internal syllabus	prilim syllabus	1st internal syllabus	2nd internal syllabus	prilim syllabus
	First Year	Defination and Histotechniques	Temporomandibular Joint Maxillary Sinus	Deglutition Speech	Stains Imaginary Carving	Dentin Maxillary Canine	Maxillary first Molar Maxillary Second
		Special stains & Cells	Age Changes in Oral Tissues	Development of Tongue	Cells	Mandibular Canine	Maxillary Third
		Development of face	Histochemistry of oral	Development of Mandible	Maxillary Central	Maxillary first	Mandibular first
		Tooth numbering	Methods used in preparation	Development of Maxilla	Mandibular Central	Mandibular first	Mandibular second
		Traits	Repair and Regeneration of	Trigeminal nerve	Maxillary Lateral	Maxillary Second	Mandibular Third
		Development of tooth	Fibroblast and Products	Facial nerve	Mandibular Lateral	Pulp	Salivary Glands
		Enamel	The primary(Deciduous)	Muscles of facial	Development of tooth	Cementum	Bone
		Dentin	Maxillary Central incisors	Calcium, Phosphorous,	Enamel	Periodontal	Oral Mucous
		Cementum	Maxillary Lateral Incisors	Microscope		Mandibular Second	
		Pulp	Mandibular Central Incisors	Defence cells of body		Mandibular Second	
		Periodontal Ligament	Mandibular Lateral Incisors			Mandibular Second	
		Alveolar bone	Maxillary canines				
		Oral Mucous	Mandibular canines				
		Salivary glands	Maxillary 1st Premolars				
		Erupting	Maxillary 2nd premolars				
		Shedding	Mandibular 1st Premolars				
			Mandibular 2nd premolars				
			Maxillary 1st Molars				
			Maxillary 2nd Molars				
			Mandibular 1st Molars				
			Mandibular 2nd Molars				
			Pump chambers & canals				
			Occlusion				
			Diff. bet Deciduous -				
			Basic Cells				
			Character of Deciduous teeth				
			Blood, nerve, lymph supply				
			composition of saliva				
	functions of saliva						
	physiology of saliva						

Kangam
Principal
M.I.D.S.R. Dental College,
LATUR

MAHARASHTRA INSTITUTE OF DENTAL SCIENCE AND RESEARCH

Syllabus Distribution

Subject	class	theory			practical		
		1st internal syllabus	2nd internal syllabus	prilim syllabus	1st internal syllabus	2nd internal syllabus	prilim syllabus
oral Pathology			muscles of mastication				
	3rd Year	Stains	Malignant connective tissue	Dental caries	Stains	Premalignant Lesion	Odontogenic tumour
		Developmental	Nerve tissue tumor	Pulp and periapical lesion	-Masson's trichome	-Leukoplakia	-Follicular
		Benign Epithelial	Salivary gland tumour	Regressive alteration of the	-Van gieson's stain	-Carcinoma in situ	-Plexiform
		Premalignant Lesion	Odontogenic cyst	Diseases of bone	-Mallory stain		-Acanthomatous
		Premalignant	Odontogenic tumour	Diseases of skin	-PAS Stain	Premalignant	-Granular
		Malignant epithelial	Viral Infections	Physical injury	-H & E Stain	-Oral submucous fibrosis	-Basal cell
		Benign connective	Bacterial infection		Developmental		-Desmoplastic
			Fungal infections		-Fordyes Granules	Malignant epithelial	-Unicystic
					Benign Epithelial	-Squamous cell	-Adenomatoid
					-Papilloma	-Squamous cell	-Calcifying
					-Junctional nevus	-Squamous cell	-Ameloblastic
						-Verrucous	-Complex odontoma
						-Malignant melanoma	-Compound odontoma
						Benign connective	Bacterial infection
						-Fibroma	-Tuberculosis
						-Peripheral ossifying	-Actinomycosis
						-Central ossifying	
						-Peripheral giant	
						-Central giant cell	Fungal infections
						-Lipoma	-Candidiasis
						-Capillary	
						-Cavernous	Dental caries
						-Lymphangioma	-Pit and fissure
						-Osteoma	-Smooth surface
						Malignant	-Millers foci
						-Fibrosarcoma	
						-Osteosarcoma	Pulp and periapical
					-Acute pulpitis		

Sanganu
Principal
M.I.D.S.R. Dental College,
LATUR

MAHARASHTRA INSTITUTE OF DENTAL SCIENCE AND RESEARCH

Syllabus Distribution

Subject	class	theory			practical		
		1st internal syllabus	2nd internal syllabus	prilim syllabus	1st internal syllabus	2nd internal syllabus	prilim syllabus
						Nerve tissue tumor	-Chronic pulpitis
						-Neurofibroma	-Pulp Polyp
						-Neurolemmoma	-Osteomyelitis
						Salivary gland	Regressive alteration
						-Pleomorphic	-Transperant dentin
						-Warthin's tumour	-Dead tracts and
						-Mucoepidermoid	-Primary &
						-Adenoid cystic	-Pulp stone
							-Diffused
						Odontogenic cyst	-Hypercementitis
						-Dentigerous cyst	-Cementicals in pdl
						-Odontogenic	
						-Calcifying	Diseases of bone
						-Radicular cyst	-Fibrous Dysplasia
						-Cholesterol cleft	-Paget's Disease
							Diseases of skin
							-Lichen planus
							-Pemphigus
							-Pemphigoid
					Physical injury		
					-Mucocele		
	2nd Year	STRUCTURE OF	RESTORATIVE RESINS:	WROUGHT BASE	Class-I Cavity	Class-II Cavity	Class- II Cavity
		IMPORTANT	METAL AND ALLOYS:	DENTAL CEMENTS			
		BIOLOGICAL	DIRECT FILLING GOLD:	DENTAL CERAMICS			
		GYPSUM &	DENTAL CASTING	ABRASION &			
		IMPRESSION	DENTAL WAXES	DIE AND COUNTER DIE			

Kangana
Principal
M.I.D.S.R. Dental College,
I A T U R

MAHARASHTRA INSTITUTE OF DENTAL SCIENCE AND RESEARCH

Syllabus Distribution

Subject	class	theory			practical		
		1st internal syllabus	2nd internal syllabus	prilim syllabus	1st internal syllabus	2nd internal syllabus	prilim syllabus
Endodontics and conservative dentistry		SYNTHETIC	DENTAL CASTING	DENTAL IMPLANTS			
			SOLDERING, BRAZING	MECHANICS OF			
	final year	1. Nomenclature Of	21. Recent Cavity	41. Obturation of the root	Class-II Amalgam	Class-II Amalgam	Class-II Amalgam
		2. Principles Of	22. Differences between	42. Root canal sealers.	Case History-03	Case History-03	Case History-04
		3. Dental Caries :	23. Control Of Pain During	43. post endodontic			
		4. Treatment Planning	24. Treatment Planning For	44. smear layer and its			
		5. Gnathological	25. Vitality Tests, Diagnosis	45. discoloured teeth and			
		6. Aramamentarium	26. Applied Dental	46. traumatised teeth			
		7. Control of	27. Endodontics:	47. endodontic surgeries			
		8. Amalgam	28. Clinical diagnostic	48. root resorption.			
		9. Pulp Protection :	29. Emergency endodontic	49. emergency endodontic			
		10. Anterior	30. Pulpal diseases causes,	50. lasers in conservative			
		11. Direct Filling	31. Periapical diseases: acute	51. professional association			
		12. Preventive	32. Vital pulp therapy:	52. duties towards the govt.			
		13. Temporisation or	33. Apexogenesis and	53. financial management			
		14. Pin Amalgam	34. Rationale of endodontic	54. dental material and			
		15. Management Of	35. Principles of root canal	55. Ethics			
		16. Non Carious	36. Anatomy of the pulp				
		17. Hyper Sensitive	37. Preparation of root canal				
		18. Cast Restorations	38. Disinfection of root				
19. Die Materials And	39. Problems during						
20. Gingival Tissue	40. Methods of cleaning						
		The Gingiva	Periodontal Examination and	The Gingiva	Periodontal	Clinical Disgnosis	Periodontal
		The tooth supporting	Radiographic Aids in the	The tooth supporting	Diagnostic	Prognosis	Diagnostic
		Aging and the	Clinical Risk Assessment	Aging and the	Scaling and	Treatment Plan	Scaling and
		Classification of	Determination of Prognosis	Classification of Diseases	Subgingival Scaler	Supportive	Subgingival Scaler
		Microbiology of	The Treatment Plan	Microbiology of	Curetters	Case History	Curetters
		The role of dental	Periodontal Treatment of	The role of dental calculus	Ultrasonic and Sonic	Viva Questions	Ultrasonic and Sonic
		Genetic factors	Treatment of Aggressive and	Genetic factors associated	Dental Endoscope		Dental Endoscope

Sangam
Principal
M.I.D.S.R. Dental College,
LATUR

MAHARASHTRA INSTITUTE OF DENTAL SCIENCE AND RESEARCH

Syllabus Distribution

Subject	class	theory			practical		
		1st internal syllabus	2nd internal syllabus	prilim syllabus	1st internal syllabus	2nd internal syllabus	prilim syllabus
Periodontics	Final Year	Immunity and	Treatment of Acute Gingival	Immunity and	Cleaning and		Cleaning and
		Smoking and	Treatment of Periodontal	Smoking and Periodontal	Surgical Instruments		Surgical Instruments
		Host Modulation	Endodontic-Periodontic	Host Modulation	Oral Hygeine Aids		Oral Hygeine Aids
		Oral Malodor	Phase I Periodontal Therapy	Oral Malodor	Interdental Clining		Interdental Clining
		Defence mechanism	Plaque Biofilm Control for	Defence mechanism of	Intradental Cleaners		Intradental Cleaners
		Gingival	Scaling and Root Planing	Gingival inflammation	Oral Irrigative		Oral Irrigative
		Clinical features of	Sonic and Ultrasonic	Clinical features of	Chemical plaque		Chemical plaque
		Gingival enlargement	Systemic Anti-infective	Gingival enlargement			Clinical Disgnosis
		Acute gingival	Occlusal Evaluation and	Acute gingival infections			Prognosis
		Gingival diseases in	Orthodontics:	Gingival diseases in			Treatment Plan
		Desquamative	Phase II Periodontal Therapy	Desquamative gingivitis			Supportive
		Periodontal pocket	Periodontal and Peri-implant	Periodontal pocket			Case History
		Bone loss and patterns	General Principles of	Bone loss and patterns of			Viva Questions
		Periodontal response	Periodontal Surgical Therapy	Periodontal response to			
		Masticatory system	Treatment of Gingival	Masticatory system			
		Chronic Periodontitis	Resective Osseous Surgery	Chronic Periodontitis			
		Necrotizing ulcerative	Periodontal Regeneration	Necrotizing ulcerative			
		Aggressive	Furcation: Involvement and	Aggressive Periodontitis			
		Pathology and		Pathology and management			
				Periodontal Examination			
				Radiographic Aids in the			
				Clinical Risk Assessment			
				Determination of Prognosis			
				The Treatment Plan			
				Periodontal Treatment of			
				Treatment of Aggressive			
				Treatment of Acute			
				Treatment of Periodontal			
		Endodontic-Periodontic					
		Phase I Periodontal					
		Plaque Biofilm Control for					

Srinivasan
Principal
M.I.D.S.R. Dental College,
LATUR

MAHARASHTRA INSTITUTE OF DENTAL SCIENCE AND RESEARCH

Syllabus Distribution

Subject	class	theory			practical		
		1st internal syllabus	2nd internal syllabus	prilim syllabus	1st internal syllabus	2nd internal syllabus	prilim syllabus
				Scaling and Root Planing			
				Sonic and Ultrasonic			
				Systemic Anti-infective			
				Occlusal Evaluation and			
				Orthodontics:			
				Phase II Periodontal			
				Periodontal and Peri-			
				General Principles of			
				Periodontal Surgical			
				Treatment of Gingival			
				Resective Osseous Surgery			
				Periodontal Regeneration			
				Furcation: Involvement and			
				Periodontal Plastic and			
				Leukocyte- and Platelet-			
				Preparation of the			
				Restorative			
				Multidisciplinary Versus			
				Supportive Periodontal			
				Results of Periodontal			
				Lasers in Periodontal and			
				Periodontal Microsurgery			
				Dental Implant			
		Introduction to PHD	Health Care delivery system		Oral Hygiene index ,	Decayed Missing	Oral Hygiene index ,
		History of public	International Health	Rsearch Methodolgy and	oral hygiene index -	Decayed Missing	oral hygiene index -
		Concept of Health and	Finance in Dentistry	Epidemilogy of periodontal	Gingival Index	Russle's Index	Decayed Missing
		Principles Of	Epidemilogy of Dental	Water and water	,Plaque Index ,	Community	Decayed Missing
		Health Education	Epidemilogy of Oral Cancer	Health Care delivery	ART	Community	Gingival Index
		Communication	School Health Programmes	Occupational Hazards		Pit & Fissure sealant	,Plaque Index ,
		Planning and	Dental Ethics	Introduction to PHD		WHO Performa	WHO Performa

Rangan
Principal
M.I.D.S.R. Dental College,
LATUR

MAHARASHTRA INSTITUTE OF DENTAL SCIENCE AND RESEARCH

Syllabus Distribution

Subject	class	theory			practical		
		1st internal syllabus	2nd internal syllabus	prilim syllabus	1st internal syllabus	2nd internal syllabus	prilim syllabus
PHD	Final Year	Dental Manpower	Survey	History of public health			Russle's Index
		Dental Ethics	ART and Pit and Fissure	Concept of Health and			fluoride application
		Indian Dental	Mobile Dental Van	Principles Of			ART
			Establishing Dental OFFICE	Health Education			Pit & Fissure sealant
				Communication			
				Planning and Evaluation			
				Dental Manpower			
				Dental Ethics			
				Indian Dental Association			
				Concept of disease			
				Concept of prevention			
				Introduction of			
				Descriptive Epidemiology			
				International Health			
				Finance in Dentistry			
				Epidemiology of Dental			
				Epidemiology of Oral			
				School Health Programmes			
				Dental Ethics			
				Survey			
		ART and Pit and Fissure					
		Mobile Dental Van					
		Establishing Dental					
		Defination, Aims,	Orthodontic Diagnosis	Biology of tooth movement	spotters	spotters	spotters
		Basic principles of	Treatment Planning	The mechanics of tooth	wirebending	model analysis	model analysis
		Basic Concepts of	Model Analysis	Anchoarage		wirebending	wirebending
		prenatal growth of	Basic Cephalometrics	Fixed appliances			
		postnatel growth of	Cephalometrics Analysis	Removable Appliances			
		Genetics of	Skeletal maturity indicators	Interceptive Orthodontics			
		Development of	Methods of gaining space	Preventive Orthodontics			

Sangam
Principal
M.I.D.S.R. Dental College,
LATUR

MAHARASHTRA INSTITUTE OF DENTAL SCIENCE AND RESEARCH

Syllabus Distribution

Subject	class	theory			practical		
		1st internal syllabus	2nd internal syllabus	prilim syllabus	1st internal syllabus	2nd internal syllabus	prilim syllabus
Orthodontics	Final Year	Functional	Epidemiology of	Age factors in Orthodontics			
		Normal occlusion and	Etiology of malocclusion	Myofunctional Appliances			
		Malocclusion-Types,	Habits	Myofunctional Appliances			
		Malocclusion-Types,	Habits	Myofunctional Appliances			
		Orthodontic		Orthopedic Appliances			
				Class I Common			
				Class II malocclusion			
				Class III malocclusion			
				Cleft lip & Palate			
				Surgical Orthodontics			
				Adult Orthodontics			
				Retention and relapse			
				Advances in orthodontics			
				Genetics of Orthodontics			
		Lab procedures					
		Introduction to	Preventive Pedodontics	Introduction to Pediatric	Case History & Viva 1st Theory Internal Syllabus	Case History & Viva 2nd Internal Theory Syllabus	Case History & Viva prilim Theory Syllabus
		Introduction	Diet and Nutrition	Introduction			
		First Dental Visit	Diet Counseling for the	First Dental Visit			
		Dental Home: A	Pit and Fissure Sealants	Dental Home: A Primary			
		Pedodontic Clinic	Plaque Control in Children	Pedodontic Clinic			
		Practice Management	Plaque Control for the	Practice Management			
		Diagnosis in	Fluorides	Diagnosis in Pediatric			
		Oral Examination and	Pediatric Orthodontics	Oral Examination and			
		Teeth Identification	Oral Habits	Teeth Identification and			
		Radiographic	Cephalometric Diagnosis	Radiographic Techniques			
		Digital Radiographic	Preventive and Interceptive	Digital Radiographic			
		Growth and	Myofunctional Therapy	Growth and Development			
		Theories of Growth	Model Analysis	Theories of Growth			
		Developmental	Pediatric Space Management	Developmental Milestones			
		Prenatal and Postnatal	Serial Extractions	Prenatal and Postnatal			

Bangane
Principal
M.I.D.S.R. Dental College,
LATUR

MAHARASHTRA INSTITUTE OF DENTAL SCIENCE AND RESEARCH

Syllabus Distribution

Subject	class	theory			practical		
		1st internal syllabus	2nd internal syllabus	prilim syllabus	1st internal syllabus	2nd internal syllabus	prilim syllabus
		Principles,	Components of Removable	Principles, Assessment, and			
		Developmental	cariology	Developmental Aspects of			
		Tooth Eruption and	Dental Caries	Tooth Eruption and			
		Teething	Caries Risk Assessment	Teething			
		Development of	Diagnostic Aids in Dental	Development of Occlusion			
		Morphology of	Early Childhood Caries	Morphology of Primary			
		Pediatric Oral	Rampant Caries	Behavioral Pedodontics			
		Developmental	Chemomechanical Caries	Child Psychology			
		Common Orofacial	Restorative Dentistry	Fear and Anxiety			
		Common Oral	Pediatric Operative Dentistry	Psychometric Assessment			
			Commonly Used Restorative	Nonpharmacologic			
			Minimal Intervention	Conscious Sedation			
			Atraumatic Restorative	Behavior Management of			
			Stainless Steel Crowns in	Preventive Pedodontics			
			Anterior Crowns in Pediatric	Diet and Nutrition			
			Pediatric Endodontics	Diet Counseling for the			
			Primary Root Canal	Pit and Fissure Sealants			
			Pulp and Periapical Diseases	Plaque Control in Children			
			Diagnostic Pulp Testing	Plaque Control for the			
			Endodontic Armamentarium	Fluorides			
			Pulp Therapy for Vital Teeth	Pediatric Orthodontics			
			Pulp Therapy for Nonvital	Oral Habits			
			Rotary Endodontics in	Cephalometric Diagnosis			
				Preventive and Interceptive			
				Myofunctional Therapy			
				Model Analysis			
				Pediatric Space			
				Serial Extractions			
				Components of Removable			
				cariology			
				Dental Caries			

Bangam
Principal
M.I.D.S.R. Dental College,
LATIP

MAHARASHTRA INSTITUTE OF DENTAL SCIENCE AND RESEARCH

Syllabus Distribution

Subject	class	theory			practical		
		1st internal syllabus	2nd internal syllabus	prilim syllabus	1st internal syllabus	2nd internal syllabus	prilim syllabus
	Final Year			Caries Risk Assessment			
				Diagnostic Aids in Dental			
				Early Childhood Caries			
				Rampant Caries			
				Chemomechanical Caries			
				Restorative Dentistry			
				Pediatric Operative			
				Commonly Used			
				Minimal Intervention			
				Atraumatic Restorative			
				Stainless Steel Crowns in			
				Anterior Crowns in			
				Pediatric Endodontics			
				Primary Root Canal			
				Pulp and Periapical			
				Diagnostic Pulp Testing			
				Endodontic			
				Pulp Therapy for Vital			
				Pulp Therapy for Nonvital			
				Rotary Endodontics in			
				Gingiva and			
				Normal Features of			
				Gingivitis in Children			
				Periodontal Diseases in			
				Oral Surgical Procedures			
				Infection Control			
				Local Anesthesia			
				Pediatric Exodontia			
				Traumatic Injuries to			
				Pediatric Minor Oral			
		Hospital Dentistry					

Bangare
Principal
M.I.D.S.R. Dental College,
LATIP

MAHARASHTRA INSTITUTE OF DENTAL SCIENCE AND RESEARCH

Syllabus Distribution


Subject	class	theory			practical		
		1st internal syllabus	2nd internal syllabus	prilim syllabus	1st internal syllabus	2nd internal syllabus	prilim syllabus
				Medical Emergencies in			
				Cardiopulmonary			
				Principles of General			
				Pharmacological			
				Dentistry for the			
				Dental Consideration of			
				Cleft Lip and Palate			
				Prosthodontic Management			
				Pediatric Oral Pathology			
				Developmental Anomalies			
				Common Orofacial			
				Common Oral Pathologic			
				Forensic Pedodontics			
				Child Abuse and Neglect			
				Bite Marks			
				Lasers in Pediatric			
				Introduction, Principle and			
				Applications and Hazards			
				Advancements in			
				Applications of			
				Dental Implants in			
				Zirconia Crowns in			
				Concepts of			
				Silver Diamine Fluoride			
				General Anesthesia in			
				Presurgical Nasoalveolar			
				Research Methodology in			
				Biosatistics in Dentistry			
				Research Methodology			
				Dental Indices			

Rangan
Principal
M.I.D.S.R. Dental College,

MAHARASHTRA INSTITUTE OF DENTAL SCIENCE AND RESEARCH

Syllabus Distribution

Subject	class	theory			practical		
		1st internal syllabus	2nd internal syllabus	prilim syllabus	1st internal syllabus	2nd internal syllabus	prilim syllabus
			Red & White Lesions	Occupational Hazards			
				Forensic Odontology			
				Developmental			
prosthodontics	2nd Year	of dental materials	Elastomeric impression Materials	Dental Casting Alloys	Materials(Gypsum	Dental	Materials(Elastomeric
		Gypsum Products	Materials	Investment Materials	Spotting	Spotting	Spotting
		Materials	Waxes in Dentistry	Defects	Arrangement	Arrangement	Arrangement
				Dental Ceramics	Waxup & Carving	Waxup & Carving	Waxup & Carving
				Brazing & Welding			Complete Denture)
				Dental Implant Materials			
	final year	Introduction to CD	Introduction and classification	Introduction t FPD	Case History	Case History	Case History
		plan	mouth preparation	Parts of a FPD	Preliminary Impression	Preliminary	Preliminary
		CD	Removable partial Denture design	Design f a FPD	Impression	Final Impression	Impression
		CD	Prosthetic mouth preparation	Occlusion in FPD	Relation	Relation	Relation
		PI in CD	master cast for RPD	Types of abutments	Demonstration of Try in	in	in
		to master impression	partial denture	Tooth Preparation	Denture inseration	Denture inseration	Denture inseration
		in CD	Types of RPD	Type of FPD	Follow up	Follow up	Follow up
		to Jaw Relation	Correction of RPD	Impression making in FPD			
		relations		Temporization or Provisiional			
		try in		the fabrication of FPD			
		denture inseration		Cementation of FPD			
		CD					
		Special CD					


UG Incharge
 Academic committee


Chairman
 Academic committee


Principal
 MIDSR Dental college,
 LATUR

MIMSR MEDICAL COLLEGE, LATUR.**DEPARTMENT OF ANATOMY**

To,

Principal,
MIDSR Dental College,
Latur.

Subject: The details of theory & practical classes taken during every month.

Reference: MIDSR/GEN/ADM/710/X/09 Dated 28/01/2009.

Respected Sir,

Following are the names of teaching staff of Dept of Anatomy for Remuneration charges month of **April - 2022.**

Sr. No	Name of the teacher staff	Class 1 st BDS	Date & Time	Name of the Topic	Amount
01.	Dr. F.J. Pathan Professor & H.O.D.	Class 1 st BDS	12.04.22, 19.04.22, 26.04.22, 27.04.22 (9am to 10am), 11am to 12pm, 9am to 10am, 11am to 12pm	Introduction & Terminology, Lymphatic System, Thoracic wall, Ribs	1670
02.	Dr. M.S. Ugale Professor	Class 1 st BDS	12.04.22, 20.04.22, 26.04.22 11am to 12pm, 9am to 10am,	Skeleton, Embryology	1666
03.	Dr. R.G. Surwase Associate Professor	Class 1 st BDS	16.04.22 9am to 10am.	Introduction to Embryology	1666
04.	Dr. S. K. Balsurkar Associate Professor	Class 1 st BDS	13.04.22, 20.04.22, 27.04.22 3pm to 5pm, 10am to 11am, 3pm to 5pm	Introduction to Histology, Histology, Practical	1666
05.	Dr. A.J. Reddy Associate Professor	Class 1 st BDS	23.04.22, 27.04.22 9am to 10am, Pleura	Introduction to thorax	1666
06.	Dr. A.A. Holkunde Associate Professor	Class 1 st BDS	13.04.22, 19.04.22, 27.04.22, 30.04.22 10am to 11am, 9am to 10am, 10am to 11am	Muscles, General Anatomy CVS, Sternum, Lungs	1666

Bangam
Principal
M. I. D. S. R. Dental College
LATUR

Jr
Prof. & H.O.D.
Dept. of Anatomy

MIMSR MEDICAL COLLEGE, LATUR.

DEPARTMENT OF ANATOMY

To,

Principal,
MIDSR Dental College,
Latur.

Subject: The details of theory & practical classes taken during every month.

Reference: MIMSR/GEN/ADM/710/X/09 Dated 28/01/2009.

Respected Sir,

Following are the names of teaching staff of Dept of Anatomy for Remuneration charges month of May - 2022.

Sr. No	Name of the teacher staff	Class 1 st BDS	Date & Time	Name of the Topic	Amount
01.	Dr. F.J. Pathan Professor & H.O.D.	Class 1 st BDS	07.05.2022, 10.05.2022, (9am to 10am), 11am to 12pm, 9am to 10am, 11am to 12pm	Right Atrium of heart, Thoracic duct & Aorta	1670
02.	Dr. M.S. Ugale Professor	Class 1 st BDS	0.05.2022, 10.05.2022 26.04.22 11am to 12pm, 9am to 10am,	Embryology	1666
03.	Dr. R.G.Surwase Associate Professor	Class 1 st BDS	24.05.2022, 25.05.2022, 28.05.2022 11am to 12am	Embryology, Dissection Revision, Thorax	1666
04.	Dr. S. K.Balsurkar Associate Professor	Class 1 st BDS	25.05.2022 10am to 11am	Histology Cartilage Practical	1666
05.	Dr. A.J. Reddy Associate Professor	Class 1 st BDS	03.05.2022 , 04.05.2022, 27.04.22 9am to 10am,Pleura	Pericardium, External features of heart	1666
06.	Dr. A.A. Holkunde Associate Professor	Class 1 st BDS	11.05.2022, 24.05.2022, 27.04.22, 30.04.22 10am to 11am, 9am to 10am, 10am to 11am	Azygous venous system Muscles, ECE Thorax General Anatomy CVS, Sternum,Lungs	1666

Sangan
Principal
M. I. D. S. R. Dental College
LATUR

Renab. S
Prof. & H.O.D.
Dept.of Anatomy

MIMSR MEDICAL COLLEGE, LATUR.DEPARTMENT OF ANATOMY

To,

Principal,
MIMSR Dental College,
Latur.

De
A1

Subject: The details of theory & practical classes taken during every month.

Reference: MIMSR/GEN/ADM/710/X/09 Dated 28/01/2009.

Respected Sir,

Following are the names of teaching staff of Dept of Anatomy for Remuneration charges month of June - 2022.

Sr. No	Name of the teacher staff	Class 1 st BDS	Date & Time	Name of the Topic	Amount
01.	Dr. F.J. Pathan Professor & H.O.D.	Class 1 st BDS	18.06.2022 22.06.2022 9 Am – 10 Am	Deep cervical fascia, Norma Lateralis	1432
02.	Dr. M.S. Ugale Professor	Class 1 st BDS	15.06.2022 , 25.06.2022 29.06.2022 9 Am – 10 Am	Lacrimal apparatus, Sub occipital triangle	1428
03.	Dr. R.G.Surwase Associate Professor	Class 1 st BDS	04.06.2022, 08.06.2022, 11.06.2022 14.06.2022 22.06.2022 9 Am – 10 Am, 11Am- 12Pm 12pm-1pm,	Embryology IIIrd week of Development, Dissection, Embryology, Embryology 3 rd week	1428
04.	Dr. S. K.Balsurkar Associate Professor	Class 1 st BDS	01.06.2022, 08.06.2022, 15.06.2022 22.06.2022 29.06.2022 3Pm - 5Pm, 10 Am – 11Am	Histology – Practical, Histology, Bone Lymphoid System	1428
05.	Dr. A.J. Reddy Associate Professor	Class 1 st BDS	14.06.2022, 21.06.2022 28.06.2022 9 Am – 10	Face, Posterior triangle, Parotid Gland	1428
06.	Dr. A.A. Holkunde Associate Professor	Class 1 st BDS	01.06.2022, 07.06.2022 , 15.06.2022 29.06.2022 10 Am – 11Am, 9 Am – 10 Am,	Scalp, Posterior triangle, LCD Skull Norma Front, Art. Triangle & Digastrics Triangle,	1428
07.	Dr. Prajakta Shashikant Shinde Tutor	Class 1 st BDS	08.06.2022, 21.06.2022 29.06.2022 11Am-12Pm	LCD Norma Verticalis & Occipitalis, Norma verticals Norma occipitals Revision	1428

Rangan
Principal
M. I. D. S. R. Dental College
LATUR

Jer
Prof. & H.O.D.
Dept. of Anatomy

MIMSR MEDICAL COLLEGE, LATUR.**DEPARTMENT OF ANATOMY**

To,

Principal,
MIMSR Dental College,
Latur.

Subject: The details of theory & practical classes taken during every month.

Reference: MIMSR/GEN/ADM/710/X/09 Dated 28/01/2009.

Respected Sir,

Following are the names of teaching staff of Dept of Anatomy for Remuneration charges month of July - 2022.

Sr. No	Name of the teacher staff	Class 1 st BDS	Date & Time	Name of the Topic	Amount
01.	Dr. F.J. Pathan Professor & H.O.D.	Class 1 st BDS	02.07.2022, 23.07.2022 9 Am – 10 Am	TM Joint, Soft plate	1670
02.	Dr. M.S. Ugale Professor	Class 1 st BDS	06.07.2022, 19.07.2022, 30.07.2022 9 Am – 10 Am	Muscles of Mastication, Pituitary glands	1666
03.	Dr. R.G.Surwase Associate Professor	Class 1 st BDS	06.07.2022, 20.07.2022, 26.07.2022 10 – 11am	Pharyngeal Arches, Ectodermal cleft	1666
04.	Dr. S. K.Balsurkar Associate Professor	Class 1 st BDS	20.07.2022, 27.07.2022 3Pm - 5Pm	Histology – Practical,	1666
05.	Dr. A.J. Reddy Associate Professor	Class 1 st BDS	09.07.2022, 19.07.2022, 26.07.2022 9 Am – 10	Parotid Region, thyroid parathyroid, Lateral wall of nose	1666
06.	Dr. A.A. Holkunde Associate Professor	Class 1 st BDS	05.07.2022, 27.07.2022 9 Am – 10 Am,	Anterior triangle digastrics triangle, Tongue	1666



Prof. & H.O.D.
Dept. of Anatomy

Bangan
Principal
M. I. D. S. R. Dental College
LATUR

MIMSR MEDICAL COLLEGE, LATUR.
DEPARTMENT OF ANATOMY

To,

Principal,
MIMSR Dental College,
Latur.

Subject: The details of theory & practical classes taken during every month.

Reference: MIMSR/GEN/ADM/710/X/09 Dated 28/01/2009.

Respected Sir,


Following are the names of teaching staff of Dept of Anatomy for Remuneration charges month of August - 2022.

Sr. No	Name of the teacher staff	Class 1 st BDS	Date & Time	Name of the Topic	Amount
01.	Dr. F.J. Pathan Professor & H.O.D.	Class 1 st BDS	06.08.2022 (9am to 10am) 23.08.2022, 31.08.2022	Middle Ear, Cerebellum, 7 th cranial nerve	1432
02.	Dr. M.S. Ugale Professor	Class 1 st BDS	02.08.2022 (11 - 12) 24.08.2022, 31.08.2022	Pharynx - II, Suli, gyri & functional areas,	1428
03.	Dr. R.G.Surwase Associate Professor	Class 1 st BDS	03.08.2022 (11 - 12) 24.08.2022, 30.08.2022, 31.08.2022	Embryology Tongue Thyroid, Embryology , Dissection, Genetic	1428
04.	Dr. S. K.Balsurkar Associate Professor	Class 1 st BDS	03.08.2022 10 Am - 11Am, 24.08.2022, 31.08.2022	Histology Nervous tissue, Histology Resp. System, Histology Lip, Tongue, Tooth	1428
05.	Dr. A.J. Reddy Associate Professor	Class 1 st BDS	03.08.2022 (9am to 10am) 27.08.2022, 30.08.2022	Larynx - II, White matter, 3 rd , 4 th , 6 th cranial nerve	1428
06.	Dr. A.A. Holkunde Associate Professor	Class 1 st BDS	02.08.2022 (9am to 10am) 23.08.2022, 31.08.2022	Larynx - I, Blood Supply of brain, 5 th cranial nerve	1428
07.	Dr.M.N. Syed	Class 1 st BDS	24.08.2022, 31.08.2022	SDL Histology, Journal	1428

Prof. & H.O.D.
Dept. of Anatomy

Bangam
Principal
M.I.D.S.R. Dental College
LATUR

Dept
Anat.

No: MIMSR /Anat /  / 2022

Date: 16.02.2022

MIMSR MEDICAL COLLEGE, LATUR.
DEPARTMENT OF ANATOMY

To,
Principal,
MIDSR Dental College,
Latur.

Subject: The details of theory & practical classes taken during every month.


Reference: MIDSR/GEN/ADM/710/X/09 Dated 28/01/2009.

Respected Sir,

Following are the names of teaching staff of Dept of Anatomy for Remuneration charges month of Sept - 2022.

Sr. No	Name of the teacher staff	Class 1 st BDS	Date & Time	Name of the Topic	Amount
01.	Dr. F.J. Pathan Professor & H.O.D.	Class 1 st BDS	14.09.2022 , 14.09.2022, 20.09.2022, 21.09.2022 (9am to 10am)	Paper Discussion, Stomach	1432
02.	Dr. M.S. Ugale Professor	Class 1 st BDS	14.09.2022 , 17.09.2022, 21.09.2022 11Am-12Pm	Dissection , Peritoneum - I, Pancreas	1428
03.	Dr. R.G.Surwase Associate Professor	Class 1 st BDS	14.09.2022, 21.09.2022 10 Am - 11Am	Genetic , Genetic - II	1428
04.	Dr. S. K.Balsurkar Associate Professor	Class 1 st BDS	21.09.2022 3Pm - 5Pm	Histology Practical	1428
05.	Dr. A.J. Reddy Associate Professor	Class 1 st BDS	03.09.2022,13.09.22 , 24.09.2022 (9am to 10am)	Lateral Ventricle,Inguinal Canal, Spleen	1428
06.	Dr. A.A. Holkunde Associate Professor	Class 1 st BDS	13.09.2022, 20.09.2022 (9am to 10am)	Ant.Abd.Wall & Rectus Sheath, Duodenum, Dissection	1428
07.	Dr.M.N. Syed Tutor	Class 1 st BDS	14.09.2022 9 Am - 10 Am	Lumbar Vertebra	1428


Principal
M. I. D. S. R. Dental College
LATUR


Prof. & H.O.D.
Dept. of Anatomy
PROF & H.O.D.
DEPT. OF ANATOMY
M.I.M.S.R. Medical College
LATUR

Dej
An

No: MIMSR /Anat / 14 / 2022

Date: 16.02.2022

MIMSR MEDICAL COLLEGE, LATUR.

DEPARTMENT OF ANATOMY

To,

Principal,
MIDSR Dental College,
Latur.

Subject: The details of theory & practical classes taken during every month.

Reference: MIDSR/GEN/ADM/710/X/09 Dated 28/01/2009.

Respected Sir,

Following are the names of teaching staff of Dept of Anatomy for Remuneration charges month of **Oct - 2022.**

Sr. No	Name of the teacher staff	Class 1 st BDS	Date & Time	Name of the Topic	Amount
01.	Dr. F.J. Pathan Professor & H.O.D.	Class 1 st BDS	12.10.2022 (9am to 10am)	Dissection	1432
02.	Dr. M.S. Ugale Professor	Class 1 st BDS	15.10.2022 9Am -10Pm	Living/Radiology Abdomen	1428
03.	Dr. R.G.Surwase Associate Professor	Class 1 st BDS	12.10.2022 10 Am – 11Am	Genetic IV	1428
04.	Dr. S. K.Balsurkar Associate Professor	Class 1 st BDS	12.10.2022, 17.10.2022 2Pm - 3Pm	Histology GIT – III, Revision	1428
05.	Dr. A.J. Reddy Associate Professor	Class 1 st BDS	01.10.2022, 12.10.2022 (9am to 10am)	Suprarenal gland, Uterus	1428
06.	Dr. A.A. Holkunde Associate Professor	Class 1 st BDS	11.10.2022 (9am to 10am)	Perineum	1428
07.	Dr.M.N. Syed Tutor	Class 1 st BDS	01.10.2022 10 Am – 11 Am, 11am to 12pm	Revision Thorax	1428



Prof. & H.O.D.
Dept. of Anatomy

PROF & H.O.D.

DEPT. OF ANATOMY

M I.M.S.R. Medical College,
LATUR


Principal
M. I. D. S. R. Dental College
LATUR

Date: 16.02.2022

MIMSR /Anat / 55 / 2022

MIMSR MEDICAL COLLEGE, LATUR.
DEPARTMENT OF ANATOMY

Principal,
MIMSR Dental College,
Latur.

Subject: The details of theory & practical classes taken during every month.

Reference: MIMSR/GEN/ADM/710/X/09 Dated 28/01/2009.

Dept
And-1

Respected Sir,

Following are the names of teaching staff of Dept of Anatomy for Remuneration charges month of **Nov - 2022.**

Sr. No	Name of the teacher staff	Class 1 st BDS	Date & Time	Name of the Topic	Amount
01.	Dr. F.J. Pathan Professor & H.O.D.	Class 1 st BDS	24.11.2022	3 rd Internal Practical Exam	1432
02.	Dr. M.S. Ugale Professor	Class 1 st BDS	26.11.2022	3 rd Internal Practical Exam	1428
03.	Dr. R.G.Surwase Associate Professor	Class 1 st BDS	24.11.2022	3 rd Internal Practical Exam	1428
04.	Dr. S. K.Balsurkar Associate Professor	Class 1 st BDS	25.11.2022	3 rd Internal Practical Exam	1428
05.	Dr. A.J. Reddy Associate Professor	Class 1 st BDS	28.11.2022	3 rd Internal Practical Exam	1428
06.	Dr. A.A. Holkunde Associate Professor	Class 1 st BDS	25.11.2022	3 rd Internal Practical Exam	1428
07.	Dr.M.N. Syed Tutor	Class 1 st BDS	01.11.2022, 02.11.2022, 05.11.2022, 08.11.2022, 09.11.2022, 12.11.2022 9 Am – 10 Am, 11am to 12pm	Revision Thorax, HNF , Abdomen, Revision	1428

Sangan
Principal
M.I.D.S.R. Dental College
LATUR

J. M.
Prof. & H.O.D.
Dept. of Anatomy
PROF & H.O.D.
DEPT. OF ANATOMY
M I.M.S.R. Medical College,
LATUR

No: MIMSR /Anat / 56 / 2022

Date: 16.02.2022

MIMSR MEDICAL COLLEGE, LATUR.
DEPARTMENT OF ANATOMY

To,
Principal,
MIMSR Dental College,
Latur.

Subject: The details of theory & practical classes taken during every month.

Reference: MIMSR/GEN/ADM/710/X/09 Dated 28/01/2009.

Respected Sir,

Following are the names of teaching staff of Dept of Anatomy for Remuneration charges month of **Dec - 2022.**

Sr. No	Name of the teacher staff	Class 1 st BDS	Date & Time	Name of the Topic	Amount
01.	Dr. F.J. Pathan Professor & H.O.D.	Class 1 st BDS	21.12.2022 (9am to 10am)	Muscle	1432
02.	Dr. M.S. Ugale Professor	Class 1 st BDS	20.12.2022 (9am to 10am)	Skeleton - II	1428
03.	Dr. R.G.Surwase Associate Professor	Class 1 st BDS	21.12.2022 (11am to 12pm)	Embryology Cell	1428
04.	Dr. S. K.Balsurkar Associate Professor	Class 1 st BDS	21.12.2022 (10am to 11am) , 3pm to 4pm)	Histology Cell, Histology Practical	1428
05.	Dr. A.J. Reddy Associate Professor	Class 1 st BDS	21.12.2022(2pm to 3pm)	Nervous System	1428
06.	Dr. A.A. Holkunde Associate Professor	Class 1 st BDS	20.12.2022, 24.12.2022 (9am to 10am (11am to 12pm)	Joint	1428
07.	Dr.M.N. Syed Tutor	Class 1 st BDS	21.12.2022 (3to 4pm)	SDL (51 to 100)	1428

Sangan
Principal
M.I.D.S.R. Dental College
LATUR

JM
Prof. & H.O.D.
Dept. of Anatomy
PROF & H.O.D.
DEPT. OF ANATOMY
M I.M.S.R. Medical College,
LATUR

Dep
Anc

Date: 16.02.2022

IMSR /Anat / 57 / 2022

MIMSR MEDICAL COLLEGE, LATUR.
DEPARTMENT OF ANATOMY

Principal,
MIDSR Dental College,
Latur.

Subject: The details of theory & practical classes taken during every month.

Reference: MIDSR/GEN/ADM/710/X/09 Dated 28/01/2009.

Dept of
Anatomy

Respected Sir,

Following are the names of teaching staff of Dept of Anatomy for Remuneration

per month of **Jan - 2023.**

Sr. No	Name of the teacher staff	Class 1 st BDS	Date & Time	Name of the Topic	Amount
01.	Dr. F.J. Pathan Professor & H.O.D.	Class 1 st BDS	04.01.2023, 10.01.2023 (9am to 10am)	Dissection	1432
02.	Dr. M.S. Ugale Professor	Class 1 st BDS	03.01.2023, 11.01.2023 (9am to 10am)	Tutorial CNS, Internal Space	1428
03.	Dr. R.G.Surwase Associate Professor	Class 1 st BDS	07.01.2023, 11.01.2023 (9am to 10pm)	SDL, Embryology Dogenesis	1428
04.	Dr. S. K.Balsurkar Associate Professor	Class 1 st BDS	04.01.2023, 11.01.2023 (10am to 11am), 3pm to 4pm), 4pm to 5pm	Histology Connective tissue, Histology Practical (Roll no. 1 -50), Histology Practical (Roll no. 51 -100), Cartilage	1428
05.	Dr. A.J. Reddy Associate Professor	Class 1 st BDS	21.12.2022(2pm to 3pm)	Nervous System	1428
06.	Dr. A.A. Holkunde Associate Professor	Class 1 st BDS	03.01.2023, 14.01.2023, 17.01.2023 (11am to 12pm), 9am to 10am	Tutorial G.A. Lymphatic System, Pleura & Pericardium	1428
07.	Dr.M.N. Syed Tutor	Class 1 st BDS	04.01.2023,10.01.2023 (3to 4pm), 4pm to 5pm	SDL Roll No (51 to 100), (Roll no. 1 -50, Introduction, Sternum and Ribs	1428

Sangan
Principal
M. I. D. S. R. Dental College

Jm
Prof. & H.O.D.
Dept. of Anatomy
PROF & H.O.D.
DEPT. OF ANATOMY
M I.M.S.R. Medical College,
LATUR

No: MIMSR /Anat / 18 / 2023

Date: 18.03.2023

MIMSR MEDICAL COLLEGE, LATUR.
DEPARTMENT OF ANATOMY

To,

Principal,
MIMSR Dental College,
Latur.

Subject: The details of theory & practical classes taken during
every month.

Reference: MIMSR/GEN/ADM/710/X/09 Dated 28/01/2009.

Respected Sir,

Following are the names of teaching staff of Dept of Anatomy for Remuneration
charges month of Feb - 2023.

Sr. No	Name of the teacher staff	Class	1 st BDS	Date & Time	Name of the Topic	Amount
01.	Dr. F.J. Pathan Professor & H.O.D.	Class <td>1st BDS<td>04.02.2023 (9am to 10am) 08.02.2023 (9 Am - 10 Am), 15.02.2023, (9 Am - 10 Am), 18.02.2023 (9 Am - 10</td><td>Introduction to HNF & Scalp, Anterior triangle II, Infra - temporal fossa, Thyroid gland</td><td>1432</td></td>	1 st BDS <td>04.02.2023 (9am to 10am) 08.02.2023 (9 Am - 10 Am), 15.02.2023, (9 Am - 10 Am), 18.02.2023 (9 Am - 10</td> <td>Introduction to HNF & Scalp, Anterior triangle II, Infra - temporal fossa, Thyroid gland</td> <td>1432</td>	04.02.2023 (9am to 10am) 08.02.2023 (9 Am - 10 Am), 15.02.2023, (9 Am - 10 Am), 18.02.2023 (9 Am - 10	Introduction to HNF & Scalp, Anterior triangle II, Infra - temporal fossa, Thyroid gland	1432
02.	Dr. M.S. Ugate Professor	Class <td>1st BDS</td> <td>11.02.2023 (9am to 10am)</td> <td>Parotid gland</td> <td>1428</td>	1 st BDS	11.02.2023 (9am to 10am)	Parotid gland	1428
03.	Dr. R.G. Surwase Associate Professor	Class <td>1st BDS</td> <td>07.02.2023 (11Am-12Pm) 08.02.2023 (11Am-12Pm) 14.02.2023, (11Am-12Pm), 15.02.2023, (11Am-12Pm) 08.02.2023</td> <td>Dissection, 3rd week of development, Cervical Vertebra, Embryology Mesodermal formation</td> <td>1428</td>	1 st BDS	07.02.2023 (11Am-12Pm) 08.02.2023 (11Am-12Pm) 14.02.2023, (11Am-12Pm), 15.02.2023, (11Am-12Pm) 08.02.2023	Dissection, 3 rd week of development, Cervical Vertebra, Embryology Mesodermal formation	1428
04.	Dr. S. K. Balsurkar Associate Professor	Class <td>1st BDS</td> <td>(10 Am - 11Am), 3pm to 5pm, 15.02.2023, (10 Am - 11Am), 3pm to 5pm</td> <td>Histology Lecture</td> <td>1428</td>	1 st BDS	(10 Am - 11Am), 3pm to 5pm, 15.02.2023, (10 Am - 11Am), 3pm to 5pm	Histology Lecture	1428
05.	Dr. A.J. Reddy Associate Professor	Class <td>1st BDS</td> <td>14.02.2023 (9 Am - 10 Am)</td> <td>Deep Cervical Fascia</td> <td>1428</td>	1 st BDS	14.02.2023 (9 Am - 10 Am)	Deep Cervical Fascia	1428
06.	Dr. A.A. Holkundre Associate Professor	Class <td>1st BDS</td> <td>07.02.2023 (9 Am - 10 Am)</td> <td>Anterior triangle - I</td> <td>1428</td>	1 st BDS	07.02.2023 (9 Am - 10 Am)	Anterior triangle - I	1428
07.	Dr. M.N. Syed Tutor	Class <td>1st BDS</td> <td>08.02.2023, 15.02.2023 (3pm to 5pm),</td> <td>Histology Practical</td> <td>1428</td>	1 st BDS	08.02.2023, 15.02.2023 (3pm to 5pm),	Histology Practical	1428

Principal
M. I. D. S. R. Dental College,
LATUR
Prof. & H.O.D.
Dept. of Anatomy
PROF & H.O.D.
DEPT. OF ANATOMY

Dept
Hnd

Date: 06/04/2023

DEPARTMENT OF PHYSIOLOGY

Last one year Lectures planned & Conducted Details of 1st BDS 2021-22

Sr. No.	Date	Time	Topic	Teacher Name
01	11/04/22	2 to 4	Microscope	Dr. SBM
02	12/04/22	2 to 4	Microscope	Dr. SBM
03	12/04/22	4 to 5	Blood	Dr. S. A. Holkunde
04	16/04/22	10 to 11	General Physiology	Dr. A. M. Gavkare
05	18/04/22	2 to 4	Collection of blood	Dr. SBM
06	19/04/22	2 to 4	Collection of blood	Dr. SBM
07	19/04/22	4 to 5	Blood	Dr. S. A. Holkunde
08	23/04/22	10 to 11	GIT	Dr. S.B. Mali
09	25/04/22	2 to 4	Hemoglobin	Dr. R.C. Sawrikar
10	26/04/22	2 to 4	Hemoglobin	Dr. R.C. Sawrikar
11	30/04/22	10 to 11	General Physiology	Dr. A. M. Gavkare
12	02/05/22	2 to 4	Hemoglobin Revision	Dr. R.C. Sawrikar
13	03/05/22	2 to 4	Hemoglobin Revision	Dr. R.C. Sawrikar
14	03/05/22	4 to 5	General Physiology	Dr. A. M. Gavkare
15	07/05/22	10 to 11	General Physiology	Dr. A. M. Gavkare
16	09/05/22	2 to 4	WBC	Dr. S. A. Holkunde
17	10/05/22	2 to 4	WBC	Dr. S.D. Somwanshi
18	10/05/22	4 to 5	Blood	Dr. S. A. Holkunde
19	14/05/22	10 to 11	Blood	Dr. S. A. Holkunde
20	16/05/22	2 to 4	WBC	Dr. S. A. Holkunde
21	17/05/22	2 to 4	WBC	Dr. S. A. Holkunde
22	17/05/22	4 to 5	Blood	Dr. S. A. Holkunde
23	21/05/22	10 to 11	Blood	Dr. S. A. Holkunde
24	23/05/22	2 to 4	RBC	Dr. R.C. Sawrikar
25	24/05/22	2 to 4	RBC	Dr. R.C. Sawrikar
26	24/05/22	4 to 5	CNS	Dr. B. D. Adgaonkar
27	28/05/22	10 to 11	CNS	Dr. B. D. Adgaonkar
28	30/05/22	2 to 4	RBC Revision	Dr. R.C. Sawrikar
29	31/05/22	2 to 4	RBC Revision	Dr. R.C. Sawrikar
30	31/05/22	4 to 5	CNS	Dr. B. D. Adgaonkar
31	04/06/22	10 to 11	Blood	Dr. S. A. Holkunde
32	06/06/22	9 to 10	Blood	Dr. S. A. Holkunde
33	06/06/22	2 to 4	WBC Revision	Dr. R.C. Sawrikar
34	07/06/22	2 to 4	WBC Revision	Dr. R.C. Sawrikar
35	11/06/22	10 to 11	Blood	Dr. S. A. Holkunde
36	13/06/22	9 to 10	Respiratory system	Dr. P.P. Mulay
37	13/06/22	2 to 4	DLC	Dr. R.C. Sawrikar
38	14/06/22	2 to 4	DLC	Dr. R.C. Sawrikar

2023.04.06 15:09

Saugam
Principal
M. I. D. S. R. Dental Co.
LATUR

9	18/06/22	10 to 11	GIT	Dr. S. B. Mali
0	20/06/22	9 to 10	Nerve Muscle	Dr. S. D. Somwanshi
1	20/06/22	2 to 4	DLC revision	Dr. R.C. Sawrikar
2	21/06/22	2 to 4	DLC Revision	Dr. R.C. Sawrikar
3	25/06/22	9 to 10	GIT	Dr. S. B. Mali
4	27/06/22	9 to 10	Nerve Muscle	Dr. S. D. Somwanshi
5	27/06/22	2 to 4	Blood Group	Dr. R.C. Sawrikar
6	28/06/22	2 to 4	Blood Group	Dr. R.C. Sawrikar
7	02/07/22	10 to 11	Respiratory system	Dr. P.P. Mulay
8	04/07/22	9 to 10	Nerve Muscle	Dr. S. D. Somwanshi
9	04/07/22	2 to 4	Bleeding time, Clotting time	Dr. R.C. Sawrikar
0	05/07/22	2 to 4	Bleeding time, Clotting time	Dr. R.C. Sawrikar
1	09/07/22	10 to 11	Nerve Muscle	Dr. S. D. Somwanshi
2	11/07/22 TO 16/07/22		1 st Internal Theory & Practical Exam	All staff
3	18/07/22	9 to 10	CVS	Dr. S. D. Somwanshi
4	18/07/22	2 to 4	C/E Of Arterial Pulse	Dr. S. B. Mali
5	19/07/22	2 to 4	C/E Of Arterial Pulse	Dr. S. B. Mali
6	23/07/22	10 to 11	Respiratory system	Dr. P.P. Mulay
7	25/07/22	9 to 10	CVS	Dr. S. D. Somwanshi
8	25/07/22	2 to 4	C/E Of Arterial Blood Pressure	Dr. R.C. Sawrikar
9	26/07/22	2 to 4	C/E Of Arterial Blood Pressure	Dr. R.C. Sawrikar
0	30/07/22	10 to 11	Renal	Dr. B.N. Shelke
1	01/08/22	9 to 10	CVS	Dr. S. D. Somwanshi
2	01/08/22	2 to 4	Effect of posture and exercise on BP	Dr. R.C. Sawrikar
3	02/08/22	2 to 4	Effect of posture and exercise on BP	Dr. R.C. Sawrikar
4	06/08/22	10 to 11	Renal	Dr. B.N. Shelke
5	08/08/22	9 to 10	CVS	Dr. S. D. Somwanshi
6	08/08/22	2 to 4	Practical	Dr. R.C. Sawrikar
7	09/08/22	2 to 4	Practical	Dr. R.C. Sawrikar
8	13/08/22	10 to 11	Renal	Dr. B.N. Shelke
9	16/08/22	2 to 4	Practical	Dr. R.C. Sawrikar
0	20/08/22	10 to 11	Renal	Dr. B.N. Shelke
1	22/08/22	2 to 4	Practical	Dr. R.C. Sawrikar
2	23/08/22	2 to 4	Practical	Dr. R.C. Sawrikar
3	27/08/22	2 to 4	Practical	Dr. R.C. Sawrikar

Sangam
Principal
M.I.D.S.R. Dental Co
LATUR

74	05/09/22 TO 10/07/22		2 nd Internal Theory & Practical Exam	All staff
75	12/09/22	9 to 10	Sp. Senses	Dr. B.N. Shelke
76	12/09/22	2 to 4	Practical	Mrs. VGT
77	12/09/22	2 to 4	Practical	Mrs. VGT
78	12/09/22	10 to 11	Sp. Senses	Dr. B.N. Shelke
79	19/09/22	9 to 10	Sp. Senses	Dr. B.N. Shelke
80	19/09/22	2 to 4	Practical	Dr. R.C. Sawrikar
81	20/09/22	2 to 4	Practical	Dr. R.C. Sawrikar
82	24/09/22	10 to 11	Endo	Dr. P. P. Mulay
83	26/09/22	9 to 10	Sp. Senses	Dr. B.N. Shelke
84	26/09/22	2 to 4	Practical	Dr. R.C. Sawrikar
85	27/09/22	2 to 4	Practical	Dr. R.C. Sawrikar
86	01/10/22	10 to 11	Endo	Dr. P. P. Mulay
87	03/10/22	9 to 10	Endo	Dr. P. P. Mulay
88	03/10/22	2 to 4	Practical	Dr. R.C. Sawrikar
89	04/10/22	2 to 4	Practical	Dr. R.C. Sawrikar
90	08/10/22	10 to 11	Sp. Senses	Dr. B.N. Shelke
91	10/10/22	9 to 10	Sp. Senses	Dr. B.N. Shelke
92	10/10/22	2 to 4	Practical	Dr. R.C. Sawrikar
93	10/10/22	4 TO 5	CNS	Dr. B. D. Adgaonkar
94	11/10/22	2 to 4	Practical	Dr. R.C. Sawrikar
95	15/10/22	10 to 11	Repro	Dr. S. A. Holkonde
96	17/10/22	9 to 10	Repro	Dr. S. A. Holkonde
97	17/10/22	4 to 5	CNS	Dr. B. D. Adgaonkar
98	17/10/22	2 to 4	Practical	Dr. R.C. Sawrikar
99	18/10/22	2 to 4	Practical	Dr. R.C. Sawrikar
100	07/11/22	9 to 10	Repro	Dr. S. A. Holkonde
101	07/11/22	2 to 4	Practical	Mrs. VGT
102	07/11/22	4 to 5	CNS	Dr. B. D. Adgaonkar
103	08/11/22	2 to 4	Practical	Mrs. VGT
104	12/11/22	10 to 11	CNS	Dr. B. D. Adgaonkar
105	14/11/22	9 to 10	CNS	Dr. B. D. Adgaonkar
106	14/11/22	2 to 4	Practical	Mrs. VGT
107	15/11/22	2 to 4	Practical	Mrs. VGT
108	19/11/22	10 to 11	CNS	Dr. B. D. Adgaonkar
109	21/11/22 to 28/11/22		Final Internal Theory & Practical Exam	All staff

Sangeeta
Principal
M. I. D. S. R. Dental College
LATUR

Sangeeta
Prof. & H.O.D.

M.I.M.S.R. Medical College, Latur

DEPARTMENT OF BIOCHEMISTRY

1st B.D.S. May/ June 2021 Examinees

Allotment of Theory Topics

Sr. No.	Topics	No. of Lectures	Allotted To	Taken by
1.	Scope of Biochemistry	01	Dr. Narwade	Dr. Narwade
2.	Chemistry of Carbohydrates.	03 + 1	Mrs. Billa	Mrs. Billa
3.	Chemistry of Lipids.	03	Mr. Bhalshankar	N.B.N.
4.	Chemistry of Proteins & Amino acids, Plasma proteins	03 01	Dr. Mrs. Deshmukh	Dr. Mrs. Deshmukh
5.	Chemistry of Nucleoproteins.	01	Mr. Bhalshankar	Mr. Bhalshankar
6.	Genetics (DNA, RNA)	01	Dr. Narwade	Dr. Narwade
7.	Enzymes	04	Dr. Narwade	Dr. Narwade
8.	Biological Oxidation.	01	Dr. Narwade	Dr. Narwade
9.	Vitamins.	04	Dr. Bikkad	Dr. Bikkad
10.	Metabolism of Carbohydrates.	04	Mrs. Tandale	Dr. Ugle
11.	Metabolism of Lipids	04	Mrs. Tandale	Mrs. Tandale
12.	Metabolism of Proteins & Amino acids.	04	Dr. Mrs. Deshmukh	Dr. Mrs. Deshmukh
13.	Integration metabolism.	01	Mr. Bhalshankar	Mr. Bhalshankar
14.	Chemistry of hemoglobin.	01	Mrs. Billa	Mrs. Billa
15.	Hormones (moa)	01	Mrs. Tandale	Mrs. Tandale
16.	Minerals (Ca, F)	02	Dr. Bikkad	Dr. Bikkad
17.	Acid-base (pH) balance.	02	Mrs. Billa	Dr. Ugle
18.	Immunoglobulins	01	Mr. Bhalshankar	Mr. Bhalshankar
19.	Diet, Nutrition & Energy metabolism	02	Dr. Bikkad	Dr. Bikkad
20.	Digestion (Salivary, gastric & intestinal).	01	Mr. Bhalshankar	Mr. Bhalshankar

Copy to:

- 1) Principal
- 2) All teaching staff

(Signature)

Professor & HOD
Department of Biochemistry
MIMSR Medical College, Latur

(Signature)
Principal
M.I.M.S.R. Dental College
Latur