



MAEER PUNE'S

**MAHARASHTRA INSTITUTE OF DENTAL
SCIENCES & RESEARCH (DENTAL COLLEGE)**



Address : Vishwanathpuram Ambajogai Road,
Latur. 413531 (Maharashtra)

Tel : (02382) 228063, 227703,
227424
Fax : (02382) 228063

Email : principal@mitmidsr.edu.in
midsr.latur@gmail.com
Website : www.mitmidsr.edu.in

List of training programmes conducted in the facilities during the last 5 years


Principal
M. I. D. S. R. Dental College
LATUR

List of Training programs in clinical skill laboratory

Our institute has clinical skill laboratory which are utilized by the students to acquire clinical skills through the simulation based learning. It is compulsory for the students to complete the preclinical work before entering into clinical postings.

Sr.No.	Report of training program	Page Number
1]	Department of Prosthodontics	3
2]	Department of Conservative Dentistry and Endodontics	18
3]	Department Of Oral & Maxillofacial Surgery	29
4]	Department of Oral pathology and microbiology	53
5]	Department Of Orthodontics & Dentofacial Orthopaedics	85
6]	Department of Paediatric & Preventive Dentistry	100
7]	Department Oral medicine and radiology	123
8]	Department of Periodontics	150



MIDSR DENTAL COLLEGE, LATUR

DEPARTMENT OF PROSTHODONTICS

BASIC INTRODUCTION TO PROSTHODONTICS CLINICAL SKILLS

2018-2019

About the training:

This preclinical training is provided by DEPARTMENT OF PROSTHODONTICS, MIDSR College Latur. This training imparts a thorough understanding of the theoretical background as well as practical skills of various preclinical as well as prosthodontic procedures.

Practical training demonstrations will be provided with an introduction to complete dentures, removable partial dentures, fixed partial denture, maxillofacial prosthesis and other exercises.

Learning outcome:

After this training, students will be able to identify and understand the basics of prosthodontic treatment procedures.

Objectives of the Training:

- To identify various cases requiring different prosthodontic procedures.
- To identify cases requiring complete dentures, removable partial dentures, fixed partial denture, and maxillofacial prosthesis
- To understand various restorative and prosthodontic procedures.

Eligibility: All newly joined Pg students can join the training.

Training certification:

The Training will be conducted by Department of Prosthodontics, MIDSR College Latur; participants will be presented with the certificate.

Rangan
Principal
M. I. D. S. R. Dental College
LATUR



MIDSR DENTAL COLLEGE, LATUR

DEPARTMENT OF PROSTHODONTICS


BASIC INTRODUCTION TO PROSTHODONTICS CLINICAL SKILLS

Report of Training

- Name of Topic** : Basic Introduction To Prosthodontics Clinical Skills
- Presented by** : Department Of Prosthodontics
- Timing of Lectures** : 06/06/2018 (Wednesday),
9AM – 1PM (Lectures),
1PM – 2 PM (Lunch Break),
2PM – 5PM (Demonstrations)
- No. of Student Attended** : 3
- Name of Student attended:**

SR.NO	NAME OF THE STUDENTS	E-MAIL ID	DEPARTMENT
1.	Dr.Suraj Sonawane	suraj7248@gmail.com	Prosthodontics
2.	Dr,Deepali Patane	deepalipatane@gmail.com	Prosthodontics
3.	Dr.Vidya Vaybase	vvaybase@gmail.com	Prosthodontics

Shanganu
Principal
M. I. D. S. R. Dental College
LATUR



Students during training program Basic Introduction to Prosthodontics Clinical Skills



Certificate of participation


Principal
M. I. D. S. R. Dental College
LATUR



MIDSR DENTAL COLLEGE, LATUR

DEPARTMENT OF PROSTHODONTICS

BASIC INTRODUCTION TO PROSTHODONTICS CLINICAL SKILLS

2019-2020

About the training:

This preclinical training is provided by DEPARTMENT OF PROSTHODONTICS, MIDSR College Latur. This training imparts a thorough understanding of the theoretical background as well as practical skills of various preclinical as well as prosthodontic procedures.

Practical training demonstrations will be provided with an introduction to complete dentures, removable partial dentures, fixed partial denture, maxillofacial prosthesis and other exercises.

Learning outcome:

After this training, students will be able to identify and understand the basics of prosthodontic treatment procedures.

Objectives of the Training:

- To identify various cases requiring different prosthodontic procedures.
- To identify cases requiring complete dentures, removable partial dentures, fixed partial denture, and maxillofacial prosthesis
- To understand various restorative and prosthodontic procedures.

Eligibility- All newly joined Pg students can join the training.

Training certification:

The Training will be conducted by Department of Prosthodontics, MIDSR College Latur; participants will be presented with the certificate.

Rangan
Principal
M. I. D. S. R. Dental College
LATUR



MIDSR DENTAL COLLEGE, LATUR

DEPARTMENT OF PROSTHODONTICS

BASIC INTRODUCTION TO PROSTHODONTICS CLINICAL SKILLS

Report of Training

- **Name of Topic** : Basic Introduction To Prosthodontics Clinical Skills
- **Presented by** : Department Of Prosthodontics
- **Timing of Lectures** : 08/07/2019 (Monday),
 - 9AM – 1PM (Lectures),
 - 1PM – 2 PM (Lunch Break),
 - 2PM – 5PM (Demonstrations)
- **No. of Student Attended** : 3
- **Name of Student attended:**

SR.NO	NAME OF THE STUDENTS	E-MAIL ID	DEPARTMENT
1.	Dr.Pratiksha Somwanshi	prati.s13@gmail.com	Prosthodontics
2.	Dr. Yogita Mundada	yogamundada123@gmail.com	Prosthodontics
3.	Dr.Galale Madhavi	Madhu98dj@gmail.com	Prosthodontics

Shangani
Principal
M. I. D. S. R. Dental College
LATUR



Students during training program Basic Introduction to Prosthodontics Clinical Skills



Certificate of Participation


Principal
M. I. D. S. R. Dental College
LATUR



MIDSR DENTAL COLLEGE, LATUR

DEPARTMENT OF PROSTHODONTICS

BASIC INTRODUCTION TO PROSTHODONTICS CLINICAL SKILLS

2020-2021

About the training:

This preclinical training is provided by DEPARTMENT OF PROSTHODONTICS, MIDSR College Latur. This training imparts a thorough understanding of the theoretical background as well as practical skills of various preclinical as well as prosthodontic procedures.

Practical training demonstrations will be provided with an introduction to complete dentures, removable partial dentures, fixed partial denture, maxillofacial prosthesis and other exercises.

Learning outcome:

After this training, students will be able to identify and understand the basics of prosthodontic treatment procedures.

Objectives of the Training:

- To identify various cases requiring different prosthodontic procedures.
- To identify cases requiring complete dentures, removable partial dentures, fixed partial denture, and maxillofacial prosthesis
- To understand various restorative and prosthodontic procedures.

Eligibility- All newly joined Pg students can join the training.

Training certification:

The Training will be conducted by Department of Prosthodontics, MIDSR College Latur; participants will be presented with the certificate.

Sangam

Principal
M. I. D. S. R. Dental College
LATUR



MIDSR DENTAL COLLEGE, LATUR

DEPARTMENT OF PROSTHODONTICS

BASIC INTRODUCTION TO PROSTHODONTICS CLINICAL SKILLS

Report of Training


- **Name of Topic** : **Basic Introduction to Prosthodontics Clinical Skills**
- **Presented by** : **Department Of Prosthodontics**
- **Timing of Lectures** : **11/08/2020 (Tuesday),**
 - **9AM – 1PM (Lectures),**
 - **1PM – 2 PM (Lunch Break),**
 - **2PM – 5PM (Demonstrations)**
- **No. of Student Attended** : **3**
- **Name of Student attended:**

SR.NO	NAME OF THE STUDENTS	E-MAIL ID	DEPARTMENT
1.	Dr. Pranoti Chinsuare	Pranoti36@gmail.com	Prosthodontics
2.	Dr.Pratish Kawade	Pkawade7@gamil.com	Prosthodontics
3.	Dr.Pooja langote	pooja081094@gmail.com	Prosthodontics

S. S. S. S.
Principal
M. I. D. S. R. Dental College
LATUR



Students during training program Basic Introduction to Prosthodontics Clinical Skills



Certificate of participation

Sangam
Principal
M. I. D. S. R. Dental College
LATUR



MIDSR DENTAL COLLEGE, LATUR

DEPARTMENT OF PROSTHODONTICS

BASIC INTRODUCTION TO PROSTHODONTICS CLINICAL SKILLS

2021-2022

About the training:

This preclinical training is provided by DEPARTMENT OF PROSTHODONTICS, MIDSR College Latur. This training imparts a thorough understanding of the theoretical background as well as practical skills of various preclinical as well as prosthodontic procedures.

Practical training demonstrations will be provided with an introduction to complete dentures, removable partial dentures, fixed partial denture, maxillofacial prosthesis and other exercises.

Learning outcome:

After this training, students will be able to identify and understand the basics of prosthodontic treatment procedures.

Objectives of the Training:

- To identify various cases requiring different prosthodontic procedures.
- To identify cases requiring complete dentures, removable partial dentures, fixed partial denture, and maxillofacial prosthesis
- To understand various restorative and prosthodontic procedures.

Eligibility- All newly joined Pg students can join the training.

Training certification:

The Training will be conducted by Department of Prosthodontics, MIDSR College Latur; participants will be presented with the certificate.

S. S. S. S.
Principal
M. I. D. S. R. Dental College
LATUR



MIDSR DENTAL COLLEGE, LATUR

DEPARTMENT OF PROSTHODONTICS

BASIC INTRODUCTION TO PROSTHODONTICS CLINICAL SKILLS

Report of Training

- **Name of Topic** : **Basic Introduction To Prosthodontics Clinical Skills**
- **Presented by** : **Department Of Prosthodontics**
- **Timing of Lectures** : **22/12/2021 (Tuesday),**
 - **9AM – 1PM (Lectures),**
 - **1PM – 2 PM (Lunch Break),**
 - **2PM – 5PM (Demonstrations)**
- **No. of Student Attended** : **3**
- **Name of Student attended:**

SR.NO	NAME OF THE STUDENTS	E-MAIL ID	DEPARTMENT
1.	Dr. Bhagyashree Chavan	Bhagyachavan08@gmail.com	Prosthodontics
2.	Dr. Jayashree Ghuge	Jayughuge9@gmail.com	Prosthodontics
3.	Dr. Shivani Raut	Shivani22aug@gmail.com	Prosthodontics

Bhargone
Principal
M. I. D. S. R. Dental College
LATUR



Students during training program Basic Introduction to Prosthodontics Clinical Skills



Certificate of participation

Sangam
Principal
 M. I. D. S. R. Dental College
 LATUR



MIDSR DENTAL COLLEGE, LATUR

DEPARTMENT OF PROSTHODONTICS

BASIC INTRODUCTION TO PROSTHODONTICS CLINICAL SKILLS

2022-2023

About the training:

This preclinical training is provided by DEPARTMENT OF PROSTHODONTICS, MIDSR College Latur. This training imparts a thorough understanding of the theoretical background as well as practical skills of various preclinical as well as prosthodontic procedures.

Practical training demonstrations will be provided with an introduction to complete dentures, removable partial dentures, fixed partial denture, maxillofacial prosthesis and other exercises.

Learning outcome:

After this training, students will be able to identify and understand the basics of prosthodontic treatment procedures.

Objectives of the Training:

- To identify various cases requiring different prosthodontic procedures.
- To identify cases requiring complete dentures, removable partial dentures, fixed partial denture, and maxillofacial prosthesis
- To understand various restorative and prosthodontic procedures.

Eligibility- All newly joined Pg students can join the training.

Training certification:

The Training will be conducted by Department of Prosthodontics, MIDSR College Latur; participants will be presented with the certificate.

Bangam
Principal
M. I. D. S. R. Dental College
LATUR



MIDSR DENTAL COLLEGE, LATUR

DEPARTMENT OF PROSTHODONTICS

BASIC INTRODUCTION TO PROSTHODONTICS CLINICAL SKILLS

Report of Training

- **Name of Topic** : **Basic Introduction To Prosthodontics Clinical Skills**
- **Presented by** : **Department Of Prosthodontics**
- **Timing of Lectures** : **22/11/2022 (Tuesday),**
 - **9AM – 1PM (Lectures),**
 - **1PM – 2 PM (Lunch Break),**
 - **2PM – 5PM (Demonstrations)**
- **No. of Student Attended** : **5**
- **Name of Student attended:**
-

SR.NO	NAME OF THE STUDENTS	E-MAIL ID	DEPARTMENT
1.	Dr. Vaishnavi Amberkhane	vaishuamberkhane@gmail.com	Prosthodontics
2.	Dr. Vidya Channe	Vidyachanne123@gmail.com	Prosthodontics
3.	Dr. Aditi Darade	adtidm@gmail.com	Prosthodontics
4.	Dr. Mohini Irkhede	mohiniirkhede@gmail.com	Prosthodontics
5.	Dr. Nitin Kale	nkale5127@gmail.com	Prosthodontics

Sangam
Principal
M. I. D. S. R. Dental College
LATUR



Students during training program Basic Introduction to Prosthodontics Clinical Skills



Certificate of participation


Principal
M. I. D. S. R. Dental College
LATUR



MIDSR DENTAL COLLEGE, LATUR

DEPARTMENT OF CONSERVATIVE DENTISTRY AND ENDODONTICS

BASIC INTRODUCTION TO CONSERVATIVE & ENDODONTICS PRE-CLINICAL WORK

About the training:

This preclinical trainings provided by Department of Conservative Dentistry and Endodontics, MIDSR Dental College, Latur. This training imparts a thorough understanding of the theoretical background as well as practical skills of various preclinical restorative as well as endodontic procedures. Practical training demonstrations will be provided with an introduction to design of the operatory, ergonomics, instruments, caries and management, introduction to Endodontic and basic root canal treatment procedures.

Learning outcome:

After this training, you will be able to identify and understand the basics of restorative and endodontic treatment procedures.

Objectives of the Training:

- To identify various cases requiring different restorative procedures.
- To identify cases requiring root canal treatment
- To understand various restorative and endodontic procedures.

Eligibility-

All newly joined PG students.

Training certification:

The Training will be conducted by Department of Conservative Dentistry and Endodontics, MIDSR CollegeLatur. Participants will be presented with the certificate.

Rangan
Principal
M. I. D. S. R. Dental College
LATUR


**MAEER'S PUNE
MIDSR DENTAL COLLEGE, LATUR
DEPARTMENT OF CONSERVATIVE DENTISTRY AND
ENDODONTICS**

Report of Training 2017-18

- **Name of Topic** : Basic Introduction to Conservative & Endodontics Pre-Clinical Work (Cavity Preparation, Base Filling, Restoration, Inlay Preparation, Preclinical Endodontics Exercises)
- **Presented by** : Department Of Conservative Dentistry and Endodontics
- **Timing of Lectures** : 06/06/2017 (Wednesday)
9AM – 1PM (Lectures)
1PM – 2 PM (Lunch Break)
2PM – 5PM (Demonstrations)
- **No. of Student Attended** : 03

• **Names of Students attended:**

SR.NO	NAME OF THE STUDENTS	E-MAIL ID	DEPARTMENT
1.	Dr. Yogesh Damade	yogeshdamade.9@gmail.com	CONSERVATIVE DENTISTRY AND ENDODONTICS
2.	Dr. Sharvaree Deshpande	deshpandesharvaree@gmail.com	CONSERVATIVE DENTISTRY AND ENDODONTICS
3.	Dr. Deepak Nagargoje	dr.deeps55@gmail.com	CONSERVATIVE DENTISTRY AND ENDODONTICS


Principal
M. I. D. S. R. Dental College
LATUR



During Training Programme



MAEER'S PUNE
Maharashtra Institute of Dental Sciences
and Research Centre, Latur



CERTIFICATE OF APPRECIATION

This certificate is awarded to
Dr. _____
 for completion of preclinical training titled,

Conducted on for 1st Year PGs OF Conservative & Endodontics
 MIDSR Dental College, Latur


 HOD,
 Conservative Dentistry & Endodontics
 MIDSR Dental College, Latur


 Principal,
 MIDSR Dental College, Latur


Principal
 M. I. D. S. R. Dental College
 LATUR

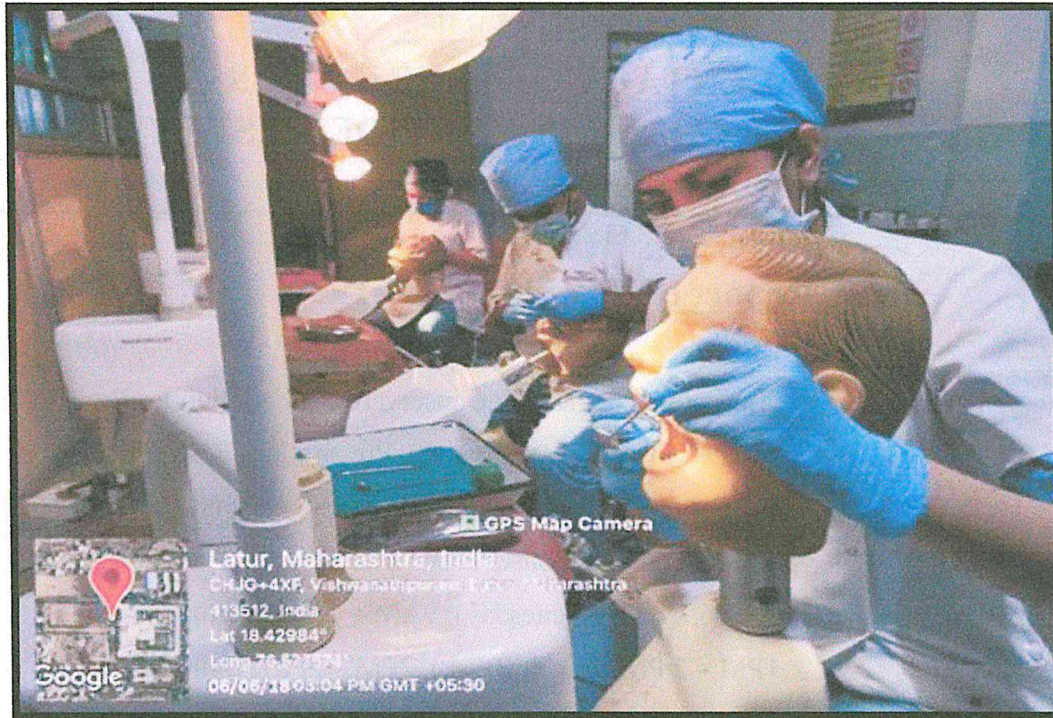
**MAEER'S PUNE
MIDSR DENTAL COLLEGE, LATUR
DEPARTMENT OF CONSERVATIVE DENTISTRY AND
ENDODONTICS**

Report of Training 2018-19

- 1] **Name of Topic** : Basic Introduction To Conservative & Endodontics Pre-Clinical Work (Cavity Preparation, Base Filling, Restoration, Inlay Preparation, Preclinical Endo. Exercises)
- 2] **Presented by** : Department Of Conservative Dentistry and Endodontics
- 3] **Timing of Lectures** : 06/06/2018 (Wednesday), 9AM – 1PM (Lectures), 1PM – 2 PM (Lunch Break), 2PM – 5PM (Demonstrations)
- 4] **No. of Student Attended** : 3
- 5] **Name of Student attended:**

SR.NO	NAME OF THE STUDENTS	E-MAIL ID	DEPARTMENT
1.	Dr. Sandip Bambale	sandybombbambale@gmail.com	CONSERVATIVE DENTISTRY AND ENDODONTICS
2.	Dr. Revtee Birajdar	revtee1800@gmail.com	CONSERVATIVE DENTISTRY AND ENDODONTICS
3.	Dr. Ruchi Rathi	ruchirathi105@gmail.com	CONSERVATIVE DENTISTRY AND ENDODONTICS

Bangam
Principal
M. I. D. S. R. Dental College
LATUR



During Training Programme



MAEER'S PUNE
Maharashtra Institute of Dental Sciences
and Research Centre, Latur



Certificate of Appreciation

This certificate is awarded to

Dr. _____

for completion of preclinical training titled,

Conducted on for 1st Year PGs OF Conservative & Endodontics
MIDSR Dental College, Latur



HOD,
Conservative Dentistry & Endodontics
MIDSR Dental College, Latur



Principal,
MIDSR Dental College, Latur

Certificate of Participation



Principal
M. I. D. S. R. Dental College
LATUR

**MAEER'S PUNE
MIDSR DENTAL COLLEGE, LATUR
DEPARTMENT OF CONSERVATIVE DENTISTRY AND
ENDODONTICS**

Report of Training 2019-20

- 1] **Name of Topic** : Basic Introduction To Conservative & Endodontics
Pre-Clinical Work (Cavity Preparation, Base Filling,
Restoration, Inlay Preparation, Preclinical Endo. Exercises)
- 2] **Presented by** : Department Of Conservative Dentistry and Endodontics
- 3] **Timing of Lectures** : 08/07/2019 (Monday), 9AM – 1PM (Lectures),
1PM – 2 PM (Lunch Break), 2PM – 5PM (Demonstrations)
- 4] **No. of Student Attended** : 03
- 5] **Name of Student attended:**

SR.NO	NAME OF THE STUDENTS	E-MAIL ID	DEPARTMENT
1.	Dr.Nayan Chavan	chavannayan426@gmail.com	CONSERVATIVE DENTISTRY AND ENDODONTICS
2.	Dr.Anuja Dhumal	anuja.dhumal@gmail.com	CONSERVATIVE DENTISTRY AND ENDODONTICS
3.	Dr.Damini Patil	damininote2@gmail.com	CONSERVATIVE DENTISTRY AND ENDODONTICS


Principal
M. I. D. S. R. Dental College
LATUR



During Training Programme



MAEER'S PUNE
**Maharashtra Institute of Dental Sciences
and Research Centre, Latur**



Certificate of Appreciation

This certificate is awarded to
Dr. _____
for completion of preclinical training titled,

Conducted on for 1st Year PGs OF Conservative & Endodontics
MIDSR Dental College, Latur




HOD,
Conservative Dentistry & Endodontics
MIDSR Dental College, Latur



Principal,
MIDSR Dental College, Latur

Certificate of Participation


Principal
M. I. D. S. R. Dental College
LATUR

**MAEER'S PUNE
MIDSR DENTAL COLLEGE, LATUR
DEPARTMENT OF CONSERVATIVE DENTISTRY AND
ENDODONTICS**

Report of Training 2020-21

Name of Topic : Basic Introduction To Conservative & Endodontics
Pre-Clinical Work (Cavity Preparation, Base Filling,
Restoration, Inlay Preparation, Preclinical Endo. Excercises)

Presented by : Dept Of Conservative Dentistry and Endodontics

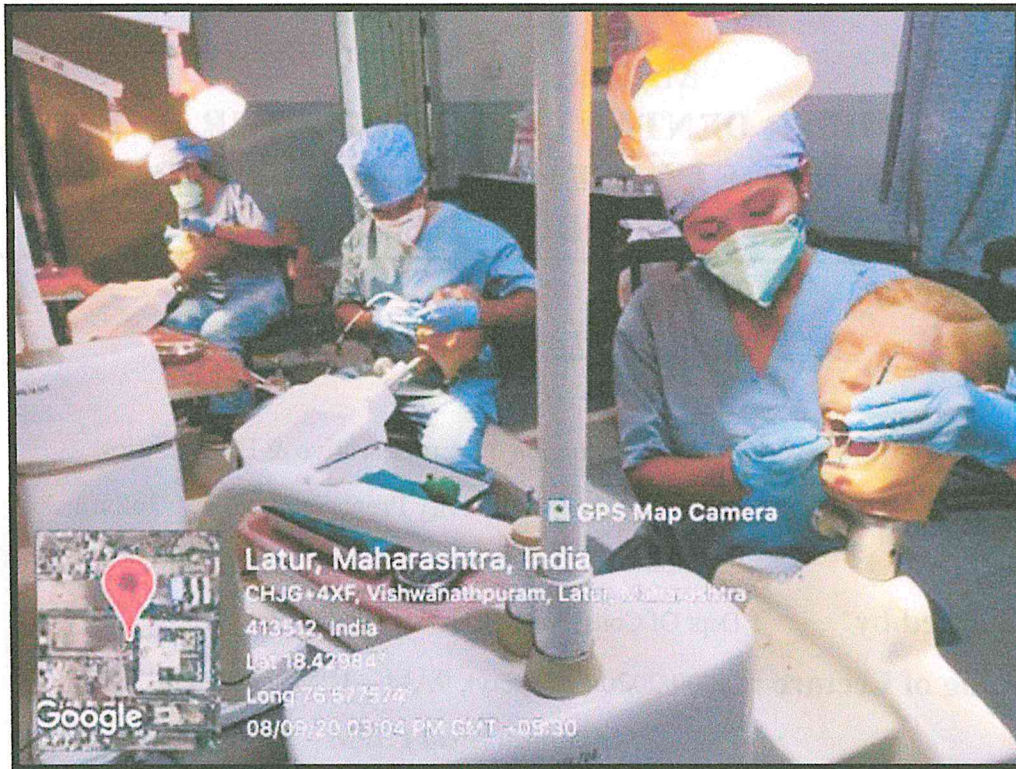
Timing of Lecture : 08/09/2020 (Tuesday), 9AM – 1PM (Lectures),
1PM – 2 PM (Lunch Break), 2PM – 5PM (Demonstrations)

No. of Student Attended :03

Name of Student attended:

SR.NO	NAME OF THE STUDENTS	E-MAIL ID	DEPARTMENT
1.	DR. SHITAL BADE	badeshital40@gmail.com	CONSERVATIVE DENTISTRY AND ENDODONTICS
2.	DR. AKSHAY KHASE	akshaykhase68@gmail.com	CONSERVATIVE DENTISTRY AND ENDODONTICS
3.	DR. VAISHALI WANKHEDE	post4vaishali13@gmail.com	CONSERVATIVE DENTISTRY AND ENDODONTICS

Pangane
Principal
M. I. D. S. R. Dental College
LATUR



Training Programme



[Signature]
Principal
M. I. D. S. R. Dental College
LATUR

Certificate of Participation

**MAEER'S PUNE
MIDSR DENTAL COLLEGE, LATUR
DEPARTMENT OF CONSERVATIVE DENTISTRY AND
ENDODONTICS**

Report of Training 2021-22

1. **Name of Topic** : Basic Introduction To Conservative & Endodontics
Pre-Clinical Work (Cavity Preparation, Base Filling,
Restoration, Inlay Preparation, Preclinical Endo. Excercises)
2. **Presented by** : DEPT OF CONSERVATIVE DENTISTRY AND
ENDODONTICS
3. **Timing of Lecture** : 09/12/2021 (Tuesday), 9AM – 1PM (Lectures),
1PM – 2 PM (Lunch Break), 2PM – 5PM (Demonstrations)
4. **No. of Student Attended:**03
5. **Name of Student attended:**

SR.NO	NAME OF THE STUDENTS	E-MAIL ID	DEPARTMENT
1.	Dr.Yogesh Chanchalwad	yogeshchanchalwad1409@gmail.com	Conservative Dentistry And Endodontics
2.	Dr.PoojaKendre	drpoojakendre12@gmail.com	Conservative Dentistry And Endodontics
3.	Dr.PriyankaKambade	Priyanka.eliteforever@gmail.com	Conservative Dentistry And Endodontics

Sangam
Principal
M. I. D. S. R. Dental College
LATUR



Sangam
Principal
M. I. D. S. R. Dental College
LATUR

Certificate of Participation



MIDSR DENTAL COLLEGE, LATUR

DEPARTMENT OF ORAL & MAXILLOFACIAL SURGERY

Suturing and wiring techniques on models

About the training:

This preclinical training is provided by Department of Oral & Maxillofacial Surgery, MIDSR College Latur. This training imparts an thorough understanding of the theoretical background as well as practical skills of various preclinical Suturing and Wiring techniques. Practical training demonstrations will be provided with an introduction to design of the operatory, instruments, introduction Oral & Maxillofacial Surgical procedures.

Learning outcome:

After this training, you will be able to identify and understand the basics Oral & Maxillofacial Surgical procedures.

Objectives of the Training:

- To train the post-graduate students in different suturing and Wiring techniques
- To train the post-graduate students in different Wiring techniques.
- To train the the post-graduate students in basic oral surgical procedures

Eligibility- All newly joined Pg students can join the training.

Training certification:

The Training will be conducted by Department of of ORAL & MAXILLOFACIAL SURGERY, MIDSR College Latur; participants will be presented with the certificate.

Prangane
Principal
M. I. D. S. R. Dental College
LATUR

**MAEER'S PUNE
MIDSR DENTAL COLLEGE, LATUR
DEPARTMENT OF ORAL & MAXILLOFACIAL SURGERY**

**Report of Training
2017-2018**

Name of Topic : Suturing and wiring techniques on models

Presented by : ORAL & MAXILLOFACIAL SURGERY

Timing of Lectures : 20/06/2017 (Wednesday), 9AM – 1PM (Lectures), 1PM – 2PM (Lunch Break), 2PM – 5PM (Demonstrations)

No. of Student Attended : 3

Name of Student attended:

SR.NO	NAME OF THE STUDENTS	DEPARTMENT
1.	Dr. Dnyandeep Bholane	Oral &Maxillofacial Surgery
2.	Dr. Kshitija Sonawane	Oral &Maxillofacial Surgery
3.	Dr. Swapnil Jadhav	Oral &Maxillofacial Surgery

geangam
Principal
M. I. D. S. R. Dental College
LATUR



During Training Programme

 **MAEER'S PUNE**
Maharashtra Institute of Dental Sciences
and Research Centre, Latur
Training Programme 

Certificate of Participation

This certificate is to certify that, Dr/Mr/Mrs.-
has Successfully completed Training on
"Suturing and wiring techniques"
Conducted By Department of Oral & Maxillofacial Surgery
on 20th June. 2017 for Post Graduate Student at
MIDSR Dental College, Latur

Dr. Amol Doiphode
Course Modretor

Dr. Sheeraz Badal
HOD
Oral & Maxillofacial Surgery

Certificate of Participation

Shangane
Principal
M. I. D. S. R. Dental College
LATUR

**MAEER'S PUNE
MIDSR DENTAL COLLEGE, LATUR
DEPARTMENT OF ORAL & MAXILLOFACIAL SURGERY**

**Report of Training
2018-2019**

About the training:

This preclinical training is provided by Department of ORAL & MAXILLOFACIAL SURGERY, MIDSR College Latur. This training imparts an thorough understanding of the theoretical background as well as practical skills of various preclinical Suturing and Wiring techniques

Practical training demonstrations will be provided with an introduction to design of the operatory, ergonomics, instruments, introduction Oral & Maxillofacial Surgical procedures.

Learning outcome:

After this training, you will be able to identify and understand the basics Oral & Maxillofacial Surgical procedures

Objectives of the Training:

- To train the post-graduate students in different suturing and Wiring techniques
- To train the post-graduate students in different Wiring techniques
- To train the the post-graduate students in basic oral surgical procedures

Eligibility :All newly joined Pg students can join the training.

Training certification:

The Training will be conducted by Department of Oral & Maxillofacial Surgery, MIDSR College Latur; participants will be presented with the certificate.

Sangam
Principal
M. I. D. S. R. Dental College
LATUR


**MAEER'S PUNE
MIDSR DENTAL COLLEGE, LATUR
DEPARTMENT OF ORAL & MAXILLOFACIAL SURGERY**

Report of Training

- **Name of Topic** : Suturing and wiring techniques on models
- **Presented by** : ORAL & MAXILLOFACIAL SURGERY
- **Timing of Lectures** : 20/06/2018 (Wednesday), 9AM – 1PM (Lectures), 1PM – 2 PM (Lunch Break), 2PM – 5PM (Demonstrations)
- **No. of Student Attended** : 3
- **Name of Student attended:**

SR.NO	NAME OF THE STUDENTS	DEPARTMENT
1.	Dr. Tushar kale	Oral &Maxillofacial Surgery
2.	Dr. Ashutosh Dod	Oral &Maxillofacial Surgery
3.	Dr. Sanjeev Sharma	Oral &Maxillofacial Surgery

Rangan
Principal
M. I. D. S. R. Dental College
LATUR



Sangan
Principal
M. I. D. S. R. Dental College
LATUR



MAEER'S PUNE

**Maharashtra Institute of Dental Sciences
and Research Centre, Latur
Training Programme**



Certificate of Participation

This certificate is to certify that, Dr/Mr/Mrs.-

has Successfully completed Training on

“Suturing and wiring techniques”

Conducted By Department of Oral & Maxillofacial Surgery

on 20th June. 2018 for Post Graduate Student at

MIDSR Dental College, Latur

Dr. Amol Doiphode
Course Modretor

Dr. Sheeraz Badal
HOD
Oral & Maxillofacial Surgery

Certificate of Participation

Shangam

Principal

M. I. D. S. R. Dental College

LATUR

DEPARTMENT OF ORAL & MAXILLOFACIAL SURGERY

Suturing and wiring techniques on models

2019-2020

About the training:

This preclinical training is provided by Department of ORAL & MAXILLOFACIAL SURGERY, MIDSR College Latur. This training imparts an thorough understanding of the theoretical background as well as practical skills of various preclinical Suturing and Wiring techniques

Practical training demonstrations will be provided with an introduction to design of the operatory, ergonomics, instruments, introduction Oral & Maxillofacial Surgical procedures

Learning outcome:

After this training, you will be able to identify and understand the basics Oral & Maxillofacial Surgical procedures

Objectives of the Training:

- To train the post-graduate students in different suturing techniques
- To train the post-graduate students in different Wiring techniques
- To train the the post-graduate students in basic oral surgical procedures

Eligibility- All newly joined Pg students can join the training.

Training certification:

The Training will be conducted by Department of of ORAL & MAXILLOFACIAL SURGERY, MIDSR College Latur; participants will be presented with the certificate.

Beingani
Principal
M. I. D. S. R. Dental College
LATUR

**MAEER'S PUNE
MIDSR DENTAL COLLEGE, LATUR
DEPARTMENT OF ORAL & MAXILLOFACIAL SURGERY**

Report of Training


Name of Topic : Suturing and wiring techniques on models
Presented by : ORAL & MAXILLOFACIAL SURGERY
Timing of Lectures : 20/06/2019 (Wednesday), 9AM – 1PM (Lectures), 1PM – 2PM (Lunch Break), 2PM – 5PM (Demonstrations)
No. of Student Attended :_3

Name of Student attended:

SR. NO	NAME OF THE STUDENTS	DEPARTMENT
1.	Dr. Subhashan Bhale	Oral &Maxillofacial Surgery
2.	Dr. Anand Mandlecha	Oral &Maxillofacial Surgery
3.	Dr. Pravin Andhare	Oral &Maxillofacial Surgery

Shangane

Principal
M. I. D. S. R. Dental College
LATUR



During Preclinical training Programme



During Preclinical training Programme

Bangam
Principal
M. I. D. S. R. Dental College
LATUR



MAER'S PUNE
Maharashtra Institute of Dental Sciences
and Research Centre, Latur
Training Programme



Certificate of Participation

This certificate is to certify that, Dr/Mr/Mrs.-

has Successfully completed Training on

“Suturing and wiring techniques”

Conducted By Department of Oral & Maxillofacial Surgery
on 20th June. 2019 for Post Graduate Student at
MIDSR Dental College, Latur

Dr. Amol Doiphode
Course Modretor

Dr. Sheeraz Badal
HOD
Oral & Maxillofacial Surgery

Certificate of Participation

- To train the post-graduate students in different suturing techniques
- To train the post-graduate students in different Wiring techniques
- To train the post-graduate students in basic oral surgical procedures

Eligibility: All newly joined Pg students can join the training.

Training certification:

The Training will be conducted in the Department of Oral & Maxillofacial Surgery, MIDSR College Latur, provided the student is provided with the certificate.

Bangam

Principal

M. I. D. S. R. Dental College
LATUR

M.I.D.S.R. Dental College
Latur

DEPARTMENT OF ORAL & MAXILLOFACIAL SURGERY

Suturing and wiring techniques on models

2020-2021

About the training:

This preclinical training is provided by Department of ORAL & MAXILLOFACIAL SURGERY, MIDSR College Latur. This training imparts an thorough understanding of the theoretical background as well as practical skills of various preclinical Suturing and Wiring techniques

Practical training demonstrations will be provided with an introduction to design of the operatory, ergonomics, instruments, introduction Oral & Maxillofacial Surgical procedures.

Learning outcome:

After this training, you will be able to identify and understand the basics Oral & Maxillofacial Surgical procedures

Objectives of the Training:

- To train the post-graduate students in different suturing techniques
- To train the post-graduate students in different Wiring techniques
- To train the the post-graduate students in basic oral surgical procedures

Eligibility : All newly joined Pg students can join the training.

Training certification:

The Training will be conducted by Department of of ORAL & MAXILLOFACIAL SURGERY, MIDSR College Latur; participants will be presented with the certificate.

Beingam
Principal
M. I. D. S. R. Dental College
LATUR

**MAEER'S PUNE
MIDSR DENTAL COLLEGE, LATUR
DEPARTMENT OF ORAL & MAXILLOFACIAL SURGERY**

Report of Training

Name of Topic :Suturing and wiring techniques on models


Presented by :ORAL & MAXILLOFACIAL SURGERY

Timing of Lecture :20/06/2020 (Wednesday),9AM – 1PM (Lectures),
1PM – 2 PM (Lunch Break), 2PM – 5PM (Demonstrations)

No. of Student Attended : 3

Name of Student attended:

SR.NO	NAME OF THE STUDENTS	DEPARTMENT
1.	Dr. Minal Sonare	Oral &Maxillofacial Surgery
2.	Dr. Samruddhi Danave	Oral &Maxillofacial Surgery
3.	Dr. Ajay Sorate	Oral &Maxillofacial Surgery


Principal
M. I. D. S. R. Dental College
LATUR



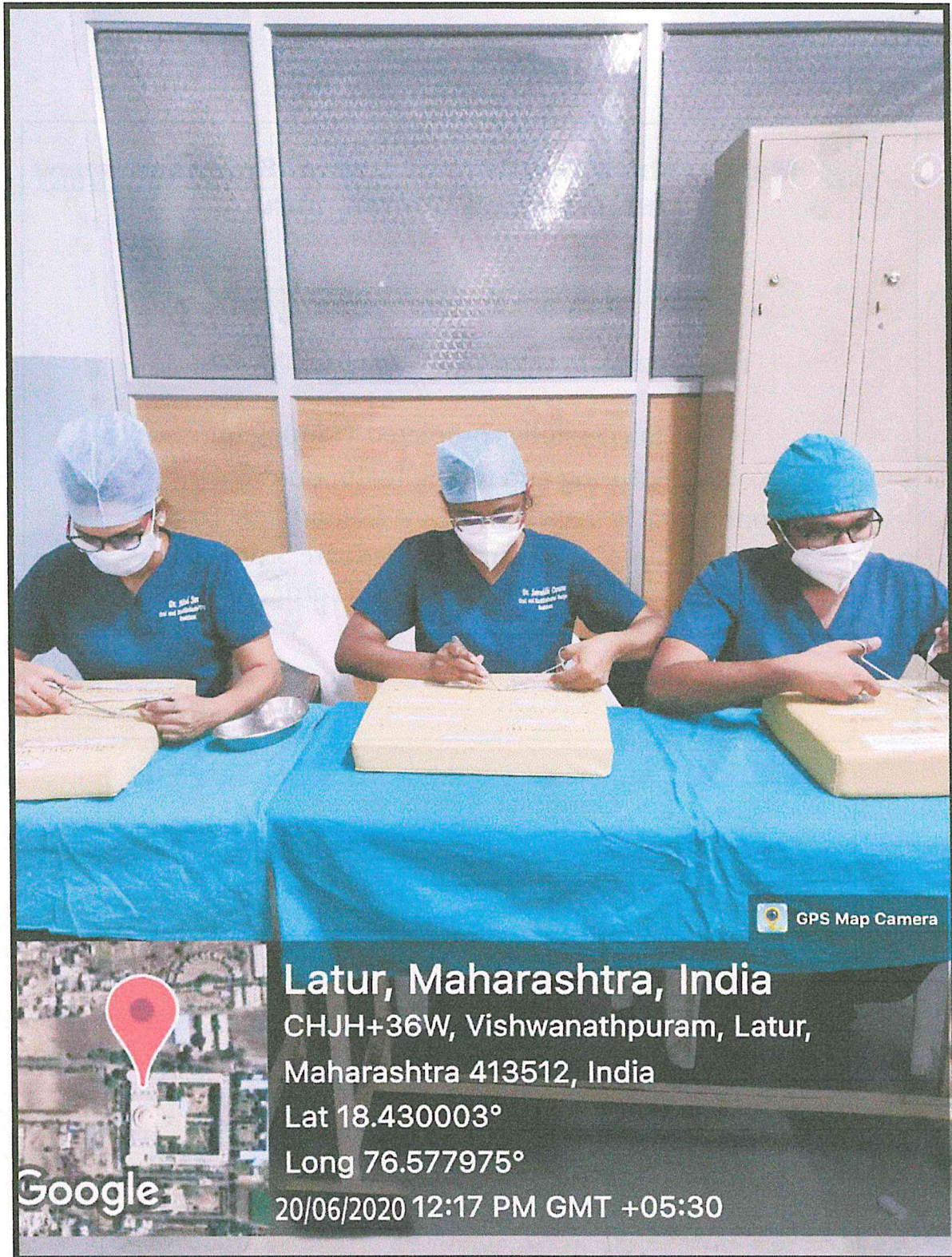
Google

Latur, Maharashtra, India
CHJH+36W, Vishwanathpuram,
Latur, Maharashtra 413512, India
Lat 18.43° Long 76.577981°
20/06/2020 12:25 PM GMT +05:30

M.I.D.S.R. Dental College
LATUR

Training Programme

Bangam
Principal
M. I. D. S. R. Dental College
LATUR



Latur, Maharashtra, India
CHJH+36W, Vishwanathpuram, Latur,
Maharashtra 413512, India
Lat 18.430003°
Long 76.577975°
20/06/2020 12:17 PM GMT +05:30

Training Programme

Bangam
Principal
M. I. D. S. R. Dental College
LATUR



MAEER'S PUNE

**Maharashtra Institute of Dental Sciences
and Research Centre, Latur**
Training Programme



Certificate of Participation

This certificate is to certify that, Dr/Mr/Mrs.-

has Successfully completed Training on

“Suturing and wiring techniques”

Conducted By Department of Oral & Maxillofacial Surgery

on 20th June. 2020 for Post Graduate Student at

MIDSR Dental College, Latur

Dr. Amol Doiphode
Course Modretor

Dr. Sheeraz Badal
HOD
Oral & Maxillofacial Surgery

Certificate of Participation

Banganu
Principal
M. I. D. S. R. Dental College
LATUR

DEPARTMENT OF ORAL & MAXILLOFACIAL SURGERY

Suturing and wiring techniques on models

2021-2022

About the training:

This preclinical training is provided by Department of ORAL & MAXILLOFACIAL SURGERY, MIDSR College Latur. This training imparts an thorough understanding of the theoretical background as well as practical skills of various preclinical Suturing and Wiring techniques

Practical training demonstrations will be provided with an introduction to design of the operatory, ergonomics, instruments, introduction Oral & Maxillofacial Surgical procedures

Learning outcome:

After this training, you will be able to identify and understand the basics Oral & Maxillofacial Surgical procedures

Objectives of the Training:

- To train the post-graduate students in different suturing techniques
- To train the post-graduate students in different Wiring techniques
- To train the the post-graduate students in basic oral surgical procedures

Eligibility- All newly joined Pg students can join the training.

Training certification:

The Training will be conducted by Department of of ORAL & MAXILLOFACIAL SURGERY, MIDSR College Latur; participants will be presented with the certificate.


Principal
M. I. D. S. R. Dental College
LATUR

MAEER'S PUNE
MIDSR DENTAL COLLEGE, LATUR
DEPARTMENT OF ORAL & MAXILLOFACIAL SURGERY

Report of Training

Name of Topic : Suturing and wiring techniques on models

Presented by : ORAL & MAXILLOFACIAL SURGERY

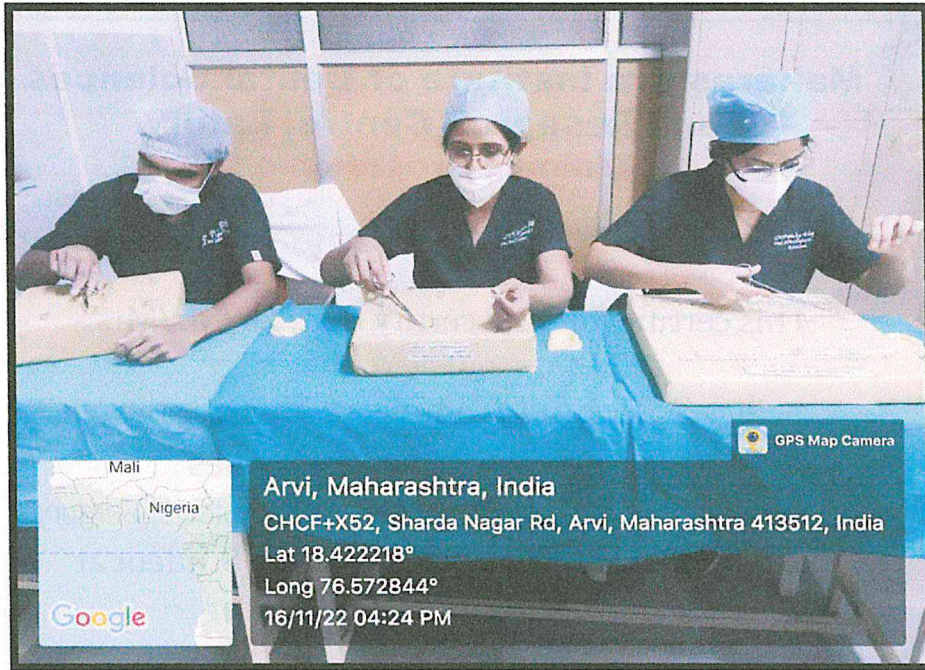
Timing of Lectures : 22/11/2021 (Wednesday), 9AM – 1PM (Lectures), 1PM – 2PM (Lunch Break), 2PM – 5PM (Demonstrations)

No. of Student Attended : 3

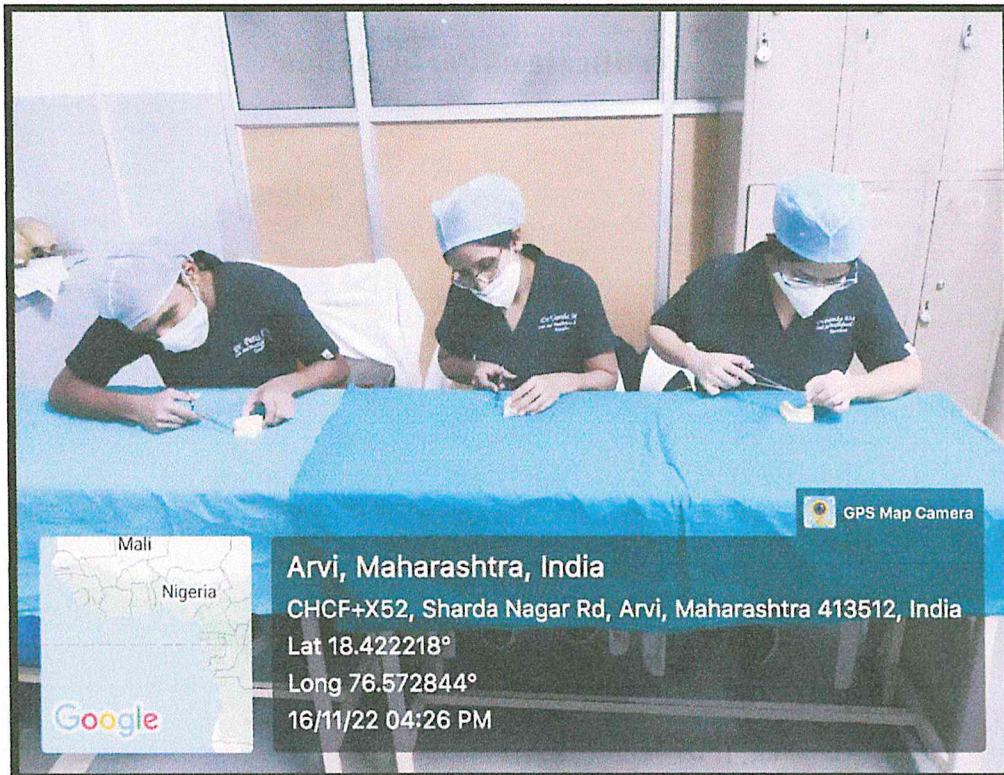
Name of Student attended:

SR.NO	NAME OF THE STUDENTS	DEPARTMENT
1.	Dr. Priyanka Bhapkar	Oral &Maxillofacial Surgery
2.	Dr. Varsha Jaju	Oral &Maxillofacial Surgery
3.	Dr. Paras Doshi	Oral &Maxillofacial Surgery

Sangam
Principal
M. I. D. S. R. Dental College
LATUR



During Training Programme



Rongem
Principal
 M. I. D. S. R. Dental College
 LATUR



MAEER'S PUNE

**Maharashtra Institute of Dental Sciences
and Research Centre, Latur**



Training Programme

Certificate of Participation

This certificate is to certify that, Dr/Mr/Mrs.-

has Successfully completed Training on

"Suturing and wiring techniques"

Conducted By Department of Oral & Maxillofacial Surgery

on 22th Nov. 2021 for Post Graduate Student at

MIDSR Dental College, Latur

Dr. Amol Doiphode
Course Modretor

Dr. Sheeraz Badal
HOD
Oral & Maxillofacial Surgery

Certificate of Participation

Rangan
Principal
M. I. D. S. R. Dental College
LATUR

DEPARTMENT OF ORAL & MAXILLOFACIAL SURGERY

Suturing and wiring techniques on models

2022-2023

About the training:

This preclinical training is provided by Department of ORAL & MAXILLOFACIAL SURGERY, MIDSR College Latur. This training imparts an thorough understanding of the theoretical background as well as practical skills of various preclinical Suturing and Wiring techniques

Practical training demonstrations will be provided with an introduction to design of the operatory, ergonomics, instruments, introduction Oral & Maxillofacial Surgical procedures

Learning outcome:

After this training, you will be able to identify and understand the basics Oral & Maxillofacial Surgical procedures

Objectives of the Training:

- To train the post-graduate students in different suturing techniques
- To train the post-graduate students in different Wiring techniques
- To train the the post-graduate students in basic oral surgical procedures

Eligibility- All newly joined Pg students can join the training.

Training certification:

The Training will be conducted by Department of of ORAL & MAXILLOFACIAL SURGERY, MIDSR College Latur; participants will be presented with the certificate.


Principal
M. I. D. S. R. Dental College
LATUR

MAEER'S PUNE
MIDSR DENTAL COLLEGE, LATUR
DEPARTMENT OF ORAL & MAXILLOFACIAL SURGERY

Report of Training

Name of Topic : Suturing and wiring techniques on models

Presented by : ORAL & MAXILLOFACIAL SURGERY

Timing of Lectures : 25/11/2022 (Friday), 9AM – 1PM (Lectures), 1PM – 2 PM
(Lunch Break), 2PM – 5PM (Demonstrations)

No. of Student Attended : 5


Name of Student attended:

SR.NO	NAME OF THE STUDENTS	DEPARTMENT
1.	Dr. Sanika Mendki	Oral &Maxillofacial Surgery
2.	Dr. Shubham Atole	Oral &Maxillofacial Surgery
3.	Dr. Shubham Bhele	Oral &Maxillofacial Surgery
4.	Dr. Laxmi Yogi	Oral &Maxillofacial Surgery
5.	Dr. Dnyaneshwar Sakhare	Oral &Maxillofacial Surgery

Sangam

Principal

**M. I. D. S. R. Dental College
LATUR**




Latur, Maharashtra, India
 CHJH+36W, Vishwanathpuram, Latur, Maharashtra 413512,
 India
 Lat 18.430005°
 Long 76.577978°
 26/11/22 10:19 AM

Conducted By Department of Oral & Maxillofacial Surgery
 on 26th Nov 2022 for Post Graduate Student at
 M.I.D.S.R. Dental College, Latur

Training Programme

Dr. Bhavesh Bhat
 HOD
 Oral & Maxillofacial Surgery

Dr. Amol Dalvi
 Course In-charge



Latur, Maharashtra, India
 CHJH+36W, Vishwanathpuram, Latur, Maharashtra 413512,
 India
 Lat 18.430004°
 Long 76.577979°
 26/11/22 10:17 AM

Rangan
 Principal
 M. I. D. S. R. Dental College
 LATUR



MAEER'S PUNE

**Maharashtra Institute of Dental Sciences
and Research Centre, Latur**
Training Programme



Certificate of Participation

This certificate is to certify that, Dr/Mr/Mrs.-

has Successfully completed Training on
"Suturing and wiring techniques"

Conducted By Department of Oral & Maxillofacial Surgery
on 26th Nov. 2022 for Post Graduate Student at
MIDSR Dental College, Latur

Dr. Amol Doiphode
Course Modretor

Dr. Sheeraz Badal
HOD
Oral & Maxillofacial Surgery

Certificate of Participation

Bangaru
Principal
M. I. D. S. R. Dental College
LATUR



MIDSR DENTAL COLLEGE, LATUR

DEPARTMENT OF ORAL PATHOLOGY AND MICROBIOLOGY

MICROSCOPE TRAINING PROGRAMME

2017-2018

About the training:

This training is offered by Department of Oral Pathology, MIDSR College Latur. This Microscopy training is an understanding of the theoretical background as well as practical skills of various types of microscopes. Practical training demonstrations will be provided with an introduction to light microscopy and operation of a various types of specialized microscopes like Phase-contrast microscope, Polarised and Fluorescence microscope.

Learning outcome:

After this training, you will be able to identify and understand the basic principal components of simple and compound microscope, working principals and advances of specialized microscope, its set-up and uses.

Objectives of the Training:

- To identify and understand the working principal of simple and light microscope
- To identify and understand the working principal of specialized microscope
- To understand the microscopic advantages.

Eligibility- All newly joined Pg students can join the training.

Training certification:

The Training will be conducted by Department of Oral Pathology and Microbiology, MIDSR College Latur; participants will be presented with the certificate.

Sangam
Principal
M. I. D. S. R. Dental College
LATUR

**DEPARTMENT OF ORAL PATHOLOGY AND
MICROBIOLOGY**

Report of Training

Name of Topic : MICROSCOPE & MICROSCOPY

Presented by : DEPT OF ORAL PATHOLOGY

Timing of Lecture : 11/09/2017, 3:00-3:30pm

No. of Student Attended: 3

Name of Student attended:

SR.NO	NAME OF THE STUDENTS	E-MAIL ID	DEPARTMENT
1.	Dr. Gopal Nagargoje	gopal.nagargoje@gmail.com	Oral Surgery
2.	Dr. Sonali Gite	sonaligite@gmail.com	Conservative Dentistry and Endodontics
3.	Dr. Sana Mohani	Sanamohani15@gmail.com	Conservative Dentistry and Endodontics

Sanganu
Principal
M. I. D. S. R. Dental College
LATUR



During Microscope Training Programme

Singam

Principal
M. I. D. S. R. Dental College
LATUR

Certificate of the training programme:



The programme was successful. Students got knowledge and cleared their queries regarding Microscope. It improved interactions and sharing of valuable knowledge.

Anjan
Principal
M. I. D. S. R. Dental College
LATUR



MIDSR DENTAL COLLEGE, LATUR

DEPARTMENT OF ORAL PATHOLOGY AND MICROBIOLOGY

MICROSCOPE TRAINING PROGRAMME

2018-2019

About the training:

This training is offered by Department of Oral Pathology, MIDSR College Latur. This Microscopy training is an understanding of the theoretical background as well as practical skills of various types of microscopes. Practical training demonstrations will be provided with an introduction to light microscopy and operation of a various types of specialized microscopes like Phase-contrast microscope, Polarised and Fluorescence microscope.

Learning outcome:

After this training, you will be able to identify and understand the basic principal components of simple and compound microscope, working principals and advances of specialized microscope, its set-up and uses.

Objectives of the Training:

- To identify and understand the working principal of simple and light microscope
- To identify and understand the working principal of specialized microscope
- To understand the microscopic advantages.

Eligibility- All newly joined Pg students can join the training.

Training certification:

The Training will be conducted by Department of Oral Pathology and Microbiology, MIDSR College Latur; participants will be presented with the certificate.

Danganu
Principal
M. I. D. S. R. Dental College
LATUR

**DEPARTMENT OF ORAL PATHOLOGY AND
MICROBIOLOGY**

Report of Training

Name of Topic : MICROSCOPE & MICROSCOPY

Presented by : DEPT OF ORAL PATHOLOGY

Timing of Lectures : 10/09/2018, 2:30-3:30pm

No. of Student Attended: 3

Name of Student attended:

SR.NO	NAME OF THE STUDENTS	E-MAIL ID	DEPARTMENT
1.	Dr. Shirang Sangle	sshri58@gmail.com	Periodontics
2.	Dr. Madhura Vairagi	madhuravairagi@gmail.com	Periodontics
3.	Dr. Vaibhav Ambashikar	vaibhav16.xperia@gmail.com	Orthodontics

S. Sangle
Principal
M. I. D. S. R. Dental College
LATUR

MAEER'S PUNE
MIDSR DENTAL COLLEGE, LATUR
DEPARTMENT OF ORAL PATHOLOGY AND
MICROBIOLOGY

Report of Training

1. Name of Topic : MICROSCOPE & MICROSCOPY
2. Presented by : DEPT OF ORAL PATHOLOGY
3. Timing of Lectures : 10/09/2018, 2:30-3:30pm
4. No. of Student Attended: 3
5. Name of Student attended: _____

SR.NO	NAME OF THE STUDENTS	E-MAIL ID	DEPARTMENT	SIGN
1.	Dr. Shirang Sangle	sshri58@gmail.com	Periodontics	<i>Sangle</i>
2.	Dr. Madhura Vairagi	madhuravairagi@gmail.com	Periodontics	<i>Vairagi</i>
3.	Dr. Vaibhav Ambashikar	vaibhav16.xperia@gmail.com	Orthodontics	<i>Ambashikar</i>

P. D. C.
H. O. D.
Dept. Of Oral Pathology

[Signature]
Principal
M. I. D. S. R. Dental College
LATUR

Bangane

Principal
M. I. D. S. R. Dental College
LATUR



Microscope Training Programme

Dangam
Principal
M. I. D. S. R. Dental College
LATUR



Microscope Training Programme



Bangani
Principal
M. I. D. S. R. Dental College
LATUR

Certificate of the training programme:



The programme was successful. Students got knowledge and cleared their queries regarding Microscope. It improved interactions and sharing of valuable knowledge.

Banjan
Principal
M. I. D. S. R. Dental College
Latur



MIDSR DENTAL COLLEGE, LATUR

DEPARTMENT OF ORAL PATHOLOGY AND MICROBIOLOGY

MICROSCOPE TRAINING PROGRAMME

2019-2020

About the training:

This training is offered by Department of Oral Pathology, MIDSR College Latur. This Microscopy training is an understanding of the theoretical background as well as practical skills of various types of microscopes. Practical training demonstrations will be provided with an introduction to light microscopy and operation of a various types of specialized microscopes like Phase-contrast microscope, Polarised and Fluorescence microscope.

Learning outcome:

After this training, you will be able to identify and understand the basic principal components of simple and compound microscope, working principals and advances of specialized microscope, its set-up and uses.

Objectives of the Training:

- To identify and understand the working principal of simple and light microscope
- To identify and understand the working principal of specialized microscope
- To understand the microscopic advantages.

Eligibility- All newly joined Pg students can join the training.

Training certification:

The Training will be conducted by Department of Oral Pathology and Microbiology, MIDSR College Latur; participants will be presented with the certificate.

Sangam

Principal
M. I. D. S. R. Dental College
LATUR

**DEPARTMENT OF ORAL PATHOLOGY AND
MICROBIOLOGY**

Report of Training

Name of Topic : MICROSCOPE & MICROSCOPY

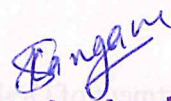
Presented by : DEPT OF ORAL PATHOLOGY

Timing of Lecture : 19/09/2019, 2:30-3:30pm

No. of Student Attended: 2 _____

Name of Student attended:

SR.NO	NAME OF THE STUDENTS	E-MAIL ID	DEPARTMENT
1.	Dr. Smita Warpe	warpesmita@gmail.com	Orthodontics
2.	Dr. Shruti Chadak	chandakshruti7@gmail.com	Orthodontics

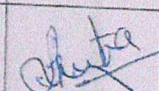
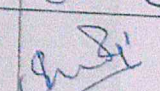


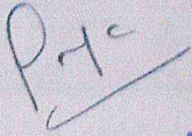
Principal
M. I. D. S. R. Dental College
LATUR

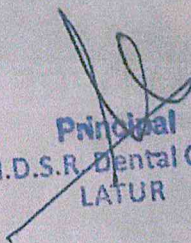
MAEER'S PUNE
MIDSR DENTAL COLLEGE, LATUR
DEPARTMENT OF ORAL PATHOLOGY AND
MICROBIOLOGY


Report of Training

1. Name of Topic : MICROSCOPE & MICROSCOPY
2. Presented by : DEPT OF ORAL PATHOLOGY
3. Timing of Lectures : 19/09/2019, 2:30-3:30pm
4. No. of Student Attended: 2
5. Name of Student attended: _____

SR.NO	NAME OF THE STUDENTS	E-MAIL ID	DEPARTMENT	SIGN
1.	Dr. Smita Warpe	warpesmita@gmail.com	Orthodontics	
2.	Dr. Shruti Chadak	chandakshruti7@gmail.com	Orthodontics	


H. O. D.
Dept. Of Oral Pathology



Principal
M.I.D.S.R. Dental College
LATUR


Principal
M. I. D. S. R. Dental College
LATUR



0° C
I'M HERE
LATUR
THU, 19 SEP 2019

MICROSCOPE TRAINING PROGRAMME



0° C
I'M HERE
LATUR
THU, 19 SEP 2019

Dangam
Principai
M. I. D. S. R. Dental College
LATUR



MICROSCOPE TRAINING PROGRAMME

Dr. Anuja Malhotra
Prof. SHOD
Department of Oral Pathology
M.I.D.S.R. Dental College, Latur
Principal

The programme was successful. Students got knowledge and cleared their queries regarding Microscope. It improved interactions and sharing of valuable knowledge.

Dr. Anuja Malhotra

Principal
M. I. D. S. R. Dental College
LATUR

Certificate of the training programme:



The programme was successful. Students got knowledge and cleared their queries regarding Microscope. It improved interactions and sharing of valuable knowledge.

Sangam
Principal
M. D. S. R. Dental College
LATUR



MIDSR DENTAL COLLEGE, LATUR

DEPARTMENT OF ORAL PATHOLOGY AND MICROBIOLOGY

MICROSCOPE TRAINING PROGRAMME

2020-2021

About the training:

This training is offered by Department of Oral Pathology, MIDSR College Latur. This Microscopy training is an understanding of the theoretical background as well as practical skills of various types of microscopes. Practical training demonstrations will be provided with an introduction to light microscopy and operation of a various types of specialized microscopes like Phase-contrast microscope, Polarised and Fluorescence microscope.

Learning outcome:

After this training, you will be able to identify and understand the basic principal components of simple and compound microscope, working principals and advances of specialized microscope, its set-up and uses.

Objectives of the Training:

- To identify and understand the working principal of simple and light microscope
- To identify and understand the working principal of specialized microscope
- To understand the microscopic advantages.

Eligibility- All newly joined Pg students can join the training.

Training certification:

The Training will be conducted by Department of Oral Pathology and Microbiology, MIDSR College Latur; participants will be presented with the certificate.

Rangan

69

**DEPARTMENT OF ORAL PATHOLOGY AND
MICROBIOLOGY**

Report of Training

Name of Topic : MICROSCOPE & MICROSCOPY

Presented by : DEPT OF ORAL PATHOLOGY

Timing of Lecture : 31/08/2020, 3:00-3:30pm

No. of Student Attended: 3

Name of Student attended:




SR.NO	NAME OF THE STUDENTS	E-MAIL ID	DEPARTMENT
1.	DR. SHITAL NAGIME	drshitalnb@gmail.com	PERIODONTICS
2.	DR. ANUSHA MATH	mathanusha18@gmail.com	PERIODONTICS
3.	DR. POONAM KANDE	Poonamkande292@gmail.com	PERIODONTICS


Bangaru
Principal
M. I. D. S. R. Dental College
LATUR

MAEER'S PUNE
MIDSR DENTAL COLLEGE, LATUR
DEPARTMENT OF ORAL PATHOLOGY AND
MICROBIOLOGY

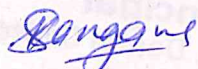
Report of Training

1. Name of Topic : MICROSCOPE & MICROSCOPY
2. Presented by : DEPT OF ORAL PATHOLOGY
3. Timing of Lecture : 31/08/2020, 3:00-3:30pm
4. No. of Student Attended: 3
5. Name of Student attended: _____

SR.NO	NAME OF THE STUDENTS	E-MAIL ID	DEPARTMENT	SIGN
1.	DR. SHITAL NAGIME	drshitalnb@gmail.com	PERIODONTICS	
2.	DR. ANUSHA MATH	mathanusha18@gmail.com	PERIODONTICS	
3.	DR. POONAM KANDE	Poonamkande292@gmail.com	PERIODONTICS	

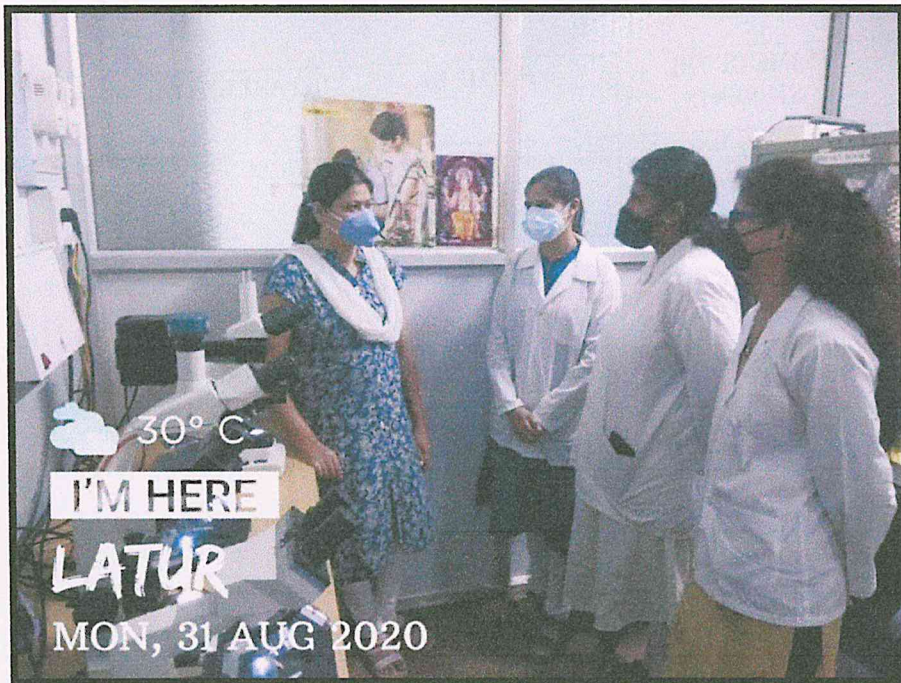

H.O.D.
Dept. Of Oral Pathology


Principal
M.I.D.S.R. Dental College
LATUR


Principal
M. I. D. S. R. Dental College
LATUR



MICROSCOPE TRAINING PROGRAMME



Sanyas
Principal
D. S. R. Dental College
LATUR



MICROSCOPE TRAINING PROGRAMME

Sangan
Principal
M. I. D. S. R. Dental College
LATUR

Certificate of the training programme:



The programme was successful. Students got knowledge and cleared their queries regarding Microscope. It improved interactions and sharing of valuable knowledge.

Bangaru
Principal
M. I. D. S. R. Dental College
LATUR



MIDSR DENTAL COLLEGE, LATUR

DEPARTMENT OF ORAL PATHOLOGY AND
MICROBIOLOGY

MICROSCOPE TRAINING PROGRAMME

2021-2022

About the training:

This training is offered by Department of Oral Pathology, MIDSR College Latur. This Microscopy training is an understanding of the theoretical background as well as practical skills of various types of microscopes. Practical training demonstrations will be provided with an introduction to light microscopy and operation of a various types of specialized microscopes like Phase-contrast microscope, Polarised and Fluorescence microscope.

Learning outcome:

After this training, you will be able to identify and understand the basic principal components of simple and compound microscope, working principals and advances of specialized microscope, its set-up and uses.

Objectives of the Training:

- To identify and understand the working principal of simple and light microscope
- To identify and understand the working principal of specialized microscope
- To understand the microscopic advantages.

Eligibility- All newly joined Pg students can join the training.

Training certification:

The Training will be conducted by Department of Oral Pathology and Microbiology, MIDSR College Latur; participants will be presented with the certificate.

Banggun
Principal
M. I. D. S. R. Dental College
LATUR

DEPARTMENT OF ORAL PATHOLOGY AND MICROBIOLOGY

Report of Training

Name of Topic : MICROSCOPE & MICROSCOPY

Presented by : DEPT OF ORAL PATHOLOGY

Timing of Lecture : 29/11/2021, 3:00-3:30pm

No. of Student Attended: 3

Name of Student attended:

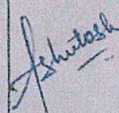

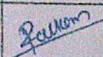
SR. NO	NAME OF THE STUDENTS	E-MAIL ID	DEPARTMENT
1.	DR. ASHUTOSH AGARWAL	ashutoshagarwal1998@gmail.com	PERIODONTICS
2.	DR. SURBHI PATIL	surbhipatil01@gmail.com	PERIODONTICS
3.	DR. NIKITA PALKAR	nikipalkar95@gmail.com	PERIODONTICS


Bangaru
Principal
M. I. D. S. R. Dental College
LATUR

MAEER'S PUNE
MIDSR DENTAL COLLEGE, LATUR
DEPARTMENT OF ORAL PATHOLOGY AND
MICROBIOLOGY


Report of Training

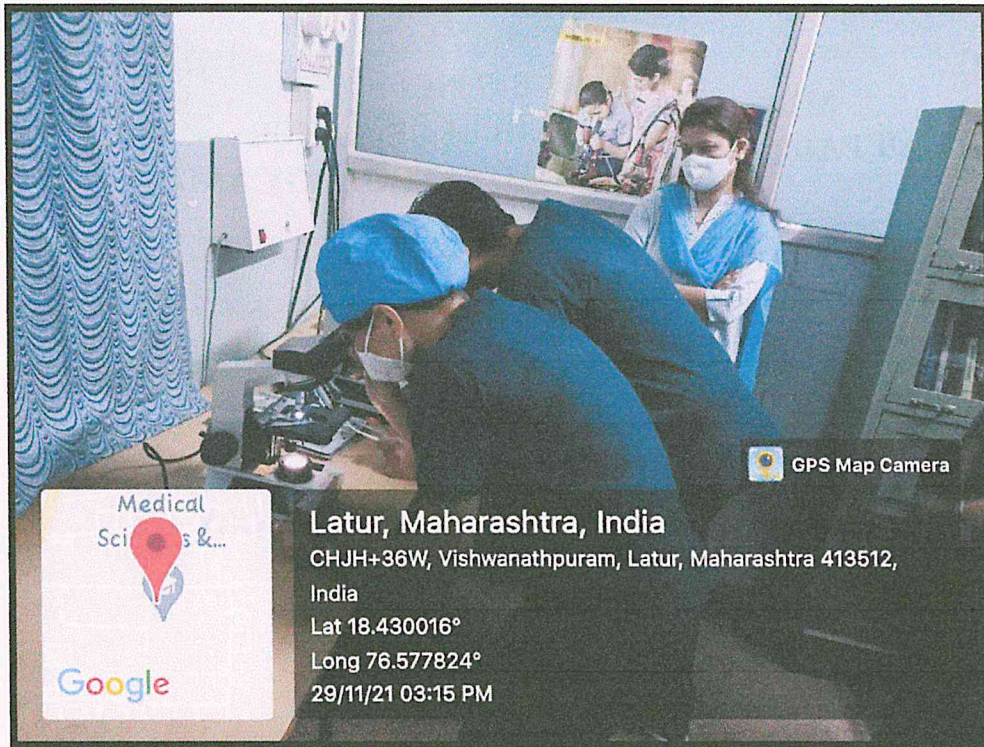
1. Name of Topic : MICROSCOPE & MICROSCOPY
2. Presented by : DEPT OF ORAL PATHOLOGY
3. Timing of Lecture : 29/11/2021, 3:00-3:30pm
4. No. of Student Attended: 3
5. Name of Student attended: _____

SR. NO	NAME OF THE STUDENTS	E-MAIL ID	DEPARTMENT	SIGN
1.	DR. ASHUTOSH AGARWAL	ashutoshagarwal1998@gmail.com	PERIODONTICS	
2.	DR. SURBHI PATIL	surbhipatil01@gmail.com	PERIODONTICS	
3.	DR. NIKITA PALKAR	nikkipalkar95@gmail.com	PERIODONTICS	


H.O.D.
Dept. Of Oral Pathology


Principal
M.I.D.S.R. Dental College
LATUR


Principal
M. I. D. S. R. Dental College
LATUR



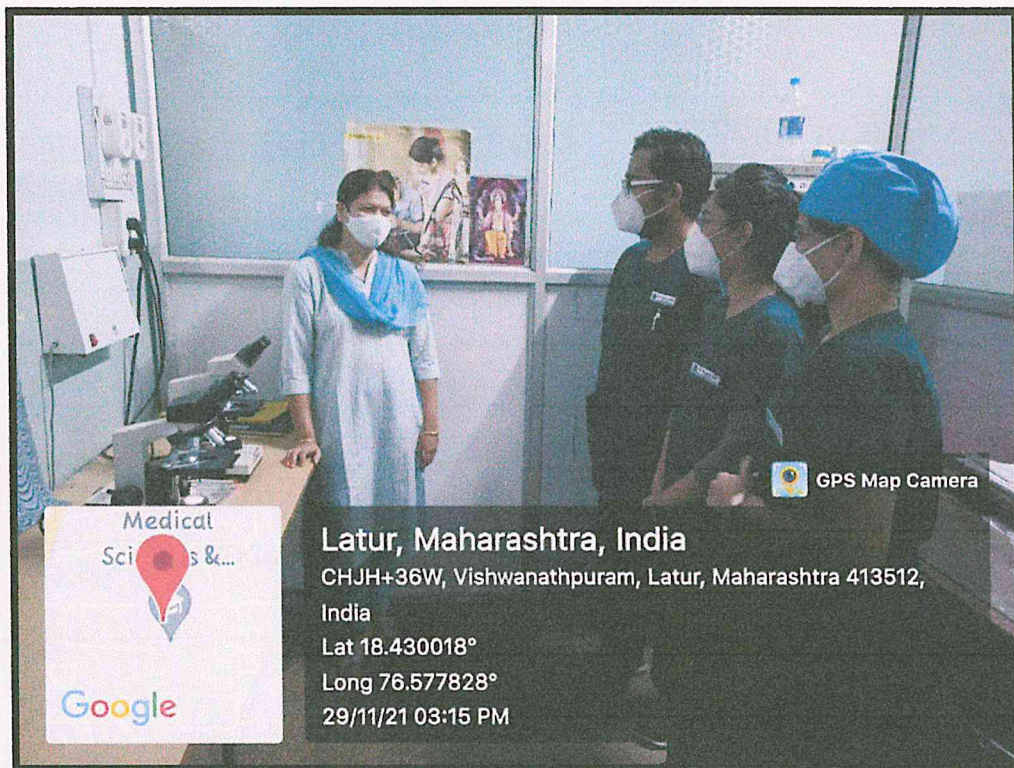
Medical
Sci s &...



Google

Latur, Maharashtra, India
 CHJH+36W, Vishwanathpuram, Latur, Maharashtra 413512,
 India
 Lat 18.430016°
 Long 76.577824°
 29/11/21 03:15 PM

GPS Map Camera



Medical
Sci s &...



Google

Latur, Maharashtra, India
 CHJH+36W, Vishwanathpuram, Latur, Maharashtra 413512,
 India
 Lat 18.430018°
 Long 76.577828°
 29/11/21 03:15 PM

GPS Map Camera

MICROSCOPE TRAINING PROGRAMME

P. Anand
 Principal
 M. I. D. S. R. Dental College
 LATUR

Certificate of the training programme:



The programme was successful. Students got knowledge and cleared their queries regarding Microscope. It improved interactions and sharing of valuable knowledge.

Sargam
Principal
M. I. D. S. R. Dental College
LATUR



MIDSR DENTAL COLLEGE, LATUR

DEPARTMENT OF ORAL PATHOLOGY AND MICROBIOLOGY

MICROSCOPE TRAINING PROGRAMME

2022-2023

About the training:

This training is offered by Department of Oral Pathology, MIDSR College Latur. This Microscopy training is an understanding of the theoretical background as well as practical skills of various types of microscopes. Practical training demonstrations will be provided with an introduction to light microscopy and operation of a various types of specialized microscopes like Phase-contrast microscope, Polarised and Fluorescence microscope.

Learning outcome:

After this training, you will be able to identify and understand the basic principal components of simple and compound microscope, working principals and advances of specialized microscope, its set-up and uses.

Objectives of the Training:

- To identify and understand the working principal of simple and light microscope
- To identify and understand the working principal of specialized microscope
- To understand the microscopic advantages.

Eligibility- All newly joined Pg students can join the training.

Training certification:

The Training will be conducted by Department of Oral Pathology and Microbiology, MIDSR College Latur; participants will be presented with the certificate.

Sangan
Principal
MIDSR Dental College

**DEPARTMENT OF ORAL PATHOLOGY AND
MICROBIOLOGY**

Report of Training

Name of Topic : MICROSCOPE & MICROSCOPY

Presented by : DEPT OF ORAL PATHOLOGY

Timing of Lecture : 05/01/2023, 10:00-10:30am

No. of Student Attended: 3

Name of Student attended:

SER. NO	NAME OF THE STUDENTS	E-MAIL ID	DEPARTMENT
1.	Dr Rutuja Shivpurkar	rutujaj36@gmai.com	Periodontics and oral Implantology
2.	Dr Pratiksha Late	latepratiksha@gmail.com	Periodontics and oral Implantology
3.	Dr Sayli Dalvi	Sonudalvi.95@gmail.com	Periodontics and oral Implantology



**Principal
M. I. D. S. R. Dental College
LATUR**



MAEER PUNE'S

**MAHARASHTRA INSTITUTE OF DENTAL
SCIENCES & RESEARCH (DENTAL COLLEGE)**



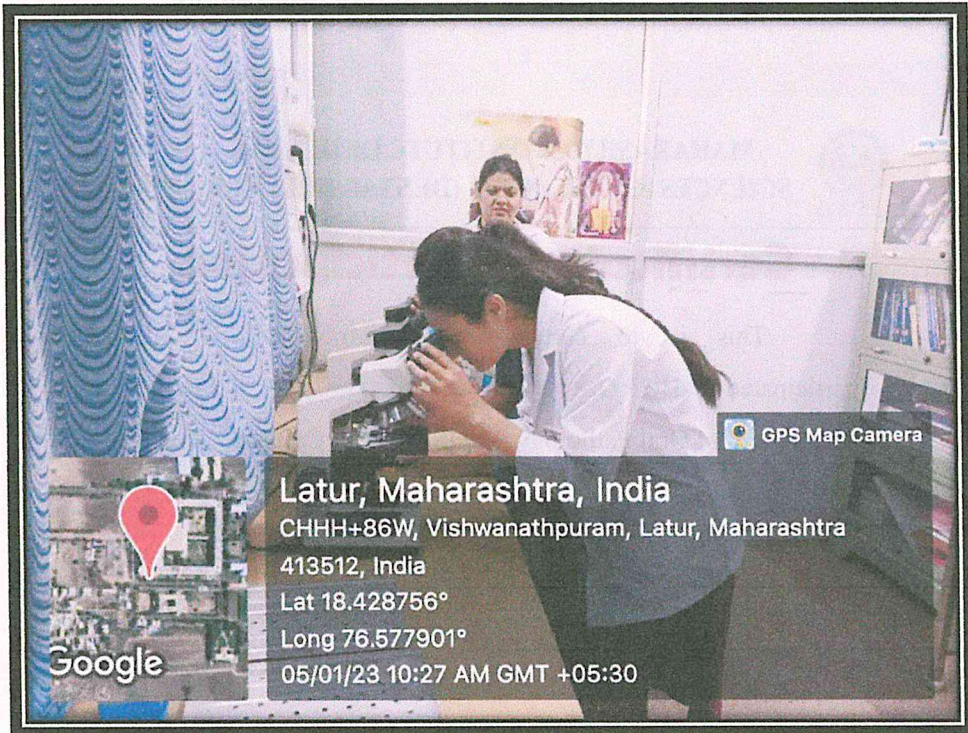
MAEER'S PUNE
MIDS R DENTAL COLLEGE, LATUR
DEPARTMENT OF ORAL PATHOLOGY AND
MICROBIOLOGY

Report of Training

1. Name of Topic : MICROSCOPE & MICROSCOPY
2. Presented by : DEPT OF ORAL PATHOLOGY
3. Timing of Lecture : 05/01/2023, 10:00-10:30am
4. No. of Student Attended: 3
5. Name of Student attended: _____

SR. NO	NAME OF THE STUDENTS	E-MAIL ID	DEPARTMENT	SIGN
1.	Dr. Rutuja Shivpurkar	rutujaj36@gmai.com	Periodontics and oral Implantology	
2.	Dr. Pratiksha Late	latepratiksha@gmail.com	Periodontics and oral Implantology	
3.	Dr. Sayli Dalvi	Sonudalvi.95@gmail.com	Periodontics and oral Implantology	

Principal
M. I. D. S. R. Dental College
LATUR



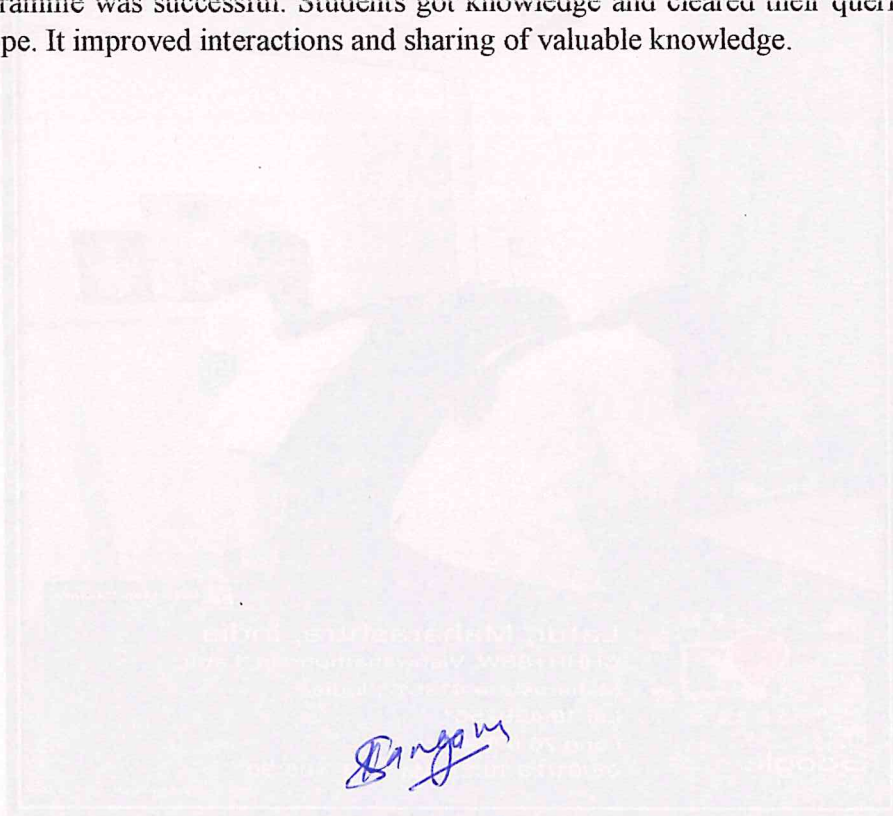
MICROSCOPE TRAINING PROGRAMME

Rangan

Certificate of the training programme:



The programme was successful. Students got knowledge and cleared their queries regarding Microscope. It improved interactions and sharing of valuable knowledge.



Bangaru

Principal
M. I. D. S. R. Dental College
LATUR



MIDSR DENTAL COLLEGE, LATUR

DEPARTMENT OF ORTHODONTICS AND DENTOFACIAL ORTHOPEDICS

BASIC INTRODUCTION TO ORTHODONTIC PRE-CLINICAL WORK

About the training:

This preclinical training is provided by the department of orthodontic and dentofacial orthopaedic, MIDSR college Latur. This training imparts a thorough understanding of the theoretical background as well as practical skills of various preclinical, and general wire bending exercises to develop manual dexterity and fixed appliance tyodont exercises. Practical training demonstrations will be provided with an introduction to training shall be imparted in one basic technique i.e., general wire bending exercises, standard edgewise / Begg technique and preadjusted edgewise appliance, basic introduction of digital camera and photography, Biostar machine, vaccum mixing machine, Nemoceph tracing software etc.

Learning outcome:

After this training, students will be able to identify and understand the basics of various preclinical fixed appliance tyodont exercises as well as understanding to other clinical & preclinical techniques like Nemoceph cephalometric software, vacuum mixing machine, Biostar machine etc.

Objectives of the training:

- To identify various cases requiring different orthodontic movements.
- To identify requirements of fixed orthodontic appliance.
- To understand various orthodontic mechanotherapy.
- To understand basic Nemoceph software application
- To develop understanding about camera tripod

Eligibility- compulsory for all 1st year PG students:

Training certification: the training will be conducted by department of orthodontic and dentofacial orthopaedic, MIDSR college, Latur; All the participants will be presented with the certificate.

Rangan
Principal
M. I. D. S. R. Dental College
LATUR

MAEER'S PUNE
MIDSR DENTAL COLLEGE, LATUR
DEPARTMENT OF ORTHODONTICS AND DENTOFACIAL ORTHOPAEDICS

REPORT OF TRAINING 2017-18

1] **NAME OF TOPIC:** BASIC INTRODUCTION AND APPLICATIONS OF HYDRO SOLDER

2] **PRESENTED BY:** Dept of Orthodontics and Dentofacial Orthopaedics

3] **TIMING OF LECTURES:** 20/09/2017 (Wednesday) 10am – 11am (Lectures) & 11 Am To 12 Pm (Demonstration)

4] **NO. OF STUDENT ATTENDED** : 03

5] **NAMES OF STUDENTS ATTENDED:**

SR.NO	NAME OF THE STUDENT	EMAIL.ID	DEPARTMENT	
1	DR. Radhika Kalekar	drradhikakaekar@gmail.com	DEPT OF ORTHODONTIC DENTOFACIAL ORTHOPEDIC	AND
2	DR. Mahendra Kondle	drmahendrak@gmail.com	DEPT OF ORTHODONTIC DENTOFACIAL ORTHOPEDIC	AND
3	DR. Sujit Zadake	zadakesujit09@gmail.com	DEPT OF ORTHODONTIC DENTOFACIAL ORTHOPEDIC	AND

Prangana
Principal
M. I. D. S. R. Dental College
LATUR

DEMONSTRATION FOR HYDROSOLDERING



PARTICIPANTS CERTIFICATES

MAAER'S MAHARASHTRA INSTITUTE OF DENTAL SCIENCE & RESEARCH (DENTAL COLLEGE), LATUR		
Certificate of Participation		
This is to certify that Dr. _____ had attended		
Workshop On Hydro Solder		
Conducted on _____ at Dept. of Orthodontics & Dentofacial Orthopaedics, MIDSR Dental College and Hospital Latur.		
coordinator	principal	Vice Principal

Certificate Of Participation

Sangam
Principal


M. I. D. S. R. Dental College
LATUR

**MAEER'S PUNE
MIDSR DENTAL COLLEGE, LATUR
DEPT OF ORTHODONTIC AND DENTOFACIAL
ORTHOPEDIC**

REPORT OF TRAINING 2018-19

- 1] **NAME OF TOPIC:** VACUUM MIXING MACHINE
- 2] **PRESENTED BY:** DEPT. OF ORTHODONTIC AND DENTOFACIAL ORTHOPAEDIC
- 3] **TIMING OF LECTURES:** 11/12/2018 (TUESDAY), 9AM – 10AM (LECTURES), & 10 AM TO 12 PM (DEMONSTRATION).
- 4] **NO. OF STUDENTS ATTENDED:** 3
- 5] **NAME OF STUDENT ATTENDED:**

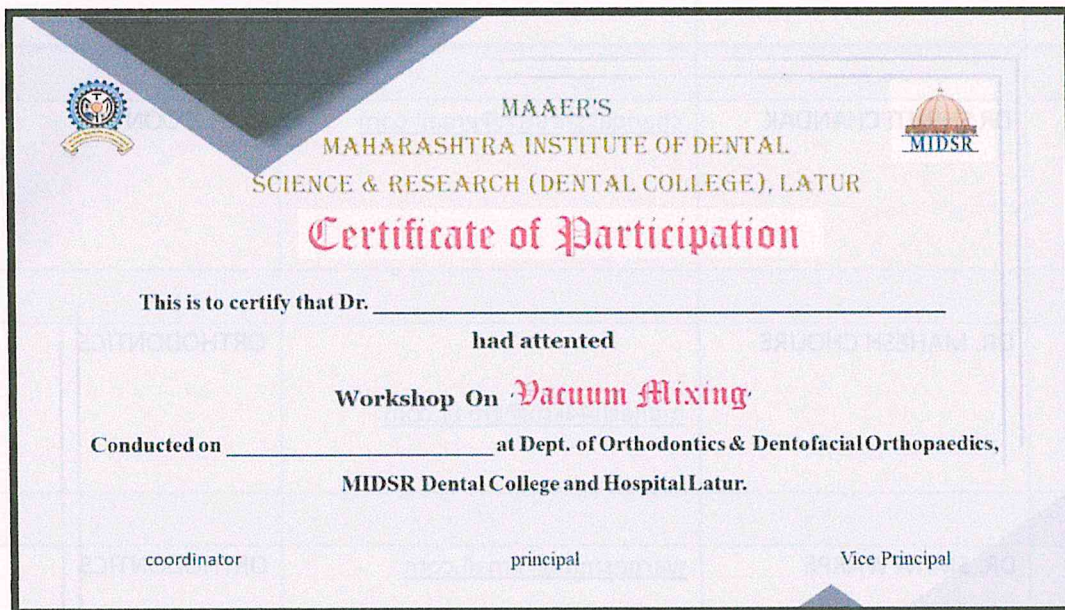
SR.NO	NAME OF THE STUDENTS	E-MAIL ID	DEPARTMENT
1.	DR. PAWANKUMAR SINGH	Drpawan99@gmail.com	DEPT OF ORTHODONTIC AND DENTOFACIAL
2.	DR. VAIBHAV AMBASHIKAR	drambashikarvaibhav@gmail.com	DEPT OF ORTHODONTIC AND DENTOFACIAL
3.	DR. SAYALI DUSHANE	drsyalidushane@gmail.com	DEPT OF ORTHODONTIC AND DENTOFACIAL


Principal
M. I. D. S. R. Dental College
LATUR

DEMONSTRATION VACCUM MIXING FOR THE PG STUDENTS



CERTIFICATES DISTRIBUTED TO PARTICIPANTS



Sangam

Principal
M. I. D. S. R. Dental College
LATUR

MAEER'S PUNE
MIDSR DENTAL COLLEGE, LATUR
DEPARTMENT OF ORTHODONTIC AND DENTOFACIAL
ORTHOPEDIC

REPORT OF TRAINING 2019-20

- 1] **NAME OF TOPIC:** NEMOCEPH CEPHALOMETRIC TRACING SOFTWARE
- 2] **PRESENTED BY:** DEPT OF ORTHODONTIC AND DENTOFACIAL ORTHOPEDIC
- 3] **TIMING OF LECTURES:** 2/9/2019, 10AM – 12AM Lectures and demonstration.
- 4] **NO. OF STUDENT ATTENDED:**3
- 5] **NAME OF STUDENT ATTENDED:**


SR.NO	NAME OF THE STUDENTS	E-MAIL ID	DEPARTMENT
1.	DR.SHRUTI CHANDAK	chandakshruti7@gmail.com	ORTHODONTICS
2.	DR. MAHESH CHOURE	mahesh44km@gmail.com	ORTHODONTICS
3.	DR. SMITA WARPE	warpesmita@gmail.com	ORTHODONTICS



Principal

M. I. D. S. R. Dental College
LATUR

DEMONSTRATION ON NEMOCEPH SOFTWARE



PARTICIPANTS CERTIFICATES

SER.NO	NAME OF THE STUDENTS	E-MAIL ID	DEPARTMENT
1			
2			
3			
4			
5			

MAAER'S					
MAHARASHTRA INSTITUTE OF DENTAL					
SCIENCE & RESEARCH (DENTAL COLLEGE), LATUR					
Certificate of Participation					
This is to certify that Dr. _____					
had attended					
Workshop On Nemoceph Tracing Software					
Conducted on _____ at Dept. of Orthodontics & Dentofacial Orthopaedics,					
MIDSAR Dental College and Hospital Latur.					
coordinator		principal		Vice Principal	

Rangan

Principal
M. I. D. S. R. Dental College
LATUR

DEPARTMENT OF ORTHODONTIC AND DENTOFACIAL ORTHOPEDIC

REPORT OF TRAINING 2020-21

- 1] NAME OF TOPIC : ELECTRO POLISHER
- 2] PRESENTED BY: DEPT OF ORTHODONTIC AND DENTOFACIAL ORTHOPEDIC
- 3] TIMING OF LECTURES: 15/10/2020, 9AM – 12PM (LECTURES AND DEMONSTRATION),
- 4] NO. OF STUDENT ATTENDED : 3
- 5] NAME OF STUDENT ATTENDED:

SR.NO	NAME OF THE STUDENTS	E-MAIL ID	DEPARTMENT
1.	DR. JYOTSANA CHATE	jyotsnachate4@gmail.com	DEPT OF ORTHODONTIC AND DENTOFACIAL
2.	DR. ANKITA JAYBHAYE	drankitajaybhaye@gmail.com	DEPT OF ORTHODONTIC AND DENTOFACIAL
3.	DR. SAYALI DESHMUKH	deshmukhsayali009@gmail.com	DEPT OF ORTHODONTIC AND DENTOFACIAL

Bangan
Principal
M. I. D. S. R. Dental College
LATUR

DEPT OF ORTHODONTIC AND DENTOFACIAL
ORTHOPEDIC

REPORT OF TRAINING 2021-22

- 1] **NAME OF TOPIC:** INTRODUCTION AND DEMONSTRATION OF HYDROSOLDER
- 2] **PRESENTED BY:** DEPT OF ORTHODONTICS AND DENTOFACIAL ORTHOPEDICS
- 3] **TIMING OF LECTURES:** 25/08/2021, 10 AM – 1PM (LECTURES AND DEMO) 4] **NO. OF STUDENT ATTENDED** : 03

5] **NAMES OF STUDENTS ATTENDED**

SR.NO	NAME OF STUDENT	EMAIL.ID	DEPARTMENT	
1	DR.PAYAL BHUTADA	payalbhutada99@gmail.com	DEPT OF ORTHODONTIC AND DENTOFACIAL ORTHOPEDIC	
2	DR.TRUPTI NAKHATE	nakhate.trupti30@gmail.com	DEPT OF ORTHODONTIC AND DENTOFACIAL ORTHOPEDIC	
3	DR.SWATHILEKSHMI NAIR	nairswathi886@gmail.com	DEPT OF ORTHODONTIC AND DENTOFACIAL ORTHOPEDIC	

Dangam
Principal
M. I. D. S. R. Dental College
LATUR

DEPARTMENT OF ORTHODONTIC AND DENTOFACIAL ORTHOPEDIC

REPORT OF TRAINING 2022-23

- 1] **NAME OF TOPIC:** BASIC INTRODUCTION TO BIOSTAR MACHINE,
TRANSPARENCY ADAPTOR AND PHOTOGRAPHY
- 2] **PRESENTED BY:** DEPT OF ORTHODONTIC AND DENTOFACIAL ORTHOPEDIC
- 3] **TIMING OF LECTURES:** 28/11/2022, TIME: 9AM TO 1PM (LECTURES &
DEMONSTRATIONS)
- 4] **NO. OF STUDENT ATTENDED:** 5
- 5] **NAME OF STUDENT ATTENDED:**

SR.NO	NAME OF THE STUDENTS	E-MAIL ID	DEPARTMENT
1.	DR.MANJUSHA PATIL	patil.manjusha2222@gmail.com	DEPT OF ORTHODONTIC AND DENTOFACIAL
2.	DR.NIKHIL MUKHDEKAR	mekhedkarnikhil99@gmail.com	DEPT OF ORTHODONTIC AND DENTOFACIAL
3.	DR.SIDDHNAT JADHAV	siddhant.jadhav14@gmail.com	DEPT OF ORTHODONTIC AND DENTOFACIAL
4.	DR. ARSALAN SHAIKH	thearsalansk@gmail.com	DEPT OF ORTHODONTIC AND DENTOFACIAL
5.	DR.AAVESH BHOIR	bhoiraavesh123@gmail.com	DEPT OF ORTHODONTIC AND DENTOFACIAL

Bongam
Principal

M. I. D. S. R. Dental College
MUR

PHOTOGRAPHY & TRANSPARENCY ADAPTOR



PARTICIPANTS CERTIFICATE



MAAER'S
MAHARASHTRA INSTITUTE OF DENTAL
SCIENCE & RESEARCH (DENTAL COLLEGE), LATUR



Certificate of Participation

This is to certify that Dr. _____

had attended

Workshop On **Biostar Machine, Scanner, Camera Tripod**

Conducted on _____ at Dept. of Orthodontics & Dentofacial Orthopaedics,
MIDSR Dental College and Hospital Latur.

coordinator

principal

Vice Principal

Bangam

Principal
M. I. D. S. R. Dental College
LATUR



MIDSR DENTAL COLLEGE, LATUR

DEPARTMENT OF PEDIATRICS AND PREVENTIVE DENTISTRY

BASIC INTRODUCTION TO PEDIATRICS AND PREVENTIVE DENTISTRY PRE-CLINICAL WORK

2017-2018

About the training:

This preclinical training is provided by Department of PEDIATRICS AND PREVENTIVE DENTISTRY, MIDSR College Latur. This training imparts a thorough understanding of the theoretical background as well as practical skills of various preclinical paediatric and as well as preventive procedures.

Practical training demonstrations will be provided with an introduction to design of the operatory, ergonomics, instruments, caries and management, introduction to pediatrics and basic preventive procedures.

Learning outcome:

After this training, you will be able to identify and understand the basics of pediatrics and preventive treatment procedures.

Objectives of the Training:

- To identify various cases requiring different paediatric dental procedures.
- To identify cases requiring preventive treatment.
- To understand various paediatric and preventive procedures.

Eligibility- All newly joined Pg students can join the training.

Training certification:

The Training will be conducted by Department of Pediatrics and Preventive Dentistry, MIDSR College Latur; participants will be presented with the certificate.

**MAEER'S PUNE
MIDSR DENTAL COLLEGE, LATUR
DEPARTMENT OF PEDIATRICS AND PREVENTIVE
DENTISTRY**

Report of Training

Name of Topic : BASIC INTRODUCTION TO PEDIATRICS & PREVENTIVE DENTISTRY PRE-CLINICAL WORK (CAVITY PREPARATION, BASE FILLING, RESTORATION, PRECLINICAL ENDO PREPARATION EXERCISES)

Presented by : DEPT OF PEDIATRICS AND PREVENTIVE DENTISTRY

Timing of Lectures : 06/06/2017 (Wednesday), 9AM – 1PM (Lectures), 1PM – 2 PM (Lunch Break), 2PM – 5PM (Demonstrations)

No. of Student Attended :- 3

Name of Student attended: _

SR.NO	NAME OF THE STUDENTS	E-MAIL ID	DEPARTMENT
1.	Dr. Vinod Vaijenath Panchal	Vinod9552299429@gmail.com	PEDIATRICS AND PREVENTIVE DENTISTRY
2.	Dr. Jabin Mohidhinkhan Pathan	Jabinpathan15@gmail.com	PEDIATRICS AND PREVENTIVE DENTISTRY
3.	Dr. Pankaj Tukaram Ramejwar	pankajramejwar@gmail.com	PEDIATRICS AND PREVENTIVE DENTISTRY

Seangam
Principal
M. I. D. S. R. Dental College
LATUR

DEPARTMENT OF PEDIATRICS AND PREVENTIVE DENTISTRY

BASIC INTRODUCTION TO PEDIATRICS AND PREVENTIVE PRE-CLINICAL WORK

2018-2019

About the training:

This preclinical training is provided by Department of Pediatrics and Preventive Dentistry, MIDSR College Latur. This training imparts a thorough understanding of the theoretical background as well as practical skills of various preclinical pediatrics as well as preventive dental procedures.

Practical training demonstrations will be provided with an introduction to design of the operatory, ergonomics, instruments, caries and management, introduction to pediatrics and preventive treatment procedures.

Learning outcome:

After this training, you will be able to identify and understand the basics of pediatrics and preventive treatment procedures.

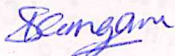
Objectives of the Training:

- To identify various cases requiring different paediatric dentistry procedures.
- To identify cases requiring preventive treatment
- To understand various pediatrics and preventive procedures.

Eligibility- All newly joined Pg students can join the training.

Training certification:

The Training will be conducted by Department of pediatrics and preventive dentistry, MIDSR College Latur; participants will be presented with the certificate.


Principal
M. I. D. S. R. Dental College
LATUR

**MAEER'S PUNE
MIDSR DENTAL COLLEGE, LATUR
DEPARTMENT OF PEDODNTICS AND PREVENTIVE
DENTISTRY**

Report of Training

Name of Topic : BASIC INTRODUCTION TO PEDIATRICS &
PREVENTIVE PRE-CLINICAL WORK (CAVITY PREPARATION, BASE
FILLING, RESTORATION, PRECLINICAL ENDO PREPARATION
EXCERCISES)

Presented by : DEPT OF PEDIATRICS AND PREVENTIVE DENTISTRY

Timing of Lectures : 06/06/2018 (Wednesday), 9AM – 1PM (Lectures), 1PM – 2
PM (Lunch Break), 2PM – 5PM (Demonstrations)

No. of Student Attended : 3

Name of Student attended: _____

SR.NO	NAME OF THE STUDENTS	E-MAIL ID	DEPARTMENT
1.	Dr. Sagar Durgadas Misal	sagarmisal096@gmail.com	PEDIATRICS AND PREVENTIVE DENTISTRY
2.	Dr. Sphurti Suresh Joshi	abhijeetsphurti@gmail.com	PEDIATRICS AND PREVENTIVE DENTISTRY
3.	Dr. Sujata Subhash Dongre	sujaadongre11@gmail.com	PEDIATRICS AND PREVENTIVE DENTISTRY

Sangam
Principal
M. I. D. S. R. Dental College
LATUR

DEPARTMENT OF PEDODONTICS AND PREVENTIVE DENTISTRY

BASIC INTRODUCTION TO PEDODONTICS AND PREVENTIVE DENTISTRY PRE- CLINICAL WORK

2019-2020

About the training:

This preclinical training is provided by Department of Pedodontics and Preventive Dentistry, MIDSR College Latur. This training imparts a thorough understanding of the theoretical background as well as practical skills of various preclinical pedodontics as well as preventive dental procedures.

Practical training demonstrations will be provided with an introduction to design of the operatory, ergonomics, instruments, caries and management, introduction to pedodontics and basic preventive treatment procedures.

Learning outcome:

After this training, you will be able to identify and understand the basics of paediatric and preventive treatment procedures.

Objectives of the Training:

- To identify various cases requiring different pedodontics procedures.
- To identify cases requiring preventive treatment.
- To understand various pedodontics and preventive procedures.

Eligibility- All newly joined Pg students can join the training.

Training certification:

The Training will be conducted by Department of Pedodontics and Preventive Dentistry, MIDSR College Latur; participants will be presented with the certificate.

Sangam
Principal

M. I. D. S. R. Dental College
LATUR

MAEER'S PUNE
MIDSR DENTAL COLLEGE, LATUR
DEPARTMENT OF PEDODONTICS AND PREVENTIVE
DENTISTRY

Report of Training

Name of Topic : BASIC INTRODUCTION TO PEDODONTICS AND PREVENTIVE DENTISTRY PRE-CLINICAL WORK (CAVITY PREPARATION, BASE FILLING, RESTORATION, PRECLINICAL ENDO PREPARATION EXERCISES)

Presented by : DEPT OF PEDODONTICS AND PREVENTIVE DENTISTRY

Timing of Lectures : 08/07/2019 (Monday), 9AM – 1PM (Lectures), 1PM – 2 PM (Lunch Break), 2PM – 5PM (Demonstrations)

No. of Student Attended : 3

Name of Student attended:

SR.NO	NAME OF THE STUDENTS	E-MAIL ID	DEPARTMENT
1.	Dr. Swapnil Namdev Yadav	swapnilyadav72@gmail.com	PEDODONTICS AND PREVENTIVE DENTISTRY
2.	Dr. Nikita Anilkumar Chordiya	drnikitachordiya13@gmail.com	PEDODONTICS AND PREVENTIVE DENTISTRY
3.	Dr. Shruti Bhamare	shrutibhamare24@gmail.com	PEDODONTICS AND PREVENTIVE DENTISTRY

Panyan
Principal
M. I. D. S. R. Dental College
LATUR

DEPARTMENT OF PEDIATRICS AND PREVENTIVE DENTISTRY

BASIC INTRODUCTION TO PEDIATRICS AND PREVENTIVE DENTISTRY PRE-CLINICAL
WORK

2020-2021

About the training:

This preclinical training is provided by Department of Pediatrics and Preventive Dentistry, MIDSR College Latur. This training imparts a thorough understanding of the theoretical background as well as practical skills of various preclinical restorative as well as endodontic procedures.

Practical training demonstrations will be provided with an introduction to design of the operatory, ergonomics, instruments, caries and management, introduction to pediatrics and basic preventive treatment procedures.

Learning outcome:

After this training, you will be able to identify and understand the basics of paediatric and preventive treatment procedures.

Objectives of the Training:

- To identify various cases requiring different paediatric dental procedures.
- To identify cases requiring preventive treatment
- To understand various pediatrics and preventive dental procedures.

Eligibility- All newly joined Pg students can join the training.

Training certification:

The Training will be conducted by Department of Pediatrics and Preventive Dentistry, MIDSR College Latur; participants will be presented with the certificate.

MAEER'S PUNE
MIDSR DENTAL COLLEGE, LATUR

DEPARTMENT OF PEDIATRICS AND PREVENTIVE DENTISTRY

Report of Training

Name of Topic : BASIC INTRODUCTION TO PAEDIATRIC AND
PREVENTIVE DENTAL PRE-CLINICAL WORK (CAVITY PREPARATION,
BASE FILLING, RESTORATION, PRECLINICAL ENDO PREPARATION
EXCERCISES)

Presented by : DEPT OF PEDIATRICS AND
PREVENTIVE DENTISTRY

Timing of Lecture : 11/08/2020 (Tuesday), 9AM – 1PM (Lectures), 1PM – 2 PM
(Lunch Break), 2PM – 5PM (Demonstrations)

No. of Student Attended: 3

Name of Student attended:

SR.NO	NAME OF THE STUDENTS	E-MAIL ID	DEPARTMENT
1.	DR. Shreeram Jairaj Gidhwani	gidhwanishreeram@gmail.com	PEDIATRICS AND PREVENTIVE DENTISTRY
2.	DR. Mayur Pravin Dugad	mayurdugad1@gmail.com	PEDIATRICS AND PREVENTIVE DENTISTRY
3.	DR. Pooja Balaji Shelke	poojabshelke1@gmail.com	PEDIATRICS AND PREVENTIVE DENTISTRY

Bhargava
Principal
M. I. D. S. R. Dental College
LATUR

MAEER'S PUNE
MIDSR DENTAL COLLEGE, LATUR
**DEPARTMENT OF PEDIATRICS AND PREVENTIVE
DENTISTRY**

**BASIC INTRODUCTION TO PEDIATRICS AND PREVENTIVE DENTISTRY PRE-CLINICAL
WORK**

2021-2022

About the training:

This preclinical training is provided by Department of Pediatrics and Preventive Dentistry, MIDSR College Latur. This training imparts a thorough understanding of the theoretical background as well as practical skills of various preclinical restorative as well as endodontic procedures.

Practical training demonstrations will be provided with an introduction to design of the operatory, ergonomics, instruments, caries and management, introduction to pediatrics and basic preventive treatment procedures.

Learning outcome:

After this training, you will be able to identify and understand the basics of paediatric and preventive treatment procedures.

Objectives of the Training:

- To identify various cases requiring different paediatric dental procedures.
- To identify cases requiring preventive treatment
- To understand various pediatrics and preventive dental procedures.

Eligibility- All newly joined Pg students can join the training.

Training certification:

The Training will be conducted by Department of Pediatrics and Preventive Dentistry, MIDSR College Latur; participants will be presented with the certificate.

Bangani
Principal
M. I. D. S. R. Dental College
LATUR

MAEER'S PUNE
MIDSR DENTAL COLLEGE, LATUR
DEPARTMENT OF PEDIATRICS AND PREVENTIVE
DENTISTRY

Report of Training

Name of Topic : BASIC INTRODUCTION TO PAEDIATRIC AND PREVENTIVE DENTAL PRE-CLINICAL WORK (CAVITY PREPARATION, BASE FILLING, RESTORATION, PRECLINICAL ENDO PREPARATION EXCERCISES)

Presented by : DEPT OF PEDIATRICS AND PREVENTIVE DENTISTRY

Timing of Lecture : 08/12/2021, 9AM – 1PM (Lectures), 1PM – 2 PM (Lunch Break), 2PM – 5PM (Demonstrations)

No. of Student Attended : 3

Name of Student attended:-

SR.NO	NAME OF THE STUDENTS	E-MAIL ID	DEPARTMENT
1.	DR. Pooja Gopalghare	gopalgharepooja35@gmail.com	PEDIATRICS AND PREVENTIVE DENTISTRY
2.	DR. Sanmati Gandhi	gandhisanmati203@gmail.com	PEDIATRICS AND PREVENTIVE DENTISTRY
3.	DR. Niketa Deshmukh	niketa.3132@gmail.com	PEDIATRICS AND PREVENTIVE DENTISTRY

Sangam
Principal
M. I. D. S. R. Dental College
LATUR

DEPARTMENT OF PÆDIATRIC AND PREVENTIVE DENTISTRY

BASIC INTRODUCTION TO PEDIATRICS AND PREVENTIVE DENTISTRY PRE-CLINICAL WORK

2022 -2023

About the training:

This preclinical training is provided by Department of Pediatrics and Preventive Dentistry, MIDSR College Latur. This training imparts a thorough understanding of the theoretical background as well as practical skills of various preclinical restorative as well as endodontic procedures.

Practical training demonstrations will be provided with an introduction to design of the operatory, ergonomics, instruments, caries and management, introduction to pediatrics and basic preventive treatment procedures.

Learning outcome:

After this training, you will be able to identify and understand the basics of paediatric and preventive treatment procedures.

Objectives of the Training:

- To identify various cases requiring different paediatric dental procedures.
- To identify cases requiring preventive treatment
- To understand various pediatrics and preventive dental procedures.

Eligibility- All newly joined Pg students can join the training.

Training certification:

The Training will be conducted by Department of Paediatric and Preventive Dentistry, MIDSR College Latur; participants will be presented with the certificate.

S. S. S. S.
Principal

M. I. D. S. R. Dental College
LATUR

MAEER'S PUNE
MIDSR DENTAL COLLEGE, LATUR
DEPARTMENT OF PEDIATRICS AND PREVENTIVE
DENTISTRY

Report of Training

Name of Topic : BASIC INTRODUCTION TO PAEDIATRIC
AND PREVENTIVE DENTAL PRE-CLINICAL WORK (CAVITY
PREPARATION, BASE FILLING, RESTORATION, PRECLINICAL ENDO
PREPARATION EXCERCISES)

Presented by : DEPT OF PEDIATRICS AND
PREVENTIVE DENTISTRY

Timing of Lecture : 08/11/2022, 9AM – 1PM (Lectures), 1PM – 2 PM (Lunch
Break), 2PM – 5PM (Demonstrations)

No. of Student Attended: 5

Name of Student attended:-

SR.NO	NAME OF THE STUDENTS	E-MAIL ID	DEPARTMENT
1.	Dr. Surywanshi Anamika Angadrao	suryavanshi@gmail.com	Paediartic and Preventive Dentistry
2.	Dr. Bhatane Anuja Udhavrao	anujabhatane144@gmail.com	Paediartic and Preventive Dentistry
3.	Dr. Babhulgaonkar Purva Balkrshna	purvababhulgaonkar@gmail.com	Paediartic and Preventive Dentistry
4.	Dr. Kendre Umesh Rajabhau	umeshkendre@gmail.com	Paediartic and Preventive Dentistry
5.	Dr. Lingayat Sonali Devidas	sonalilingayat05@gmail.com	Paediartic and Preventive Dentistry

Hangan
Principal
M. I. D. S. R. Dental College
LATUR

MAEER's
MIDSR DENTAL COLLEGE, LATUR
DEPARTMENT OF ORAL MEDICINE AND RADIOLOGY
Training program
2017-2018

INTRAORAL PERIAPICAL RADIOGRAPHIC TECHNIQUES

About the training

This training is offered by Department of Oral Medicine Diagnosis and Radiology, Maharashtra Institute of Dental Sciences & Research (Dental College), Latur. This training is useful to understand the basic principles of intraoral radiographic technique for the assessment of radiographs. Practical training demonstrations will be provided with an introduction to x-ray machine and processing unit.

Learning outcome

After this training, you will be able to take radiographs properly with the understanding of different techniques and principle used.

- This training program help to know detailed information related to processing technique used.

Theoretical knowledge about Intraoral Periapical Radiographic Technique
And Processing Method

Different types of radiographic techniques used in the department of radiology.

1. Principle of Bisecting Angle Technique
 - a. Indications
 - b. Advantages
 - c. Disadvantages
 - d. Technique
2. Principle of bitewing radiographic technique
 - a. Indications
 - b. Method of using bitewing technique
 - c. Advantages

3. Manual processing procedure
 - Different types of solution
 - Composition of solution
 - Steps of processing

Objectives of training

The main objective of periapical radiographic techniques is to study the entire tooth from the crown to the apex with specific stress on periapical area.

- To identify the different techniques used in intraoral radiography.
- To identify lesion or pathology
- To interpret the radiographs.
- To identify and rectify the errors

Eligibility:-

All the intern posted in the department of Oral Medicine and Radiology and advanced learner undergraduate students can join the training.

TRAINING CERTIFICATE

After completion of training participants will be presented with the certificate signed by principal and head of department.

Sangam
Principal
M. I. D. S. R. Dental College
LATUR

REPORT OF TRAINING

1. **Name Of Topic** – Intraoral Periapical Radiographic Techniques
2. **Presented By** - Department Of Oral Medicine, Diagnosis And Radiology
3. **Name Of Coordinator** – **Dr. Vijayalaxmi**


Dr. Priyanka B. Lasune

4. **DATE OF TRAINING** – 08/10/2017

5. **NO. OF STUDENT ATTENDED** - 4

6. **NAME OF STUDENTS ATTENDED** –

Sr. No.	Name of Student	E-Mail ID
1	Buddepatil Sarika	sarikabudde@gmail.com
2	Kendre Snehal	Snehalk1995@gmail.com
3	Pawar Pragati	pragatipawar1@gmail.com
4	Shinde Pavan	Shindepavan7@gmail.com


Principal
M. I. D. S. R. Dental College
LATUR

MAEER's
MIDSR DENTAL COLLEGE, LATUR
DEPARTMENT OF ORAL MEDICINE AND RADIOLOGY
Training program
2018-19

INTRAORAL PERIAPICAL RADIOGRAPHIC TECHNIQUES

About the training

This training is offered by Department of Oral Medicine Diagnosis and Radiology, Maharashtra Institute of Dental Sciences & Research (Dental College), Latur. This training is useful to understand the basic principles of intraoral radiographic technique for the assessment of radiographs. Practical training demonstrations will be provided with an introduction to x-ray machine and processing unit.

Learning outcome

After this training, you will be able to take radiographs properly with the understanding of different techniques and principle used.

- This training program help to know detailed information related to processing technique used.

Theoretical knowledge about Intraoral Periapical Radiographic Technique
And Processing Method

Different types of radiographic techniques used in the department of radiology.

4. Principle of Bisecting Angle Technique
 - e. Indications
 - f. Advantages
 - g. Disadvantages
 - h. Technique
5. Principle of bitewing radiographic technique
 - d. Indications
 - e. Method of using bitewing technique
 - f. Advantages

Rangan
Principal
M. I. D. S. R. Dental College
LATUR

6. Manual processing procedure

- Different types of solution
- Composition of solution
- Steps of processing

Objectives of training

The main objective of periapical radiographic techniques is to study the entire tooth from the crown to the apex with specific stress on periapical area.

- To identify the different techniques used in intraoral radiography.
- To identify lesion or pathology
- To interpret the radiographs.
- To identify and rectify the errors

Eligibility:-

All the intern posted in the department of Oral Medicine and Radiology and advanced learner undergraduate students can join the training.

TRAINING CERTIFICATE

After completion of training participants will be presented with the certificate signed by principal and head of department.

Sangam
Principal
M. I. D. S. R. Dental College
LATUR



MAHARASHTRA INSTITUTE OF DENTAL SCIENCES & RESEARCH (DENTAL COLLEGE)



Address : Vishwanathpuram Ambajogai Road, Latur. 413531 (Maharashtra)

Tel : (02382) 228063, 227703, 227424

Fax : (02382) 228063

Email : principal@mitmidr.edu.in, midr.latur@gmail.com

Website : www.mitmidr.edu.in



CERTIFICATE OF APPRECIATION

This certificate is awarded to Dr Mr Ms.....

for completion of Clinical training titled "RADIOGRAPHIC TECHNIQUES" on.....for UG students of MIDSR Dental College, Latur.

[Signature]
Coordinator

[Signature]
HOD
Dept. of OMDR

[Signature]
Principal
MIDSR Dental College,
Latur.

Certificate of Participation

[Signature]
Principal
M. I. D. S. R. Dental College
LATUR

REPORT OF TRAINING

**NAME OF TOPIC: INTRAORAL PERIAPICAL RADIOGRAPHIC
TECHNIQUES**

**PRESENTED BY : DEPARTMENT OF ORAL MEDICINE, DIAGNOSIS AND
RADIOLOGY**

NAME OF COORDINATOR – DR. VIJAYALAXMI

DR. PRIYANKA B. LASUNE

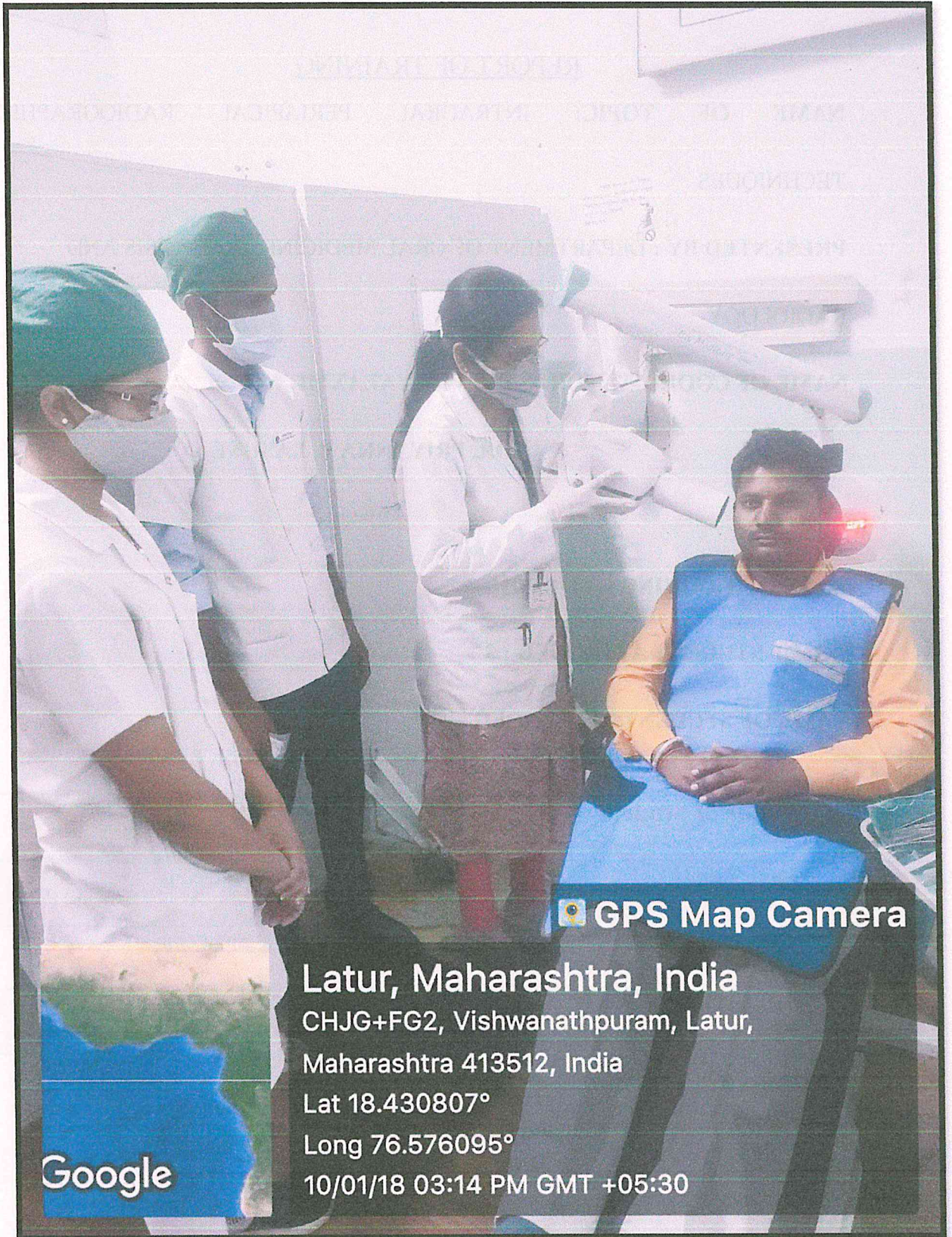
DATE OF TRAINING – 10/01/2018

NO. OF STUDENT ATTENDED : 3

NAME OF STUDENTS ATTENDED –

Sr. No.	Name of Student	E-Mail ID
1	More Asmita	moreasmita12@gmail.com
2	Padwal Dhanshri	dhanshripadwal@gmail.com
3	Rathod Shrikant	rathodshrikant78@gmail.com

Sangam
Principal
M. I. D. S. R. Dental College
LATUR



📍 GPS Map Camera

Latur, Maharashtra, India

CHJG+FG2, Vishwanathpuram, Latur,

Maharashtra 413512, India

Lat 18.430807°

Long 76.576095°

10/01/18 03:14 PM GMT +05:30

Google

Sangam
Principal
M. I. D. S. R. Dental College
LATUR

MAEER's
MIDS R DENTAL COLLEGE, LATUR
DEPARTMENT OF ORAL MEDICINE AND RADIOLOGY
Training program
2019-2020

INTRAORAL PERIAPICAL RADIOGRAPHIC TECHNIQUES

About the training

This training is offered by Department of Oral Medicine Diagnosis and Radiology, Maharashtra Institute of Dental Sciences & Research (Dental College), Latur. This training is useful to understand the basic principles of intraoral radiographic technique for the assessment of radiographs. Practical training demonstrations will be provided with an introduction to x-ray machine and processing unit.

Learning outcome

After this training, you will be able to take radiographs properly with the understanding of different techniques and principle used.

- This training program help to know detailed information related to processing technique used.

Theoretical knowledge about Intraoral Periapical Radiographic Technique
And Processing Method

Different types of radiographic techniques used in the department of radiology.

7. Principle of Bisecting Angle Technique
 - i. Indications
 - j. Advantages
 - k. Disadvantages
 - l. Technique
8. Principle of bitewing radiographic technique
 - g. Indications
 - h. Method of using bitewing technique
 - i. Advantages

Bhargava

Principal

M. I. D. S. R. Dental College
LATUR

9. Manual processing procedure

- Different types of solution
- Composition of solution
- Steps of processing

Objectives of training

The main objective of periapical radiographic techniques is to study the entire tooth from the crown to the apex with specific stress on periapical area.

- To identify the different techniques used in intraoral radiography.
- To identify lesion or pathology
- To interpret the radiographs.
- To identify and rectify the errors

Eligibility:-

All the intern posted in the department of Oral Medicine and Radiology and advanced learner undergraduate students can join the training.

TRAINING CERTIFICATE

After completion of training participants will be presented with the certificate signed by principal and head of department.

Bangam
Principal
M. I. D. S. R. Dental College
LATUR



MAEER PUNE'S

MAHARASHTRA INSTITUTE OF DENTAL SCIENCES & RESEARCH (DENTAL COLLEGE)



Address : Vishwanathpuram Ambajogai Road, Latur. 413531 (Maharashtra)

Tel : (02382) 228063, 227703, 227424

Email : principal@mitmidr.edu.in, midr.latur@gmail.com

Fax : (02382) 228063

Website : www.mitmidr.edu.in



CERTIFICATE OF APPRECIATION

This certificate is awarded to Dr Mr Ms.....
for completion of Clinical training titled "RADIOGRAPHIC TECHNIQUES" onfor UG students of MIDSR Dental College, Latur.

[Signature]
Coordinator

[Signature]
HOD
Dept. of OMDR

[Signature]
Principal
MIDSR Dental College,
Latur.

Certificate Of Participation

Sl. No.	Name of student	E-Mail ID
1	Jadhav Dipali	jadhavdipali@gmail.com
2	Khande Disha	khandedisha@gmail.com
3	Kamble Divya	kambledivya@gmail.com
4	Kamble Girish	kamblegirish26@gmail.com

[Signature]

Principal
M. I. D. S. R. Dental College
LATUR

REPORT OF TRAINING

NAME OF TOPIC: INTRAORAL PERIAPICAL RADIOGRAPHIC
TECHNIQUES

PRESENTED BY : DEPARTMENT OF ORAL MEDICINE, DIAGNOSIS AND
RADIOLOGY

NAME OF COORDINATOR: DR. VIJYALAXMI M.

DR. PRIYANKA B. LASUNE

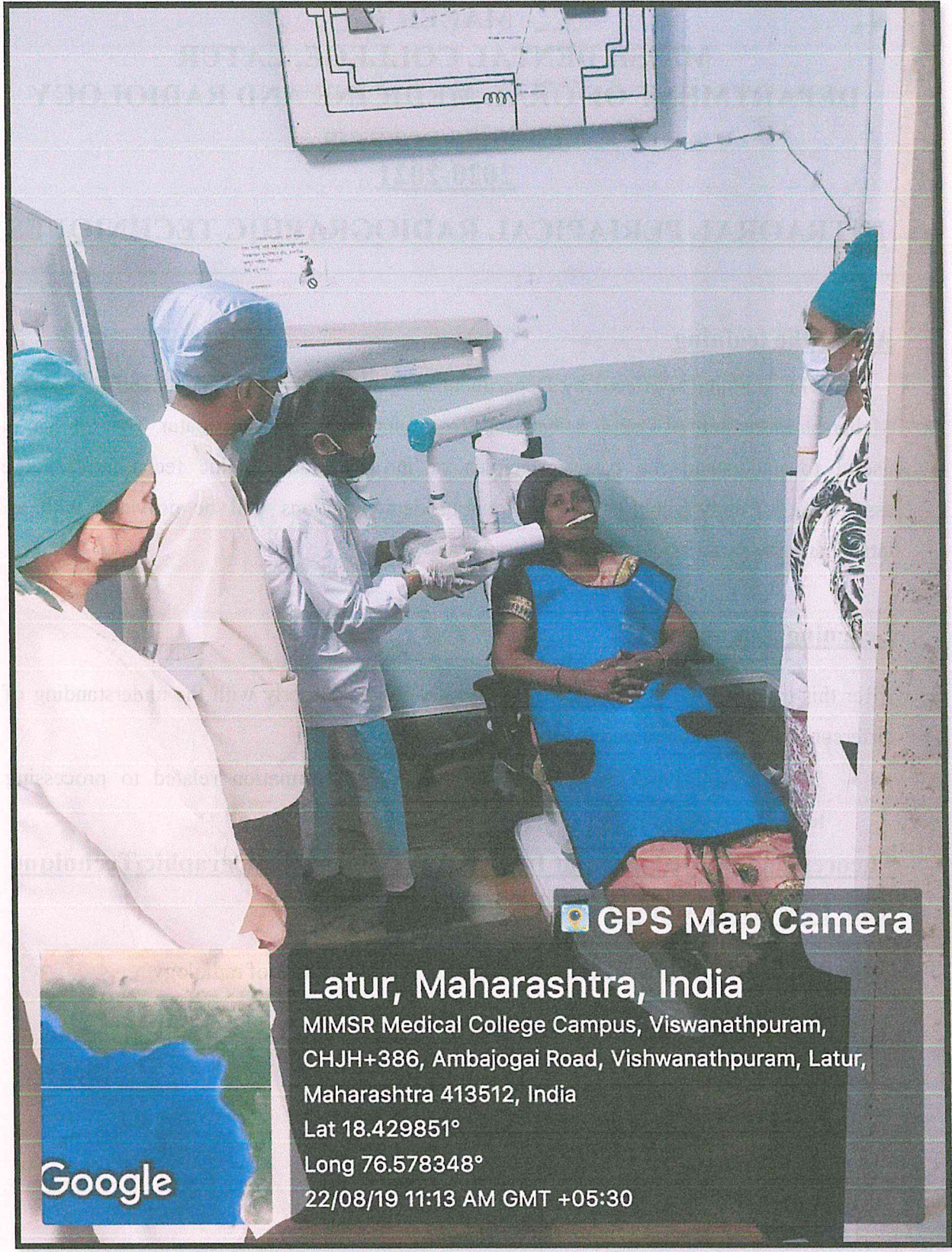
DATE OF TRAINING – 22/08/2019

NO. OF STUDENT ATTENDED - 4

NAME OF STUDENTS ATTENDED –

Sr. No.	Name of Student	E-Mail ID
1	Jadhwar Dipali	Jadhwadipali4@gmail.com
2	Khandade Disha	Khandadedisha69@gmail.com
3	Kamble Divya	kambledivya@gmail.com
4	Kamble Govind	Kamblegovind456@gmail.com

Priyanka
Principal
M. I. D. S. R. Dental College
LATUR



 **GPS Map Camera**



Latur, Maharashtra, India

MIMSR Medical College Campus, Viswanathpuram,
CHJH+386, Ambajogai Road, Vishwanathpuram, Latur,
Maharashtra 413512, India

Lat 18.429851°

Long 76.578348°

22/08/19 11:13 AM GMT +05:30

M.I.D.S.R. Dental College
LATUR

Bangam
Principal
M. I. D. S. R. Dental College
LATUR

MAEER's
MIDSR DENTAL COLLEGE, LATUR
DEPARTMENT OF ORAL MEDICINE AND RADIOLOGY
Training program
2020-2021

INTRAORAL PERIAPICAL RADIOGRAPHIC TECHNIQUES

About the training

This training is offered by Department of Oral Medicine Diagnosis and Radiology, Maharashtra Institute of Dental Sciences & Research (Dental College), Latur. This training is useful to understand the basic principles of intraoral radiographic technique for the assessment of radiographs. Practical training demonstrations will be provided with an introduction to x-ray machine and processing unit.

Learning outcome

After this training, you will be able to take radiographs properly with the understanding of different techniques and principle used.

- This training program help to know detailed information related to processing technique used.

Theoretical knowledge about Intraoral Periapical Radiographic Technique
And Processing Method

Different types of radiographic techniques used in the department of radiology.

10. Principle of Bisecting Angle Technique
 - m. Indications
 - n. Advantages
 - o. Disadvantages
 - p. Technique
11. Principle of bitewing radiographic technique
 - j. Indications
 - k. Method of using bitewing technique
 - l. Advantages

Rangan
Principal
M. I. D. S. R. Dental College
LATUR

12. Manual processing procedure

- Different types of solution
- Composition of solution
- Steps of processing

Objectives of training

The main objective of periapical radiographic techniques is to study the entire tooth from the crown to the apex with specific stress on periapical area.

- To identify the different techniques used in intraoral radiography.
- To identify lesion or pathology
- To interpret the radiographs.
- To identify and rectify the errors

Eligibility:-

All the intern posted in the department of Oral Medicine and Radiology and advanced learner undergraduate students can join the training.

TRAINING CERTIFICATE

After completion of training participants will be presented with the certificate signed by principal and head of department.

Bangam
Principal
M. I. D. S. R. Dental College
LATUR



MAHARASHTRA INSTITUTE OF DENTAL SCIENCES & RESEARCH (DENTAL COLLEGE)



Address : Vishwanathpuram Ambajogai Road,
Latur, 413531 (Maharashtra)

Tel : (02382) 228063, 227703,
227424
Fax : (02382) 228063

Email : principal@mitmidsr.edu.in
midvr.latur@gmail.com
Website : www.mitmidsr.edu.in



CERTIFICATE OF APPRECIATION

This certificate is awarded to Dr Mr Ms.....
for completion of Clinical training titled "RADIOGRAPHIC
TECHNIQUES" on.....for UG students of MIDSR Dental
College, Latur.

[Signature]
Coordinator

[Signature]
HOD
Dept. of OMDR

[Signature]
Principal
MIDSR Dental College,
Latur.

Certificate Of Participation

[Signature]
Principal
M. I. D. S. R. Dental College
LATUR

DEPARTMENT OF ORAL MEDICINE AND RADIOLOGY
INTRAORAL PERIAPICAL RADIOGRAPHIC TECHNIQUES

REPORT OF TRAINING

**NAME OF TOPIC - INTRAORAL PERIAPICAL RADIOGRAPHIC
TECHNIQUES**

**PRESENTED BY - DEPARTMENT OF ORAL MEDICINE, DIAGNOSIS AND
RADIOLOGY**

NAME OF COORDINATOR - DR. VIJYALAXMI M.

DR. PRIYANKA B. LASUNE

DATE OF TRAINING - 22/09/2020

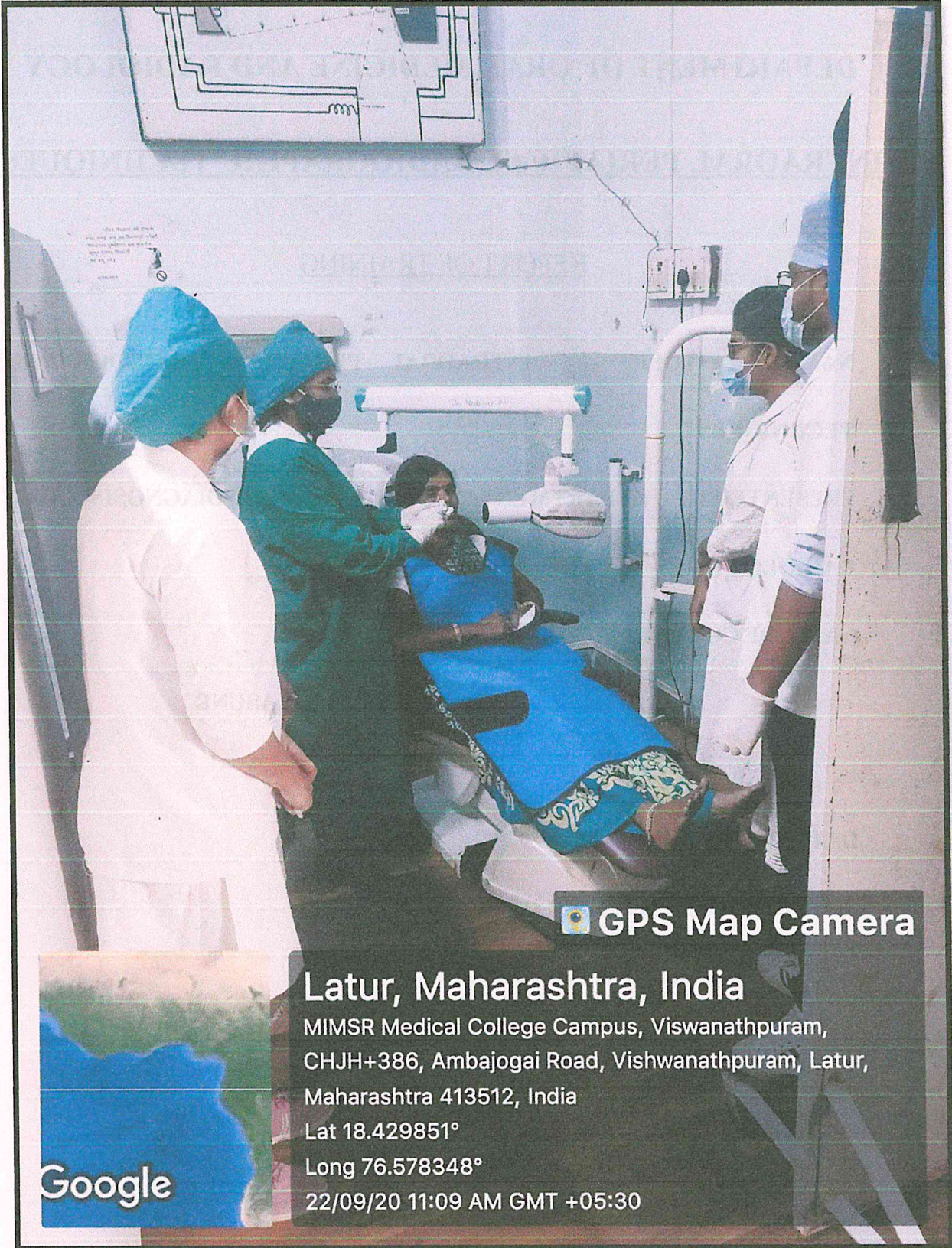
NO. OF STUDENT ATTENDED - 4

NAME OF STUDENTS ATTENDED -

Sr. No.	Name of Student	E-Mail ID
1	Randive Utkarsha	utkarsharandive1999@gmail.com
2	Monin Sana	mominsanak@gmail.com
3	Rathod Sachin	Sgrathod9370@gmail.com
4	Kirti Pande	Kirtipande09@gmail.com

Priyanka B. Lasune

136



GPS Map Camera

Latur, Maharashtra, India

MIMSR Medical College Campus, Viswanathpuram,
CHJH+386, Ambajogai Road, Vishwanathpuram, Latur,
Maharashtra 413512, India

Lat 18.429851°

Long 76.578348°

22/09/20 11:09 AM GMT +05:30



MAEER's
MIDSR DENTAL COLLEGE, LATUR

Shangam
Principal
M. I. D. S. R. Dental College
LATUR

DEPARTMENT OF ORAL MEDICINE AND RADIOLOGY

Training program

2021-2022

INTRAORAL PERIAPICAL RADIOGRAPHIC TECHNIQUES

About the training

This training is offered by Department of Oral Medicine Diagnosis and Radiology, Maharashtra Institute of Dental Sciences & Research (Dental College), Latur. This training is useful to understand the basic principles of intraoral radiographic technique for the assessment of radiographs. Practical training demonstrations will be provided with an introduction to x-ray machine and processing unit.

Learning outcome

After this training, you will be able to take radiographs properly with the understanding of different techniques and principle used.

- This training program help to know detailed information related to processing technique used.

Theoretical knowledge about Intraoral Periapical Radiographic Technique

And Processing Method

Different types of radiographic techniques used in the department of radiology.

13. Principle of Bisecting Angle Technique

- q. Indications
- r. Advantages
- s. Disadvantages
- t. Technique

14. Principle of bitewing radiographic technique

- m. Indications
- n. Method of using bitewing technique
- o. Advantages

15. Manual processing procedure

- Different types of solution

- Composition of solution
- Steps of processing

Objectives of training:

The main objective of periapical radiographic techniques is to study the entire tooth from the crown to the apex with specific stress on periapical area.

- To identify the different techniques used in intraoral radiography.
- To identify lesion or pathology
- To interpret the radiographs.
- To identify and rectify the errors

Eligibility:-

All the intern posted in the department of Oral Medicine and Radiology and advanced learner undergraduate students can join the training.

TRAINING CERTIFICATE:

After completion of training participants will be presented with the certificate signed by principal and head of department.

Prangam
Principal
M. I. D. S. R. Dental College
LATUR



MAHER PUNE'S

MAHARASHTRA INSTITUTE OF DENTAL SCIENCES & RESEARCH (DENTAL COLLEGE)

ESTD 1986



Address : Vishwanathpuram Ambajogai Road,
Latur, 413531 (Maharashtra)

Tel : (02382) 228063, 227703,
227424
Fax : (02382) 228063

Email : principal@mitmidr.edu.in
midr.latur@gmail.com
Website : www.mitmidr.edu.in



CERTIFICATE OF APPRECIATION

This certificate is awarded to Dr Mr Ms.....
for completion of Clinical training titled, "RADIOGRAPHIC
TECHNIQUES" onfor UG students of MIDSR Dental
College, Latur.

[Signature]
Coordinator

[Signature]
HOD
Dept. of OMDR

[Signature]
Principal
MIDSR Dental College,
Latur.

CERTIFICATE OF PARTICIPATION

Sl. No.	Name of Student	E-Mail ID
1	Lad Sagar	lad.sagar@midr.edu.in
2	Lad Sagar	lad.sagar@midr.edu.in
3	Bilal Yash	bilal.yash@midr.edu.in

[Signature]

Principal

M. I. D. S. R. Dental College
LATUR

DEPARTMENT OF ORAL MEDICINE AND RADIOLOGY

REPORT OF TRAINING

NAME OF TOPIC: INTRAORAL PERIAPICAL RADIOGRAPHIC
TECHNIQUES

PRESENTED BY : DEPARTMENT OF ORAL MEDICINE, DIAGNOSIS AND
RADIOLOGY

NAME OF COORDINATOR – DR. VIJYALAXMI M.


DR. PRIYANKA B. LASUNE

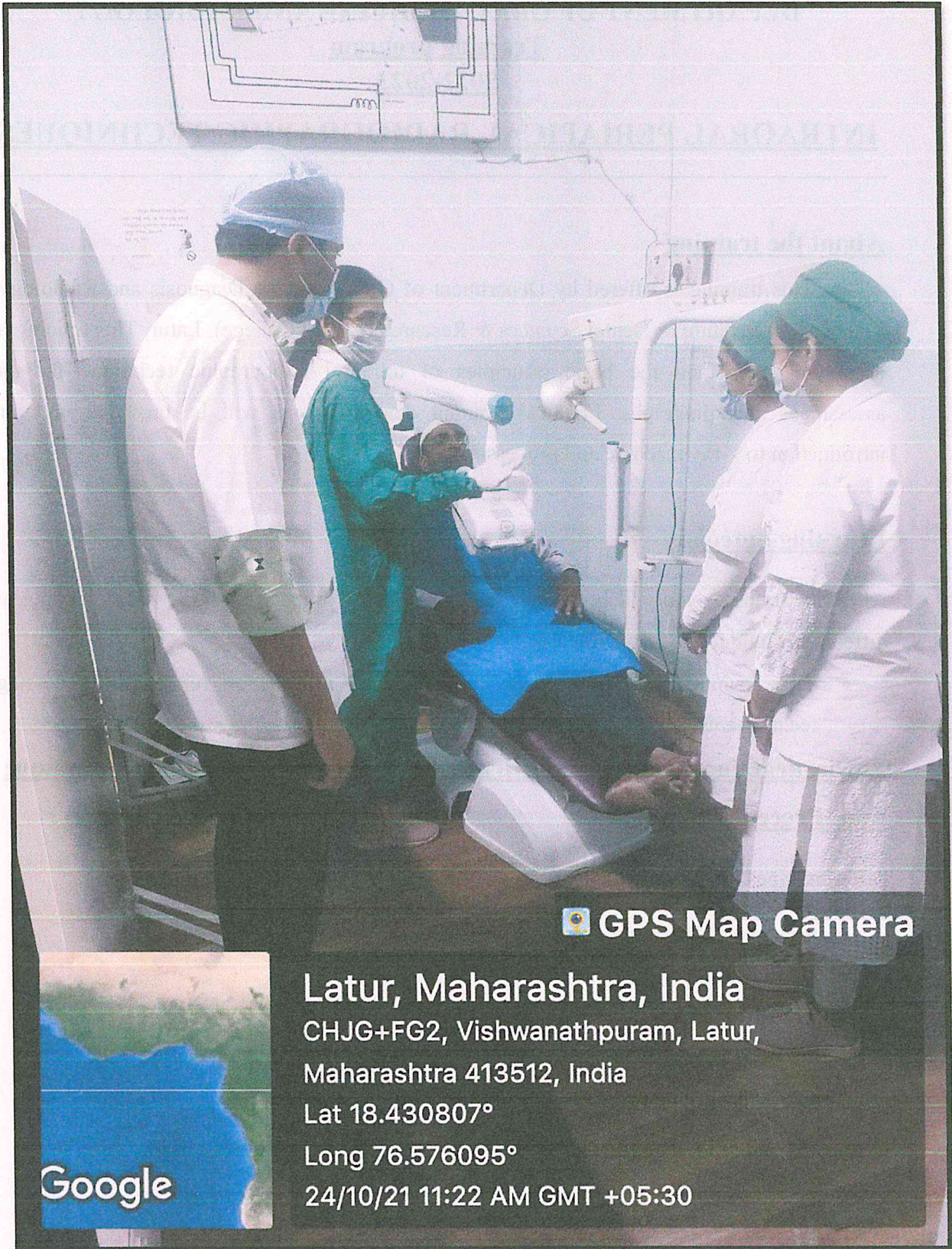
DATE OF TRAINING – 24/10/2021

NO. OF STUDENT ATTENDED - 3


NAME OF STUDENTS ATTENDED –

Sr. No.	Name of Student	E-Mail ID
1	Lad Sonali	Sonalilad333@gmail.com
2	Ladke Siddhi	siddhiladke1605@gmail.com
3	Bhikane Yash	bhikaney@gmail.com


Principal
M. I. D. S. R. Dental College
LATUR



 **GPS Map Camera**



Latur, Maharashtra, India

CHJG+FG2, Vishwanathpuram, Latur,

Maharashtra 413512, India

Lat 18.430807°

Long 76.576095°

24/10/21 11:22 AM GMT +05:30

Google

M. I. D. S. R. Dental College
LATUR

Rangan
Principal
M. I. D. S. R. Dental College
LATUR

MAEER's
MIDSR DENTAL COLLEGE, LATUR
DEPARTMENT OF ORAL MEDICINE AND RADIOLOGY
Training program
2022-2023

INTRAORAL PERIAPICAL RADIOGRAPHIC TECHNIQUES

About the training

This training is offered by Department of Oral Medicine Diagnosis and Radiology, Maharashtra Institute of Dental Sciences & Research (Dental College), Latur. This training is useful to understand the basic principles of intraoral radiographic technique for the assessment of radiographs. Practical training demonstrations will be provided with an introduction to x-ray machine and processing unit.

Learning outcome

After this training, you will be able to take radiographs properly with the understanding of different techniques and principle used.

- This training program help to know detailed information related to processing technique used.

Theoretical knowledge about Intraoral Periapical Radiographic Technique
And Processing Method

Different types of radiographic techniques used in the department of radiology.

16. Principle of Bisecting Angle Technique
 - u. Indications
 - v. Advantages
 - w. Disadvantages
 - x. Technique
17. Principle of bitewing radiographic technique
 - p. Indications
 - q. Method of using bitewing technique
 - r. Advantages

18. Manual processing procedure

- Different types of solution
- Composition of solution
- Steps of processing

Objectives of training

The main objective of periapical radiographic techniques is to study the entire tooth from the crown to the apex with specific stress on periapical area.

- To identify the different techniques used in intraoral radiography.
- To identify lesion or pathology
- To interpret the radiographs.
- To identify and rectify the errors

Eligibility:-

All the intern posted in the department of Oral Medicine and Radiology and advanced learner undergraduate students can join the training.

TRAINING CERTIFICATE

After completion of training participants will be presented with the certificate signed by principal and head of department.

Bangan

Principal
M. I. D. S. R. Dental College
LATUR



MAEER PLINE'S

**MAHARASHTRA INSTITUTE OF DENTAL
SCIENCES & RESEARCH (DENTAL COLLEGE)**



Address : Vishwanathapuram Ambajogai Road,
Latur. 413531 (Maharashtra)

Tel : (02382) 228063, 227703,
227424

Email : principal@mitmidr.edu.in
midr.latur@gmail.com

Fax : (02382) 228063

Website : www.mitmidr.edu.in



CERTIFICATE OF APPRECIATION

This certificate is awarded to Dr Mr Ms.....

for completion of Clinical training titled "RADIOGRAPHIC
TECHNIQUES" onfor UG students of MIDSR Dental
College, Latur.

[Signature]
Coordinator

[Signature]
HOD
Dept. of OMDR

[Signature]
Principal
MIDSR Dental College,
Latur.

Certificate Of Participation

[Signature]
Principal
M. I. D. S. R. Dental College
LATUR

DEPARTMENT OF ORAL MEDICINE AND RADIOLOGY

REPORT OF TRAINING

NAME OF TOPIC: INTRAORAL PERIAPICAL RADIOGRAPHIC
TECHNIQUES

PRESENTED BY : DEPARTMENT OF ORAL MEDICINE, DIAGNOSIS AND
RADIOLOGY

NAME OF COORDINATOR – DR. VIJYALAXMI M.

DR. PRIYANKA B. LASUNE

TIMING OF TRAINING – 19/07/2022

NO. OF STUDENT ATTENDED - 3

NAME OF STUDENTS ATTENDED –

Sr. No.	Name of Student	E-Mail ID
1	Apet Anuja	apetanuja02@gmail.com
2	Kakde Nita	kakdenita63@gmail.com
3	Karad Priti	Pritiskarad98@gmail.com

Sangan
Principal
M. I. D. S. R. Dental College
LATUR



 **GPS Map Camera**



Latur, Maharashtra, India

CHJG+FG2, Vishwanathpuram, Latur,

Maharashtra 413512, India

Lat 18.430807°

Long 76.576095°

19/07/22 11:24 AM GMT +05:30

MAEER PUNE
MIDSR DENTAL COLLEGE, LATUR
DEPARTMENT OF PERIODONTICS
Training program

BASIC INCISION TECHNIQUES

About the training

This training program is offered by Department of Periodontics, MIDSR dental college, Latur. This training includes theory discussion as well as the practical demonstration of the incision techniques. Practical demonstration on the models was performed by the trainer.

Learning outcome

- Training we can enhance the skill of the participants.
- This training is useful to all participants to know the basic & variations in incision techniques in different periodontal conditions.

Theoretical knowledge about incisions

Theoretical knowledge was given to participants through the PowerPoint presentation.

Powerpoint presentation consist of

- Three basic incisions with their indications and contraindications
- Types of incisions
 1. Horizontal incision (internal bevel incision, crevicular incision)
 2. Vertical incision
- External bevel incision
- Armamentarium required
- Images

Rangan
Principal
M. I. D. S. R. Dental College
LATUR

Objectives of training

1. To understand basic incision techniques.
2. To reduce time of the participants .
3. To understand the different periodontal flap techniques after placing incisions (full thickness flap, partial thickness flap)

Eligibility:-

All the 1st & 2nd year Post-graduate students and advanced learner undergraduate students and Interns can join the training.

TRAINING CERTIFICATE

After completion of training participants will be presented with the certificate signed by principal and head of department.

SUTURING TECHNIQUES

About the training

This gives participants the chance to practice the suturing techniques on plaster model. Practical programme will be provided with an introduction of suturing and their different techniques. This training is offered by Department of Periodontics, MIDSR dental college, latur.

Learning outcome

After the training, you will be identify and understand the basic suturing techniques and different variations of suturing techniques in different periodontal conditions.

Objectives of training

1. To enhance equipment handling of the participants.
2. To understand basic suturing techniques.
3. To understand how to modify different suturing techniques according to the periodontal conditions.
4. To understand different knots of suturing techniques.

Eligibility:-

All the 1st & 2nd year Post-graduate students and advanced learner undergraduate students and Interns can join the training

TRAINING CERTIFICATE

After completion of training participants will be presented with the certificate signed by principal and head of department.

SPLINTING TECHNIQUES

About the training

Training of splinting procedure is given to willing participants. Splinting is one of the periodontal therapeutic procedures which is miserably understood and decisive to implicate. So, splinting is essential to know by students. This training is an understanding of the theoretical background as well as practical skills of splinting.

Learning outcome

- This will improve participant's performance and make them work more efficiently and effectively during splinting procedures.
- After the training, participants will be able to identify and perform the basic periodontal splinting techniques and different variations of splinting techniques.

Theoretical knowledge about splinting

Different variations of splinting techniques are there in different periodontal conditions.

1. Types of splinting:-
 1. Removable
 2. Fixed
 - i. Intracoronal
 - ii. Extracoronal
2. Indications and contraindications
3. Procedures

Objectives of training

Bangaru
Principal
M. I. D. S. R. Dental College
LATUR

4. To understand splinting techniques.
5. To understand functional stability of teeth after splinting.

Eligibility:-

All the 1st & 2nd year Post-graduate students and advanced learner undergraduate students and Interns can join the training

TRAINING CERTIFICATE

After completion of training participants will be presented with the certificate signed by principal and head of department.

SPLINTING TECHNIQUES

From the training

Training of splinting procedure is given to joining participants. Splinting is one of the periodontal therapeutic procedures which is miserably understood and desired by participants. So, splinting is essential to know by students. This training is an understanding of the theoretical background as well as practical skills of splinting.

Learning outcome

- This will improve participant's performance and make them work more efficiently and effectively during splinting procedures.
- After the training, participants will be able to identify and perform the basic periodontal splinting techniques and different variations of splinting techniques.

Theoretical knowledge about splinting

Different variations of splinting techniques are there in different periodontal conditions.

1. Types of splinting - I. Removable
2. Fixed
- I. Intraoral
- II. Extraoral
3. Indicators and contraindications
3. Procedures

Objective of training

Pangan
Principal
M. I. D. S. R. Dental College
LATUR

M. I. D. S. R. Dental College
 LATUR

REPORT OF TRAINING

2017-18

NAME OF TOPIC - BASIC INCISION TECHNIQUES

PRESENTED BY - DEPARTMENT OF PERIODONTICS

NAME OF COORDINATOR – DR.ARUN KULKARNI

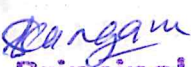
DR. RASHMI JAWADE

TIMING OF TRAINING – 12/8/2017

NO. OF STUDENT ATTENDED - 08

NAME OF STUDENTS ATTENDED –

SR.NO.	NAME OF STUDENTS	EMAIL-ID
1.	MANASWI RODAGE	Manaswirodage@gmail.com
2.	SHITAL PHAD	Shitalphad292@gmail.com
3.	PAWAN PAWAR	pawarpawan@gmail.com
4.	PAYAL SHETE	payals452@gmail.com
5	ADITI PATIL	aditipatil@gmail.com
6.	Dr. VRUSHALI KATHOLE	vrushalikathole@gmail.com
7.	Dr. TRUPTI GIRI	truptigiri132@gmail.com
8.	Dr. AMARPREET KAUR TUTEJA	amarpreett@gmail.com


Principal
M. I. D. S. R. Dental College
LATUR




**MAEER'S PUNE
MIDSR DENTAL COLLEGE &
HOSPITAL, LATUR.**




DEPARTMENT OF PERIODONTICS

CERTIFICATE OF PARTICIPATION
BASIC INCISION TECHNIQUES

This is to certify that _____ has attended
Basic Incision Techniques workshop on _____ at
Department of Periodontics.



Co-ordinator



Principal
MIDSR Dental college



HOD
Dept of Periodontics

Certificate Of Participation

Jeagan
Principal

M. I. D. S. R. Dental College
LATUR

REPORT OF TRAINING 2018-19

1. NAME OF TOPIC – SUTURING TECHNIQUES
2. PRESENTED BY - DEPARTMENT OF PERIODONTICS
3. NAME OF COORDINATOR – DR.ARUN KULKARNI
DR.MUKESH ARADLE
4. TIMING OF TRAINING – 16/8/2018
5. NO. OF STUDENT ATTENDED - 08
6. NAME OF STUDENTS ATTENDED –

SR.NO.	NAME OF STUDENTS	EMAIL-ID
1.	SHRIKRUSHNA MUNDE	smunde@gmail.com
2.	POOJA NAKHATE	poojan23@gmail.com
3.	PRAVIN GUNALE	pravingunale@gmail.com
4.	PRIYA GUGALE	priyagugale34@gmail.com
5.	APARNA TATTAPURE	aparnat425@yahoo.com
6.	Dr. SMITA MALBHAGE	smitamalbhage@gmail.com
7.	Dr. FATIMA PATHAN	fatimapathan27@gmail.com
8.	Dr. SALEEM KHAN GAFFER KHAN	salim0007dx15@gmail.com

Sangam
Principal
M. I. D. S. R. Dental College
LATUR



**MAEER'S PUNE
MIDSR DENTAL COLLEGE &
HOSPITAL, LATUR**



DEPARTMENT OF PERIODONTICS

**CERTIFICATE OF PARTICIPATION
ESSENTIAL PERIODONTAL SUTURING SKILLS**

This is to certify that _____ has attended
Essential periodontal suturing skills workshop on _____
at Department of Periodontics.

Co-ordinator

**Principal
MIDSR Dental college**

**HOD
Dept of Periodontics**



Latur, Maharashtra, India
CHHH+86W, Vishwanathpuram, Latur,
Maharashtra 413512, India
Lat 18.42903°
Long 76.57816°
16/08/18 10:41 AM GMT +05:30

**Principal
M. I. D. S. R. Dental College
LATUR**

REPORT OF TRAINING 2019-20

NAME OF TOPIC : BASIC SPLINTING TECHNIQUES

PRESENTED BY : DEPARTMENT OF PERIODONTICS

NAME OF COORDINATOR – DR. VISHNUDAS BHANDARI

DR. PRIYA LAHANE

TIMING OF TRAINING – 20/6/2019

NO. OF STUDENT ATTENDED - 06

NAME OF STUDENTS ATTENDED –

SR.NO.	NAME OF STUDENTS	EMAIL-ID
1.	JAYASHREE GHUGE	jayashreeghuge@gmail.com
2.	GEETA SHINDE	geetashinde 134@gmail.com
3.	PRAGATI PAWAR	pragatip@gmail.com
4.	PRACHI CHAUDHARI	prachichaudhari45@gmail.com
5.	PORNIMA BELAMBE	Pornimabelambe23@gmail.com
6.	DR.MADHURA VAIRAGI	madhuravairagi.@gmail.com

Prangam
Principal

M. I. D. S. R. Dental College
LATUR



**MAEER'S PUNE
MIDSR DENTAL COLLEGE &
HOSPITAL, LATUR.**



DEPARTMENT OF PERIODONTICS

**CERTIFICATE OF PARTICIPATION
BASIC SPLINTING TECHNIQUES**

This is to certify that _____ has
attended Basic Splinting Techniques workshop on _____ at
department of Periodontics.



Co-ordinator

Principal
MIDSR Dental college

HOD
Dept of Periodontics

Certificate of Participation

Principal
M. I. D. S. R. Dental College
LATUR



GPS Map Camera

Latur, Maharashtra, India
 CHHH+86W, Vishwanathpuram, Latur, Maharashtra
 413512, India
 Lat 18.428393°
 Long 76.577901°
 20/06/19 03:12 PM GMT +05:30

Google

BASIC SPLINTING TECHNIQUES

Rangan
Principal
M. I. D. S. R. Dental College
LATUR

REPORT OF TRAINING

2020-21

1. **NAME OF TOPIC – SPLINTING TECHNIQUES**
2. **PRESENTED BY - DEPARTMENT OF PERIODONTICS**
3. **NAME OF COORDINATOR – DR. VISHNUDAS BHANDARI**
4. **TIMING OF TRAINING – 18/3/2020**
5. **NO. OF STUDENT ATTENDED - 07**
6. **NAME OF STUDENTS ATTENDED –**

SR.NO.	NAME OF STUDENTS	EMAIL-ID
1.	DR. ROHINI MALE	rohinimale123@gmail.com
2.	DR. KHUSHABU BEZALWAR	khushbubezalwar@gmail.com
3.	SHREYA MANTRI	shreyamantri@gmail.com
4.	JADHAV RINKU	jadhavrinku@gmail.com
5.	PAWAR NEHAL	pawarnehhal24@gmail.com
6.	SANTOSHI KUCHNGE	santoshik@gmail.com
7.	MONIKA MANE	monikam324@gmail.com


Principal



MAEER'S PUNE MIDSR DENTAL COLLEGE & HOSPITAL, LATUR.



DEPARTMENT OF PERIODONTICS

CERTIFICATE OF PARTICIPATION BASIC SPLINTING TECHNIQUES

This is to certify that _____ has
attended Basic Splinting Techniques workshop on _____ at
department of Periodontics.

Co-ordinator

Principal
MIDSR Dental college

HOD
Dept of Periodontics



Latur, MH, India

Vishwanathpuram, Latur, 413531, MH, India

Lat 18.428546, Long 76.578074

03/18/2020 15:35 GMT+05:30

Note : Captured by GPS Map Camera

M.I.D.S.R. Dental College
LATUR

Dangam
Principal

M. I. D. S. R. Dental College
LATUR

REPORT OF TRAINING 2021-22

1. NAME OF TOPIC – BASIC INCISION TECHNIQUES
2. PRESENTED BY - DEPARTMENT OF PERIODONTICS
3. NAME OF COORDINATOR – DR. VISHNUDAS BHANDARI
DR. GAURI M. UGALE
4. TIMING OF TRAINING – 04/03/2021
5. NO. OF STUDENT ATTENDED - 06
6. NAME OF STUDENTS ATTENDED –

Sr.No.	Name Of Students	Email-Id
1.	Dr.Shital Nagime	drshitalnb@gmail.com
2.	Dr.Poonam Shinde	Poonamkande992@gmail.com
3.	Dr.Anusha Math	Mathanusha18@gmail.com
4.	Dr. Khushbu Bezalwar	Khushbubezalwar1726@gmail.com
5.	Dr. Priyanka Jadhav	Priyankapjadhav1995@gmail.com
6.	Dr.Rohini Male	Drrohiniemale1912@gmail.com

Sangam
Principal
M. I. D. S. R. Dental College
LATUR



**MAEER'S PUNE
MIDSr DENTAL COLLEGE &
HOSPITAL, LATUR**



DEPARTMENT OF PERIODONTICS

**CERTIFICATE OF PARTICIPATION
BASIC INCISION TECHNIQUES**

This is to certify that _____ has
attended Basic Incision Techniques workshop on _____ at
Department of Periodontics.

Co-ordinator

Principal
MIDSr Dental college

HOD
Dept of Periodontics



Latur, Maharashtra, India
CHHH+86W, Vishwanathpuram, Latur,
Maharashtra 413512, India
Lat 18.42903°
Long 76.578161°
04/03/21 03:42 PM GMT +05:30

REPORT OF TRAINING 2022-23

1. **Name of Topic-** SUTURING TECHNIQUES
2. **Presented By-** Department Of Periodontics
3. **Name of Coordinator-** Dr. Vishnudas Bhandari
Dr. Raghavendra N. M.
4. **Timing of Training-** 24/3/2022
5. **Number of Student Attended-** 7
6. **Name of Student Attended-**

Sr. No.	Name Of Students	E-Mail Id
1	Anushka Lakhe	lakheanushka2000@gmail.com
2	Vinayak Sarang	vinayaksarang.25@gmail.com
3	Diksha Sarpe	sarpedikshu21@gmail.com
4	Vedika jogdand	Vedikajogdand1@gmail.com
5	Bhakti Jaju	bhaktirjaju@gmail.com
6	Sayali Kadelwar	sayalikadelwar@gmail.com
7	Pratiksha Late	Latepratiksha@gmail.com

Gangan
Principal
M. I. D. S. R. Dental College
LATUR



**MAEER'S PUNE
MIDSR DENTAL COLLEGE &
HOSPITAL, LATUR**



DEPARTMENT OF PERIODONTICS

**CERTIFICATE OF PARTICIPATION
ESSENTIAL PERIODONTAL SUTURING SKILLS**

This is to certify that _____ has
attended Essential periodontal suturing skills workshop on ----
at Department of Periodontics.

Co-ordinator

Principal
MIDSR Dental college

HOD
Dept of Periodontics



GPS Map Camera

Latur, Maharashtra, India

CHHH+86W, Vishwanathpuram, Latur,

Maharashtra 413512, India

Lat 18.429008°

Long 76.578176°

24/03/22 04:43 PM GMT +05:30

Google

Report of Training 2023

1. Name Of Topic – Basic Incision Techniques
2. Presented By - Department of Periodontics
3. Name Of Coordinator – Dr.Vishnudas Bhandari

Dr.Mithila Kakade
4. Timing of Training – 28/02/2023
5. No. of Student Attended - 07
6. Name of Students Attended –

SR.NO.	NAME OF STUDENTS	EMAIL-ID
1.	SHREYA MANTRI	shrevamantri@gmail.com
2.	JADHAV RINKU	jadhavrinku@gmail.com
3.	PAWAR NEHAL	pawarnehhal24@gmail.com
4.	SANTOSHI KUCHNGE	santoshik@gmail.com
5.	MONIKA MANE	monikam324@gmail.com
6.	DR. PRIYANKA JADHAV	Priyankajadhav23@gmail.com
7.	DR.KHUSHABU BEZALWAR	khushbubezalwar@gmail.com



**MAEER'S PUNE
MIDSR DENTAL COLLEGE &
HOSPITAL, LATUR**



DEPARTMENT OF PERIODONTICS

**CERTIFICATE OF PARTICIPATION
BASIC INCISION TECHNIQUES**

This is to certify that _____ has
attended Basic Incision Techniques workshop on -----at
Department of Periodontics.

mithis

Co-ordinator

[Signature]

Principal
MIDSR Dental college

[Signature]

HOD
Dept of Periodontics

Certificate of Participation



During Training Programme

[Signature]
Principal
M. I. D. S. R. Dental College
LATUR