



**MAEER'S
MAHARASHTRA INSTITUTE OF DENTAL
SCIENCES & RESEARCH (DENTAL COLLEGE)**



Address: Vishwnath Puram
Ambajogaj Road Latur.
413531 (Maharashtra)

Tel. (02382) 228063, 227703,
227444, fax.: (02382) 228063

Email:
principal@mitmidr.edu.in
midr.latur@gmail.com
Website: www.mitmidr

Course Outcomes for all courses

Course outcomes for BDS

First BDS Course		
	First BDS Subjects	Course Outcomes
1	HUMAN ANATOMY, EMBRYOLOGY, HISTOLOGY & MEDICAL GENETICS	<p>At the end of the 1st year BDS Course in Anatomical Sciences the undergraduate student is expected to:</p> <ul style="list-style-type: none">➤ Know the normal disposition of the structures in the body while clinically examining a patient and while conducting clinical procedures.➤ Know the anatomical basis of disease and injury. Know the microscopic structure of the various tissues, a pre requisite for understanding of the disease processes.➤ Know the nervous system to locate the site of lesions according to the sensory and or motor deficits encountered.➤ Have an idea about the basis of abnormal development critical stages of development, effect of teratogens, genetic mutations and environmental hazards.➤ Know the sectional anatomy of head neck and brain to read the features in radiographs and pictures taken by modern imaging techniques.➤ Know the anatomy of cardio-pulmonary resuscitation. <p>Skills</p> <ul style="list-style-type: none">➤ To locate various structures of the body and to mark the topography of the living anatomy.


Principal
M.I.D.S.R. Dental College
LATUR

		<ul style="list-style-type: none"> ➤ To identify various tissues under microscope. ➤ To identify the features in radiographs and modern imaging techniques. ➤ To detect various congenital abnormalities.
2	HUMAN PHYSIOLOGY	<p>At the end of the course, the student will be able to:</p> <ol style="list-style-type: none"> 1. Explain the normal functioning of all the organ systems and their interactions for well coordinated total body function. 2. Assess the relative contribution of each organ systems towards the maintenance of the milieu interior. List the physiological principles underlying the pathogenesis and treatment of disease. <p>Skills: At the end of the course, the student shall be able to:</p> <ul style="list-style-type: none"> • Conduct experiments designed for the study of physiological phenomena. Interpret experimental and investigative data. • Distinguish between normal and abnormal data derived as a result of tests which he / she has performed and observed in the laboratory.
3	BIOCHEMISTRY	<p>The major aim is to provide a sound but crisp knowledge on the biochemical basis of the life processes relevant to the human system and to dental / medical practice.</p> <ul style="list-style-type: none"> ➤ Need not know the structure of cholesterol. ➤ Student should know why amylase will not hydrolyse cellulose. ➤ Need not know the details of alpha - helix and beta - pleats in proteins should know why haemoglobin is globular and keratin is fibrous. ➤ Need not know mechanism of oxidative phosphorylation. ➤ Should know more than 90% of ATP is formed by this process ➤ Need not know details of the conversion of


		<p>pepsinogen to pepsin should know hydrochloric acid cannot break a peptide bond at room temperature.</p> <ul style="list-style-type: none"> ➤ Need not remember the steps of glycogenesis. should know that excess intake of carbohydrate will not increase glycogen level in liver or muscle. ➤ Need not know about urea or creatinine clearance tests. Should know the basis of increase of urea and creatinine in blood in renal insufficiency. ➤ Need not know the structure of insulin should know why insulin level in circulation is normal in most cases of maturity onset diabetes. ➤ Need not know the structural details of ATP. Should know why about 10 g of ATP in the body at any given time meets all the energy needs. ➤ Need not know the mechanism of action of prolyhydroxylase should know why the gum bleeds in scurvy. ➤ Need not know the structure of vitamin K. should know the basis of internal bleeding arising due to its deficiency. ➤ Need not remember the structure of HMGCoA. Should know why it does not lead to increased cholesterol synthesis in starvation.
4	<p>DENTAL ANATOMY, EMBRYOLOGY AND ORAL HISTOLOGY</p>	<p>Objectives: After a course on Dental Anatomy including Embryology and Oral Histology,</p> <ul style="list-style-type: none"> ➤ The student is expected to appreciate the normal development, morphology, structure and functions of oral tissues and variations in different pathological / non pathological states. ➤ The student should understand the histological basis of various dental treatment procedures and physiologic ageing process in the dental tissues. ➤ The students must know the basic

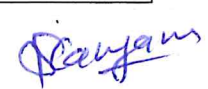

Principal
M.I.D.S.R. Dental College
LATUR

		<p>knowledge of various research methodologies.</p> <p>Skills: The student should acquire basic skills in:</p> <ul style="list-style-type: none"> ➤ Carving of crowns of permanent teeth in wax. ➤ Microscopic study of Oral tissues. ➤ Identification of Deciduous & Permanent teeth <p>Age estimation by patterns of teeth eruption from plaster casts of different age groups.</p>
--	--	---


Second BDS Course

	Second BDS Subjects	Course Outcomes
1	GENERAL PATHOLOGY And MICROBIOLOGY	<p>At the end of the Microbiology course the student is expected to:</p> <ul style="list-style-type: none"> ➤ Understand the basics of various branches of microbiology and able to apply the knowledge relevantly. ➤ Apply the knowledge gained in related medical subjects like General Medicine and General Surgery and Dental subjects like Oral Pathology, Community Dentistry, Periodontics Oral Surgery, Pedodontics, Conservative Dentistry and Oral medicine in higher classes. ➤ Understand and practice various methods of sterilization and disinfection in dental clinics. Have a sound understanding of various infectious diseases and lesions in the Oral Cavity. <p>Skills</p> <ul style="list-style-type: none"> ➤ Student should have acquired the skill to diagnose differentiate various oral lesions. Should be able to select, collect and transport clinical specimens to the laboratory. Should be able to carry out proper aseptic procedures in the dental clinic.


Principal
M.I.D.S.R. Dental College
LATUR



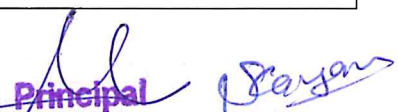
2	GENERAL AND DENTAL PHARMACOLOGY AND THERAPEUTICS	<p>Objectives: At the end of the course the student shall be able to:</p> <ul style="list-style-type: none"> ➤ Describe the pharmacokinetics and pharmacodynamics of essential and commonly used drugs in general and in dentistry in particular List the indications, contraindications; interactions, and adverse reactions of commonly used drugs with reason. ➤ Tailor the use of appropriate drugs in disease with consideration to its cost, efficacy safety for individual and mass therapy needs. ➤ Indicate special care in prescribing, common and essential drugs in special medical situations such as pregnancy, lactation, old age, renal, hepatic damage and immune-compromised patients. Integrate the rational drug therapy in clinical pharmacology Indicate the principles underlying the concepts of Essential Drugs. <p>Skills:</p> <ul style="list-style-type: none"> ➤ At the end of the course the student shall be able to: Prescribe drugs for common dental and medical ailments to appreciate adverse reactions and drug interactions of commonly used drugs. ➤ Observe experiments designed for study of effects of drugs critically evaluate drug formulations and be able to interpret the clinical pharmacology of marketed preparations commonly used in dentistry. <p>Integration: practical knowledge of use of drugs in clinical practice will be acquired through integrated teaching with clinical departments.</p>
3	DENTAL MATERIALS	<ul style="list-style-type: none"> ➤ To understand the evolution and development of science of dental material. ➤ To explain purpose of course in dental materials to personnel concerned with the profession of the dentistry. ➤ Knowledge of physical and chemical properties.


Principal
M.I.D.S.R. Dental College
LATUR


		<ul style="list-style-type: none"> ➤ Knowledge of biomechanical requirements of particular restorative procedure. ➤ An intelligent compromise of the conflicting as well as co-coordinating factors into the desired Ernest. ➤ Laying down standards or specifications of various materials to guide to manufactures as well as to help professionals. ➤ Search for newer and better materials which may answer our requirements with greater satisfaction. To understand and evaluate the claims made by manufactures of dental materials.
4	PRE-CLINICAL PROSTHODONTICS	<ul style="list-style-type: none"> ➤ Dental students with good knowledge of landmarks in edentulous patients would be able to do all the laboratory procedures in order to fabricate complete denture
5	PRE-CLINICAL CONSERVATIVE DENTISTRY	<ul style="list-style-type: none"> ➤ Dental student should have good knowledge about hand and rotary cutting instruments. ➤ Dental student with basic skills to prepare cavity designs to receive various restorative materials on typhodont teeth on simulators.

Third BDS Course

	Third BDS Subjects	Course outcome
<u>1</u>	ORAL PATHOLOGY & ORAL MICROBIOLOGY	<p>Objectives: At the end of Oral pathology and Oral Microbiology course, the student should be able to comprehend –</p> <ul style="list-style-type: none"> ➤ The different types of pathological processes that involves the oral cavity. ➤ The manifestation of common diseases, their diagnosis and correlation with clinical pathological processes. ➤ An understanding of the oral manifestations of systemic disease should help in correlating with the systemic physical signs and laboratory findings.


Principal
M.I.D.S.R. Dental College
LATUR

		<ul style="list-style-type: none"> ➤ The student should understand the underlying biological principles governing treatment of oral disease. The principles of certain basic aspects of Forensic Odontology. <p>Skills:</p> <ul style="list-style-type: none"> ➤ Microscopic study of common lesions affecting oral tissues through microscopic slides & projection slides. ➤ Study of the disease process by surgical specimen Study of teeth anomalies / polymorphisms through tooth specimens & plaster casts. Microscopic study of plaque pathogens. ➤ Study of hematological preparations (blood films) of anemia's & leukemia's. ➤ Basic exercises in Forensic Odontology such as histological methods of age estimation and appearance of teeth in injuries.
2	GENERAL MEDICINE:	<p>Dental student should have sound knowledge about:</p> <ul style="list-style-type: none"> ➤ Special precautions / contraindication of anesthesia and various dental procedures in different systemic diseases. ➤ Oral manifestations of systemic diseases. ➤ Medical emergencies in dental practice. ➤ A dental student should be able to record the arterial pulse, blood pressure and be capable of suspecting by sight and superficial examination of the body - disease of the heart, lungs, kidneys, blood etc. ➤ He should be capable of handling medical emergencies encountered in dental practice.
3	GENERAL SURGERY	<ul style="list-style-type: none"> ➤ Dental student should have sound surgical knowledge on anomalies, lesions and diseases of the teeth, oral cavity and jaws. ➤ Dental student should have the ability to identify and treat various common surgical complications that have been encountered in general, dental practice and emergencies.


Principal
M.I.D.S.R. Dental College
LATUR

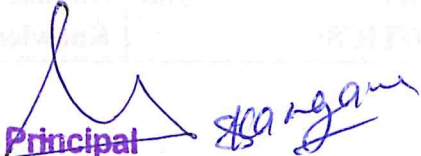
Final Year BDS Course		
	Final Year BDS Subjects	Course outcomes
1	ORAL MEDICINE And RADIOLOGY	<p>Aims:</p> <ul style="list-style-type: none"> ➤ To train the students to diagnose the common disorders of Orofacial region by clinical examination and with the help of such investigations as may be required and medical management of orofacial disorders with drugs and physical agents. ➤ To train the students about the importance, role, use and techniques radiographs / digital radiograph and other imaging methods in diagnosis. ➤ The principles of the clinical and radiographic aspects of Forensic Odontology. ➤ Generate graduates who demonstrate the requisite expertise, skills and attitude in the field of Oral & Maxillofacial Diagnosis, diagnostic procedures and medical management of such disorders. ➤ Establish trained dentists who are knowledgeable and skilled in the diagnosis and treatment of Orofacial disorders.
2	ORAL & MAXILLOFACIAL SURGERY	<p>Objectives:</p> <p>Knowledge & Understanding: At the end of the course and the clinical training the graduate is expected to –</p> <ul style="list-style-type: none"> ➤ Able to apply the knowledge gained in the related medical subjects like pathology, microbiology and general medicine in the management of patients with oral surgical problem. ➤ Able to diagnose, manage and treat (understand the principles of treatment of patients with oral surgical problems. Knowledge of range of surgical treatments.

M.I.D.S.R. Dental College
LATUR


Principal
M.I.D.S.R. Dental College



		<ul style="list-style-type: none"> ➤ Ability to decide the requirement of a patient to have oral surgical specialist opinion or treatment. ➤ Understand the principles of in patient management. ➤ Understanding of the management of major oral surgical procedures and principles involved in patient management. ➤ Should know ethical issues and communication ability. <p>Skills:</p> <ul style="list-style-type: none"> ➤ A graduate should have acquired the skill to examine any patient with an oral surgical problem in an orderly manner. ➤ Be able to understand requisition of various clinical and laboratory investigations and is capable of formulating differential diagnosis. ➤ Should be competent in the extraction of teeth under both local and general anesthesia. ➤ Should be able to carry out certain minor oral surgical procedures under L.A. like frenectomy, alveolar procedures and biopsy etc. ➤ Ability to assess, prevent and manage various complications during and after surgery. ➤ Able to provide primary care and manage medical emergencies in the dental office. Understanding of the management of major oral surgical problems and principles involved in patient management.
--	--	---


Principal
M.T.D.S.R. Dental College
LATUR

Principal
 M.T.D.S.R. Dental College

3	PEDIATRIC & PREVENTIVE DENTISTRY	<p>Knowledge:</p> <ul style="list-style-type: none"> ➤ Dental practitioners with the ability to diagnose common dental problems in children and/or the ability to evaluate differences in growth and development and suggest necessary referrals or interventions as required in due time. <p>Skill:</p> <ul style="list-style-type: none"> ➤ Clinicians who are able to administer basic dental treatments effectively and efficiently in children from birth to puberty with appropriate behavior control of the child and as well as positive dental attitude with preventive modalities.
4	ORTHODONTICS & DENTAL ORTHOPEDICS	<ul style="list-style-type: none"> ➤ Undergraduate programme in orthodontics is designed to enable the qualifying dental surgeon to diagnose, analyze and treat common orthodontic problems by preventive, interceptive and corrective orthodontic procedures.
5	PROSTHODONTICS AND CROWN & BRIDGE	<p>Objectives:</p> <ul style="list-style-type: none"> ➤ Dental graduate with experience of patients' prosthetic needs fabrication of all prosthodontic mode of treatment. ➤ Dental graduate who is able to diagnose, inspire and treat patients with complete and partial dentures who are fully and partially edentulous ➤ Dental graduate who is qualified enough to recognize and refer cases needing specialist prosthodontic care for further follow-up
6	CONSERVATIVE DENTISTRY And ENDODONTICS:	<p>Objectives: Knowledge and understanding Skills and Attitudes</p> <p>Knowledge and understanding: The graduate should</p>

Principal
M.I.D.S.R. Dental College
LATUR


Principal
M.I.D.S.R. Dental College

		<p>acquire the following knowledge during the period of training.</p> <ul style="list-style-type: none"> ➤ To diagnose and treat simple restorative work for teeth. ➤ To gain knowledge about aesthetic restorative material and to translate the same to patients needs. ➤ To gain the knowledge about endodontic treatment on the basis of scientific foundations. ➤ To carry out simple endodontic treatment. ➤ To carry out simple luxation of tooth and its treatment and to provide emergency endodontic treatment. <p>Skills: He should attain following skills necessary for practice of dentistry.</p> <ul style="list-style-type: none"> ➤ To use medium and high speed hand pieces to carry out restorative work. ➤ Poses the skills to use and familiarize endodontics instruments and materials needed for carrying out simple endodontic treatment. ➤ To achieve the skills to translate patients esthetic needs along with function. <p>Attitudes:</p> <ul style="list-style-type: none"> ➤ Maintain a high standard of professional ethics and conduct and apply theses in all aspects of professional life. ➤ Willingness to participate in CDE programme to update the knowledge and professional skill from time to time. ➤ To help and participate in the implementation of the national oral health policy. ➤ He should be able to motivate the patient for proper dental treatment at the same time proper maintenance of oral hygiene should be emphasize which will help to maintain the restorative work and prevent future damage.
--	--	--

Principal
M.I.D.S.R. Dental College
LATUR


Signature

7	PERIODONTOLOGY	<p>Objectives:</p> <ul style="list-style-type: none"> ➤ The student shall acquire the skill to perform dental scaling, diagnostic tests of periodontal diseases; to use the instruments for periodontal therapy and maintenance of the same. ➤ The student shall develop attitude to impart the preventive measures namely, the prevention of periodontal diseases and prevention of the progress of the disease. ➤ The student shall also develop an attitude to perform the treatment with full aseptic precautions; shall develop an attitude to prevent iatrogenic diseases; ➤ To conserve the tooth to the maximum possible time by maintaining periodontal health and to refer the patients who require specialist s care. ➤ Dental graduate with a research mindset trained as per international standards
8	PUBLIC HEALTH DENTISTRY	<p>Objectives:</p> <ul style="list-style-type: none"> ➤ Knowledge : At the conclusion of the course the student shall have a knowledge of the basis of public health, preventive dentistry, public health problems in India, Nutrition, Environment and their role in health, basics if dental statistics, epidemiological methods, National oral health policy with emphasis on oral health policy. ➤ Skill & Attitude : At the conclusion of the course the student shall have require at the skill of identifying health problems affecting the society, conducting health surveys, conducting health education classes and deciding health strategies. ➤ Students should develop a positive attitude towards the problems of the society and must take responsibilities in providing health.


Principal
M.I.D.S.R. Dental College
LATUR

		<p>➤ Communication abilities: At the conclusions of the course the student should be able to communicate the needs of the community efficiently, inform the society of all the recent methodologies in preventing oral disease.</p>
--	--	--

[Faint handwritten mark]


Principal
M.I.D.S.R. Dental College
LATUR

[Handwritten signature]


Faint, illegible text at the top of the page, possibly bleed-through from the reverse side.



[Signature]
Principal
M.I.D.S.R. Dental College
LATUR



MAEER'S
MAHARASHTRA INSTITUTE OF DENTAL
SCIENCES & RESEARCH (DENTAL COLLEGE)



Address: Vishwnath Puram
Ambajogai Road Latur.
413531 (Maharashtra)

Tel. (02382) 228063, 227703,
227444, fax: (02382) 228063

Email:
principal@mitmidsr.edu.in
midsr.latur@gmail.com
Website: www.mitmidsr

Course Outcomes for all courses


Course outcomes for MDS

1	ORAL & MAXILLOFACIAL SURGERY	<p>Knowledge:</p> <ul style="list-style-type: none">• To have acquired adequate knowledge and understanding of the etiology, pathophysiology and diagnosis, treatment planning of various common oral and Maxillofacial surgical problems both minor and major in nature• To have understood the general surgical principles like pre and post surgical management, particularly evaluation, post surgical care, fluid and electrolyte management, blood transfusion and post surgical pain management.• Understanding of basic sciences relevant to practice of oral and maxillofacial surgery• Able to identify social, cultural, economic, genetic and environmental factors and their relevance to disease process management in the oral and maxillofacial region.• Essential knowledge of personal hygiene and infection control, prevention of cross infection and safe disposal of hospital waste keeping in view the high prevalence of hepatitis and HIV. <p>Skills:</p> <ul style="list-style-type: none">• To obtain proper clinical history, methodical examination of the patient, perform essential diagnostic procedures and order relevant laboratory tests and interpret them and to arrive at a reasonable diagnosis about the surgical condition.• To perform with competence minor oral surgical procedures and common maxillofacial surgery. To
---	---	--


Principal
M.I.D.S.R. Dental College
LATUR

		<p>treat both surgically and medically the problems of the oral and Maxillofacial and the related area.</p> <ul style="list-style-type: none"> • Capable of providing care for maxillofacial surgery patients. Attitude: <ul style="list-style-type: none"> • Develop attitude to adopt ethical principles in all aspect of surgical practice, professional honesty and integrity are to be fostered. Surgical care is to be delivered irrespective of the social status, caste, creed or religion of the patient. • Willing to share the knowledge and clinical experience with professional colleagues. • Willing to adopt new techniques of surgical management developed from time to time based on scientific research which is in the best interest of the patient • Respect patient right and privileges, including patients right to information and right to seek a second opinion. • Develop attitude to seek opinion from an allied medical and dental specialists as and when required. <p>Communication Skills:</p> <ul style="list-style-type: none"> • Develop adequate communication skills particularly with the patients giving them the various options available to manage a particular surgical problem and obtain a true informed consent from them for the most appropriate treatment available at that point of time • Develop the ability to communicate with professional colleagues. • Develop ability to teach undergraduates.
2	<p>PEADODONTICS & PREVENTIVE DENTISTRY</p>	<p>At the end of 3 years of training the candidate should be able to</p> <ol style="list-style-type: none"> 1. Create not only a good oral health in the child but also a good citizen tomorrow. 2. Instill a positive attitude and behavior in children. 3. Understand the principles of prevention and prevention dentistry right from birth to adolescence 4. Guide and counsel the parents in regards to various treatment modalities including different facets of preventive dentistry

		<p>5. Prevent and intercept developing malocclusion.</p> <p>Skills</p> <ol style="list-style-type: none"> 1. Obtain proper clinical history, methodological examination of the child patient, perform essential diagnostic procedures and interpret them and arrive at a reasonable diagnosis and treat appropriately. 2. be competent to treat dental diseases which are occurring in child patient. 3. Manage to repair and restore the lost <i>I</i> tooth structure to maintain harmony between both hard and soft tissues of the oral cavity. 4. Manage the disabled children effectively and efficiently, tailored to the needs of individual requirement and conditions. <p>Attitudes</p> <ol style="list-style-type: none"> 1. Develop an attitude to adopt ethical principles in all aspects of Pedodontic practice. 2. Professional honesty and integrity are to be fostered. 3. Treatment care is to be delivered irrespective of the social status, cast, creed, and religion of the patients. 4. Willingness to share the knowledge and clinical experience with professional colleagues. 5. Willingness to adopt, after a critical assessment, new methods and techniques of Pedodontic Management developed from time to time, based on scientific research, which are in the best interest of the child patient. 6. Respect child patient's rights and privileges, including child patient's right to information and right to seek a second opinion. 7. Develop an attitude to seek opinion from allied medical and dental specialties, as and when required
3	<p>ORTHODONTICS AND DENTOFACIAL ORTHOPEDICS</p>	<p>Objectives: The training programme in Orthodontics is to structure and achieve the following four objectives Knowledge:</p> <ol style="list-style-type: none"> 1. The dynamic interaction of biologic processes and mechanical forces acting on the stomatognathic system during orthodontic


Principal
M.I.D.S.R. Dental College
LATUR


		<p>treatment</p> <ol style="list-style-type: none"> 2. The etiology, pathophysiology, diagnosis and treatment planning of various common Orthodontic problems 3. Various treatment modalities in Orthodontics – preventive, interceptive and corrective. 4. Basic sciences relevant to the practice of Orthodontics 5. Interaction of social, cultural, economic, genetic and environmental factors and their relevance to management of oro – facial deformities 6. Factors affecting the long-range stability of orthodontic correction and their management 7. Personal hygiene and infection control, prevention of cross infection and safe disposal of hospital waste, keeping in view the high prevalence of Hepatitis and HIV and other highly contagious diseases. <p>Skills:</p> <ol style="list-style-type: none"> 1. To obtain proper clinical history, methodical examination of the patient, perform essential diagnostic procedures, and interpret them and arrive at a reasonable diagnosis about the Dento-facial deformities. 2. To be competent to fabricate and manage the most appropriate appliance – intra or extra oral, removable or fixed, mechanical or functional, and active or passive – for the treatment of any orthodontic problem to be treated singly or as a part of multidisciplinary treatment of oro-facial deformities. <p>Attitude:</p> <ol style="list-style-type: none"> 1. Develop an attitude to adopt ethical principles in all aspects of Orthodontic practice. 2. Professional honesty and integrity are to be
--	--	--

M.I.D.S.R. Dental College
LATUR

Principal
M.I.D.S.R. Dental College
LATUR


		<p>fostered</p> <ol style="list-style-type: none"> 3. Treatment care is to be delivered irrespective of the social status, cast, creed and religion of the patients. 4. Willingness to share the knowledge and clinical experience with professional colleagues 5. Willingness to adopt, after a critical assessment, new methods and techniques of orthodontic management developed from time to time based on scientific research, which are in the best interest of the patient 6. Respect patients' rights and privileges, including patients right to information and right to seek a second opinion 7. Develop attitude to seek opinion from allied medical and dental specialists as and when required. <p>Communication Skills:</p> <ol style="list-style-type: none"> 1. Develop adequate communication skills particularly with the patients giving them the various options available to manage a particular Dento-facial problem and to obtain a true informed consent from them for the most appropriate treatment available at that point of time. 2. Develop the ability to communicate with professional colleagues, in Orthodontics or other specialties through various media like correspondence, Internet, e-video, conference, etc. to render the best possible treatment.
4	<p>PROSTHODONTICS AND CROWN & BRIDGE</p>	<p>GENERAL OBJECTIVES OF THE COURSE:</p> <ul style="list-style-type: none"> • To have adequate acquired knowledge and understanding of applied basic and systemic medical sciences, both in general and in


Principal
M.I.D.S.R. Dental College
LATUR


 Principal
 M.I.D.S.R. Dental College

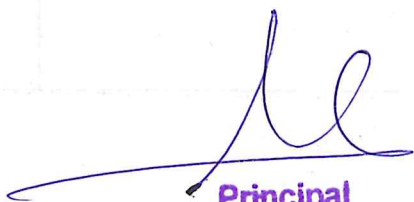
		<p>particularly of head and neck region.</p> <ul style="list-style-type: none"> • The postgraduates should be able to provide Prosthodontic therapy for patients with competence and working knowledge with understanding of applied medical, behavioral and clinical science, that are beyond the treatment skills of the general BDS graduates and MDS graduates of other specialties, • To demonstrate evaluative and judgment skills in making appropriate decisions regarding prevention, treatment, after care and referrals to deliver comprehensive care to patients. <p>KNOWLEDGE: The candidate should possess knowledge of applied basic and systemic medical sciences.</p> <ul style="list-style-type: none"> • On human anatomy, embryology, histology, applied in general and particularly to head and neck, Physiology & Biochemistry, Pathology Microbiology & virology; health and diseases of various systems of the body (systemic) principles in surgery and medicine, pharmacology, nutrition, behavioral science, age changes, genetics, Immunology, Congenital defects & syndromes and Anthropology, Bioengineering, Bio-medical & Biological Principles • The student shall acquire knowledge of various Dental Materials used in the specialty and be able to provide appropriate indication, understand the manipulation characteristics, compare with other materials available, be adept with recent advancements of the same. • Students shall acquire knowledge and practice of history taking, Diagnosis, treatment planning, prognosis, record maintenance of oral, craniofacial and systemic region. • Ability for comprehensive rehabilitation concept with pre prosthetic treatment plan including surgical re-evaluation and
--	--	---

M.I.D.S.R. Dental College
Principal
JATUR


Principal
M.I.D.S.R. Dental College

		<p>prosthodontic treatment planning, impressions, jaw relations, utility of face bows, articulators, selection and positioning of teeth, teeth arrangement for retention, stability, esthetics, phonation, psychological comfort, fit and insertion.</p> <ul style="list-style-type: none"> • Instructions for patients in after care and preventive Prosthodontics and management of failed restorations shall be possessed by the students. • Understanding of all the applied aspects of achieving physical, psychological well-being of the patients for control of diseases and / or treatment related syndromes with the patient satisfaction and restoring function. • Ability to diagnose and plan treatment for patients requiring Prosthodontic therapy • Ability to read and interpret radiographs, and other investigations for the purpose of diagnosis and treatment planning. • The theoretical knowledge and clinical practice shall include principles involved for support, retention, stability, esthetics, phonation, mastication, occlusion, behavioral, psychological, preventive and social aspects of Prosthodontics science of Oral and Maxillofacial Prosthodontics and Implantology <ul style="list-style-type: none"> • Tooth and tooth surface restorations, Complete denture Prosthodontics, removable partial denture Prosthodontics, fixed prosthodontics and maxillofacial and Craniofacial Prosthodontics, implants and implant supported Prosthodontics, T.M.J. and occlusion, craniofacial esthetics, and biomaterials, craniofacial disorders, problems of psychogenic origin. • Should have knowledge of age changes, geriatric psychology, nutritional considerations and prosthodontic therapy in the aged population.
--	--	--

M.I.D.S.R. Dental College
 Principal
 Latur



Principal
M.I.D.S.R. Dental College
LATUR


		<ul style="list-style-type: none"> • Should have ability to diagnose failed restoration and provide prosthodontic therapy and after care. • Should have essential knowledge on ethics, laws, and Jurisprudence and Forensic Odontology in Prosthodontics. • Should know general health conditions and emergency as related to prosthodontics treatment like allergy of various materials and first line management of aspiration of prosthesis • Should identify social, cultural, economic, environmental, educational and emotional determinants of the patient and consider them in planning the treatment. • Should identify cases, which are outside the area of his specialty / competence, refer them to appropriate specialists and perform interdisciplinary case management. • To advice regarding case management involving surgical and interim treatment • Should be competent in specialization of team management in craniofacial prosthesis design. • To have adequate acquired knowledge, and understanding of applied basic, and systemic medical science knowledge in general and in particular to head and neck regions. • Should attend continuing education programmes, seminars and conferences related to Prosthodontics, thus updating himself/herself. • To teach and guide his/her team, colleagues and other students. • Should be able to use information technology tools and carry out research both in basic and clinical areas, with the aim of publishing his/her work and presenting his/her work at various scientific forums. • Should have an essential knowledge of personal hygiene, infection control, prevention
--	--	--

Principal
M.I.D.S.R. Dental College
LATHUR


Principal
M.I.D.S.R. Dental College
LATHUR

		<p>of cross infection and safe disposal of waste, keeping in view the risk of transmission of potential communicable and transmissible infections like Hepatitis and HIV.</p> <ul style="list-style-type: none"> • Should have an ability to plan and establish Prosthodontics clinic/hospital teaching department and practice management. • Should have a sound knowledge (of the applications in pharmacology, effects of drugs on oral tissues and systems of body and in medically compromised patients. <p>SKILLS:</p> <ul style="list-style-type: none"> • The candidate should be able to examine the patients requiring Prosthodontic therapy, investigate the patient systemically, analyze the investigation results, radiographs, diagnose the ailment, plan the treatment, communicate it with the patient and execute it. • To understand the prevalence and prevention of diseases of craniomandibular system related to prosthetic dentistry. • The candidate should be able to restore lost functions of stomatognathic system like mastication, speech, appearance and psychological comforts by understanding biological, biomedical, bioengineering principles and systemic conditions of the patients to provide quality health care in the craniofacial regions. • The candidate should be able to demonstrate good interpersonal, communication skills and team approach in interdisciplinary care by interacting with other specialties including medical specialty for planned team management of patients for craniofacial & oral acquired and congenital defects, temporomandibular joint syndromes, esthetics, Implant supported Prosthetics and problems of Psychogenic origins. • Should be able to demonstrate the clinical competence necessary to carry out appropriate
--	--	--



 Principal
 M.I.D.S.R. Dental College
 LATUR



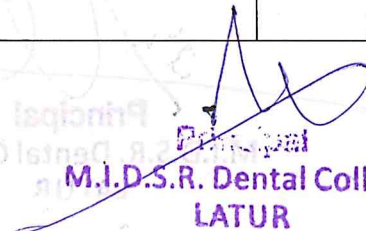
		<p>treatment at higher level of knowledge, training and practice skills currently available in their specialty area with a patient centered approach.</p> <ul style="list-style-type: none"> • Should be able to interpret various radiographs like IOPA, OPG, CBCT and CT. Should and be able to plan and modify treatment plan based on radiographic findings • Should be able to critically appraise articles published and understand various components of different types of articles and be able to gather the weight of evidence from the same • To identify target diseases and create awareness amongst the population regarding Prosthodontic therapy. • To perform Clinical and Laboratory procedures with a clear understanding of biomaterials, tissue conditions related to prosthesis and have required dexterity & skill for performing clinical and laboratory all procedures in fixed, removable, implant, maxillofacial, TMJ and esthetics Prosthodontics. • To carry out necessary adjunctive procedures to prepare the patient before prosthesis like tissue preparation and preprosthetic surgery and to prepare the patient before prosthesis / prosthetic procedures • To understand demographic distribution and target diseases of Cranio mandibular region related to Prosthodontics. <p>Attitudes:</p> <ul style="list-style-type: none"> • To adopt ethical principles in Prosthodontic practice, Professional honesty, credibility and integrity are to be fostered. Treatment to be delivered irrespective of social status, caste, creed or religion of patient. • Should be willing to share the knowledge and clinical experience with professional colleagues. • Should develop an attitude
--	--	---



Principal
M.I.D.S.R. Dental College
LATUR

		<p>towards quality, excellence, non-compromising in treatment.</p> <ul style="list-style-type: none"> • Should be able to self-evaluate, reflect and improve on their own. • Should pursue research in a goal to contribute significant, relevant and useful information, concept or methodology to the scientific fraternity. • Should be able to demonstrate evidence-based practice while handling cases • Should be willing to adopt new methods and techniques in prosthodontics from time to time based on scientific research, which are in patient's best interest. • Should respect patient's rights and privileges, including patient's right to information and right to seek second opinion. <p>Communicative Abilities:</p> <ul style="list-style-type: none"> • To develop communication skills, in particular and to explain treatment options available in the management. • To provide leadership and get the best out of his / her group in a congenial working atmosphere. • Should be able to communicate in simple understandable language with the patient and explain the principles of prosthodontics to the patient. He/She should be able to guide and counsel the patient with regard to various treatment modalities available. • To develop the ability to communicate with professional colleagues through various media like Internet, e-mails, videoconferences etc. to render the best possible treatment. Should demonstrate good explanatory and demonstrating ability as a teacher in order to facilitate learning among students.
--	--	--


Principal
M.I.D.S.R. Dental College
LATUR

5	CONSERVATIVE DENTISTRY AND ENDODONTICS	<p>Objectives: The following objectives are laid out to achieve the goals of the course. These are to be achieved by the time the candidate completes the course. These objectives may be considered under the following subtitles.</p> <p>Knowledge: At the end of 36 months of training, the candidates should be able to:</p> <ul style="list-style-type: none"> • Describe etiology, pathophysiology, periapical diagnosis and management of common restorative situations, endodontic situations that will include contemporary management of dental caries, management of trauma and pulpal pathosis including periodontal situations. • Demonstrate understanding of basic sciences as relevant to conservative / restorative dentistry and Endodontics. • Identify social, economic, environmental and emotional determinants in a given case or community and take them into account for planning and execution at individual and community level. • Ability to master differential diagnosis and recognize conditions that may require multi disciplinary approach or a clinical situation outside the realm of the specialty, which he or she should be able to recognize and refer to appropriate specialist. • Update himself by self-study and by attending basic and advanced courses, conferences, seminars, and workshops in the specialty of Conservative Dentistry-Endodontics-Dental Materials and Restorative Dentistry. • Ability to teach/guide, colleagues and other students. Use information technology tools and carry out research both basic and clinical with the aim of his publishing his work and presenting the same at scientific platform.
---	---	--


 Principal
 M.I.D.S.R. Dental College
 LATUR



		<p>Skills:</p> <ul style="list-style-type: none"> • Take proper chair side history, examine the patient and perform medical and dental diagnostic procedures as well as perform relevant tests and interpret to them to come to a reasonable diagnosis about the dental condition in general and Conservative Dentistry – Endodontics in particular. And undertake complete patient monitoring including preoperative as well as post operative care of the patient. • Perform all levels of restorative work, surgical and non-surgical Endodontics as well as endodontic-periodontal surgical procedures as part of multidisciplinary approach to clinical condition. • Provide basic life saving support in emergency situations. • Manage acute pulpal and pulpo periodontal situations. • Have a thorough knowledge of infection control measures in the dental clinical environment and laboratories. • Should have proper knowledge of sterilization procedures <p>Human Values, Ethical Practice and Communication Abilities</p> <ul style="list-style-type: none"> • Adopt ethical principles in all aspects of restorative and contemporary Endodontics including non-surgical and surgical Endodontics. • Professional honesty and integrity should be the top priority. • Dental care has to be provided regardless of social status, caste, creed or religion of the patient. • Develop communication skills in particular to explain various options available for management and to obtain a true informed consent from the patient. • Apply high moral and ethical standards while
--	--	---



Principal
M.I.D.S.R. Dental College
LATUR

		<p>carrying on human or animal research.</p> <ul style="list-style-type: none"> • He/She shall not carry out any heroic procedures and must know his limitations in performing all aspects of restorative dentistry including Endodontics. Ask for help from colleagues or seniors when required without hesitation. • Respect patient's rights and privileges including patients right to information
6	PERIODONTOLOGY	<p>Knowledge</p> <p>Discuss historical perspective to advancement in the subject proper and related topics.</p> <ul style="list-style-type: none"> • Describe etiology, pathogenesis, diagnosis and management of common periodontal diseases with emphasis on Indian population • Familiarize with the biochemical, microbiologic and immunologic genetic aspects of periodontal pathology • Describe various preventive periodontal measures • Describe various treatment modalities of periodontal disease from historical aspect to currently available ones • Describe interrelationship between periodontal disease and various systemic conditions • Describe periodontal hazards due to estrogenic causes and deleterious habits and prevention of it • Identify rarities in periodontal disease and environmental/Emotional determinates in a given case • Recognize conditions that may be outside the area of his/her Speciality/ competence and refer them to an appropriate Specialist • Decide regarding non-surgical or surgical management of the case • Update the student by attending courses, conferences and seminars relevant to periodontics or by self-learning process. • Plan out/ carry out research activity both basic and clinical aspects with the aim of publishing his/her work in scientific journals

spanagun


Principal
M.I.D.S.R. Dental College
LATUR

		<ul style="list-style-type: none"> • Reach to the public to motivate and educate regarding periodontal disease, its prevention and consequences if not treated • Plan out epidemiological survey to assess prevalence and incidence of early onset periodontitis and adult periodontitis in Indian population (Region wise) • Shall develop knowledge, skill in the science and practice of Oral Implantology • Shall develop teaching skill in the field of Periodontology and Oral Implantology • Principals of Surgery and Medical Emergencies. • To sensitize students about inter disciplinary approach towards the soft tissues of the oral cavity with the help of specialist from other departments. <p>A) SKILLS:</p> <ul style="list-style-type: none"> • Take a proper clinical history, thorough examination of intra oral, extra oral, medical history evaluation, advice essential diagnostic procedures and interpret them to come to a reasonable diagnosis • Effective motivation and education regarding periodontal disease maintenance after the treatment • Perform both non-surgical & education regarding periodontal disease, maintenance after the treatment • Perform both non-surgical and surgical procedures independently • Provide Basic Life Support Service (BLS) recognizes the need for advance life support and does the immediate need for that. <p>Human values, ethical practice to communication abilities</p> <ul style="list-style-type: none"> • Adopt ethical principles in all aspects of treatment modalities; Professional honesty &
--	--	---



Principal
M.I.D.S.R. Dental College
LATHUR

		<p>integrity are to be fostered. Develop Communication skills to make awareness regarding periodontal disease Apply high moral and ethical standards while carrying out human or animal research, Be humble, accept the limitations in his/her knowledge and skill, and ask for help from colleagues when needed, Respect patients rights and privileges, including patients right to information and right to seek a second opinion.</p> <ul style="list-style-type: none"> • To learn the principal of lip repositioning and perio esthetics surgeries.
--	--	--



Principal
M.I.D.S.R. Dental College
LATUR



Principal
M.I.D.S.R. Dental College
LATUR