



**MAEER'S
MAHARASHTRA INSTITUTE OF DENTAL
SCIENCES & RESEARCH (DENTAL COLLEGE)**



List of Innovations

Sr. No	Year	Name Of Staff/Students	Department	Name of Innovation	Details
1	2017	Dr Tejshree Vaprani	Orthodontics	Expeortho	21st IOS PG covention, Varanasi
2	2018	Dr Anand Ambekar	Orthodontics	A-KAM, Bracket Positioning Device	George Jacob Award -for the Best Clinical Innovation published in JIOS 2018 in 54th Indian Orthodontic Conference 2019
3	2018	Sarika Buddepatil, Prachi Choudhary, Sarika Dhamale	Public Health Dentistry	Plaster Tooth Model	Plaster Tooth Model
4	2018	Rohini Goswami, Pavan Shinde, Pallavi, Vishakha Vhote	Oral Pathology	Ganpati- Wax Model	Ganpati- Wax Model
5	2018	2018-Intern Batch	Oral Pathology	Microscope- Wax Model	Microscope- Wax Model
6	2018	Dr Sujata Dongre	Pedodontics	Techno dentistry: Caring for specially-Abled Children	Pedocon-2018

S. Jangam
Principal
M. I. D. S. R. Dental College

7	2018	Nikita Panpaliya	Pedodontics	An ounce of prevention is worth a pound of cure	15th National PG Convention, Vadodara, Gujrat
8	2018	Dr. Suraj Sonawane, Dr. Deepali Patane	Prosthodontics	Occlusal Splints	46th IPS National Conference, Mangalore
9	2019	Dr Om Nemichand Baghele	Periodontics	A New Suturing Method for Stabilizing Connective Tissue Grafts	A Detailed Description and 16-Year Validation of a New Suturing Method for Stabilizing Connective Tissue Grafts at Recipient Sites for Root Coverage and Gingival Augmentation
10	2019	Rahul B, Shraddha J	Oral Pathology	Dentigerous Cyst-Soap Model	Dentigerous Cyst-Soap Model
11	2019	Dr Yatishkumar Joshi	Orthodontics	Classification of orthodontic practice in india	Registration no. L-82671/2019
12	2021	Aishwarya Hude, Shweta Chate	Oral Surgery	Maxillofacial Trauma Education Model	Maxillofacial Trauma Education Model
13	2021	Aishwarya Hude	Oral Surgery	Trigeminal Nerve Education Model	Trigeminal Nerve Education Model
14	2021	Dr Omkumar Baghele	Periodontics	Classification for increasing clinical crown height of natural teeth based on repositioning of appropriate tissues of periodontium with surgical or orthodontic or combined approaches	Registration no. L-98983/2021
15	2021	Dr Omkumar Baghele	Periodontics	The linguallly-tied horizontal mattress contouring suture for stabilizing soft tissue grafts	Registration no. L-100597/2021


 Principal
 M. I. D. S. R. Dental College
 I A T I R

16	2021	Dr Omkumar Baghele	Periodontics	Literary/ dramatic work it is a new classification system for surgical crown lengthening procedures with accompanying restorative modality	Registration no. L-103873/2021
17	2021	Dr Omkumar Baghele	Periodontics	Periodontal indices: epidemiological, staging & grading, extent & severity, clinical, and treatment planning indices about periodontitis	Registration no. L-105429/2021
18	2021	Dr Varsha Sangle	Oral Pathology	A Novel classification of reactive proliferations as oral cavity	Registration no. L-107647/2021
19	2021	Dr Varsha Sangle	Oral Pathology	A novel classification of histopathological bodies in oral pathology	Registration no. L-106430/2021
20	2021	Dr Smita Chaware	Oral Pathology	Updated classification of oral pigmented lesions	Registration no. L-108109/2021
21	2021	Dr Gauri Ugale	Periodontics	A novel classification for dehiscence based on Extent of defect and clinical appearance on Facial/ lingual/ palatal aspect of tooth	Registration no. L-103831/2021
22	2021	Dr Pravinkumar S Marure	Orthodontics	"Comrehensive orthodontic treatment outcome grading system"	Registration no. L-107421/2021
23	2021	Dr Pravinkumar S Marure	Orthodontics	Concise Tool For Orthodontic Patient Record Catalogue	Registration no. L-105270/2021
24	2021	Dr Yatishkumar Joshi	Orthodontics	PSR-3D' simple tool for recording the maxillo-Mandibular skeletal malformations in all 3 Dimensions.	Registration no. L-101691/2021


Principal
M. I. D. S. R. Dental College

25	2022	Dr Pravinkumar S Marure	Orthodontics	Demystifying Stage wise Essential Orthodontic Treatment Records Checklist	Registration no. L-114924/2022
26	2022	Dr Pragya Bhatnagar	Oral Pathology	Oxycodone and Naloxone based composition for treating the pain of Patient	Indian patent Publication Application no. 202221056082
27	2022	Dr Pragya Bhatnagar	Oral Pathology	Treating Periodontal diseases using herbal formulations	Indian patent Publication Ref. no. 202241065537
28	2022	Dr Sandeep Fere	Prosthodontics	Implementation of low-level laser therapy in dentistry	Government of India Application No.202231071601 A

Skangam
Principal
M. I. D. S. R. Dental College
LATUR



MAEER'S
**MAHARASHTRA INSTITUTE OF DENTAL
SCIENCES & RESEARCH (DENTAL COLLEGE)**



**DETAILS OF THE INNOVATIONS MADE IN MIDSR DENTAL
COLLEGE, LATUR**

A) Innovative Models

1) Tooth Plaster model

Submitted by Sarika Buddepatil, Prachi Choudhary, Sarika Dhamale. (Public Health Dentistry department in 2018)



Tooth Plaster model

Sarika Buddepatil
Principal
M. I. D. S. R. Dental College
LATUR

Bangaru
Principal
M. I. D. S. R. Dental College
LATUR

2) Ganpati Wax Model

Submitted by Rohini Goswami, Pavan Shinde, Pallavi, Vishakha Vhote (Oral Pathology department in 2018)



Ganpati Wax Model

3) Microscope Wax Model

Submitted by Intern Batch 2018 (Oral Pathology department in 2018)



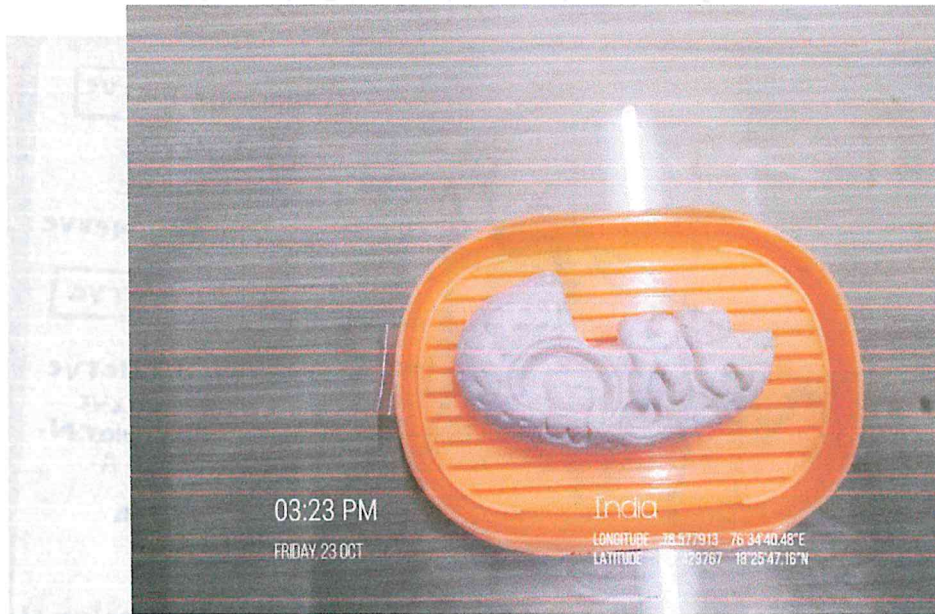
Microscope Wax Model

M.I.D.S.R. Dental College
Latur

Ramgani
Principal
M. I. D. S. R. Dental College
LATUR

4) Dentigerous cyst- Soap model

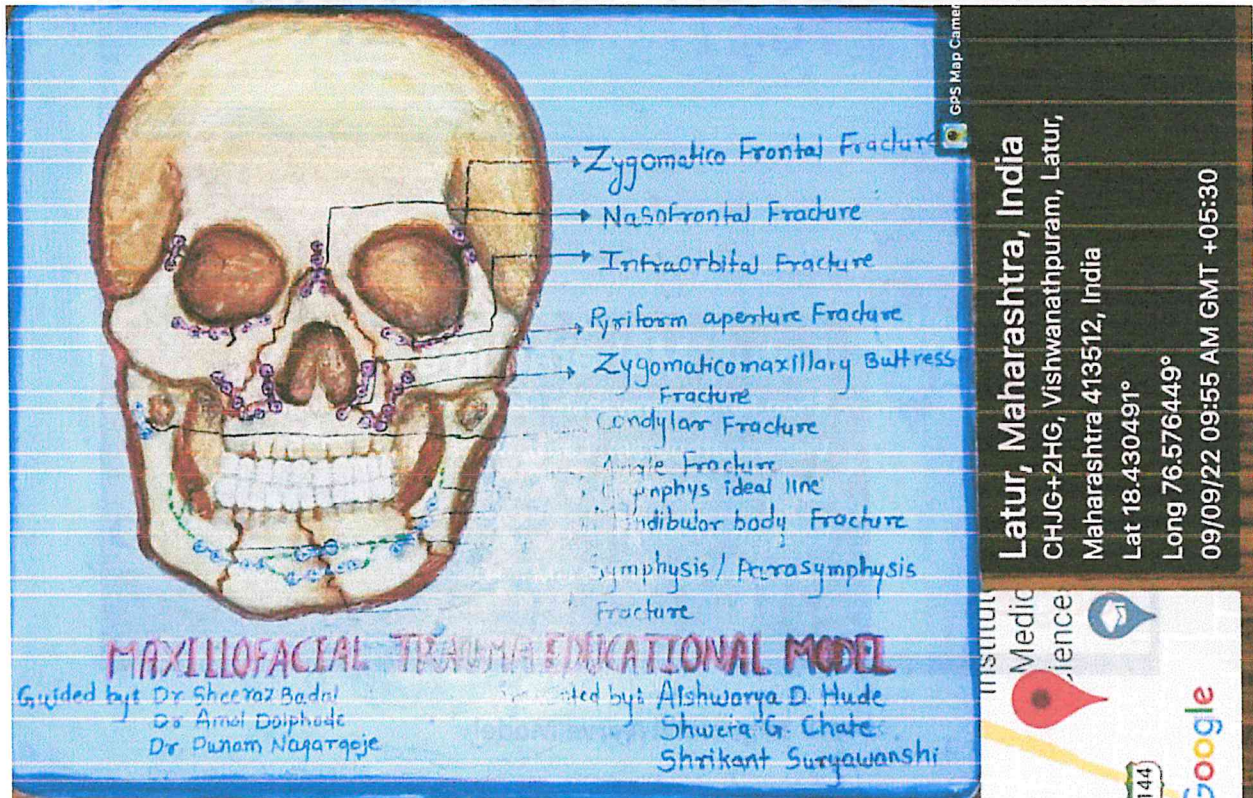
Submitted Rahul B, Shraddha J (Oral Pathology department in 2019)



Dentigerous cyst- Soap model

5) Maxillofacial Trauma Education Model

Submitted by- Aishwarya Hude, Shweta Chate (Oral Surgery 2021)

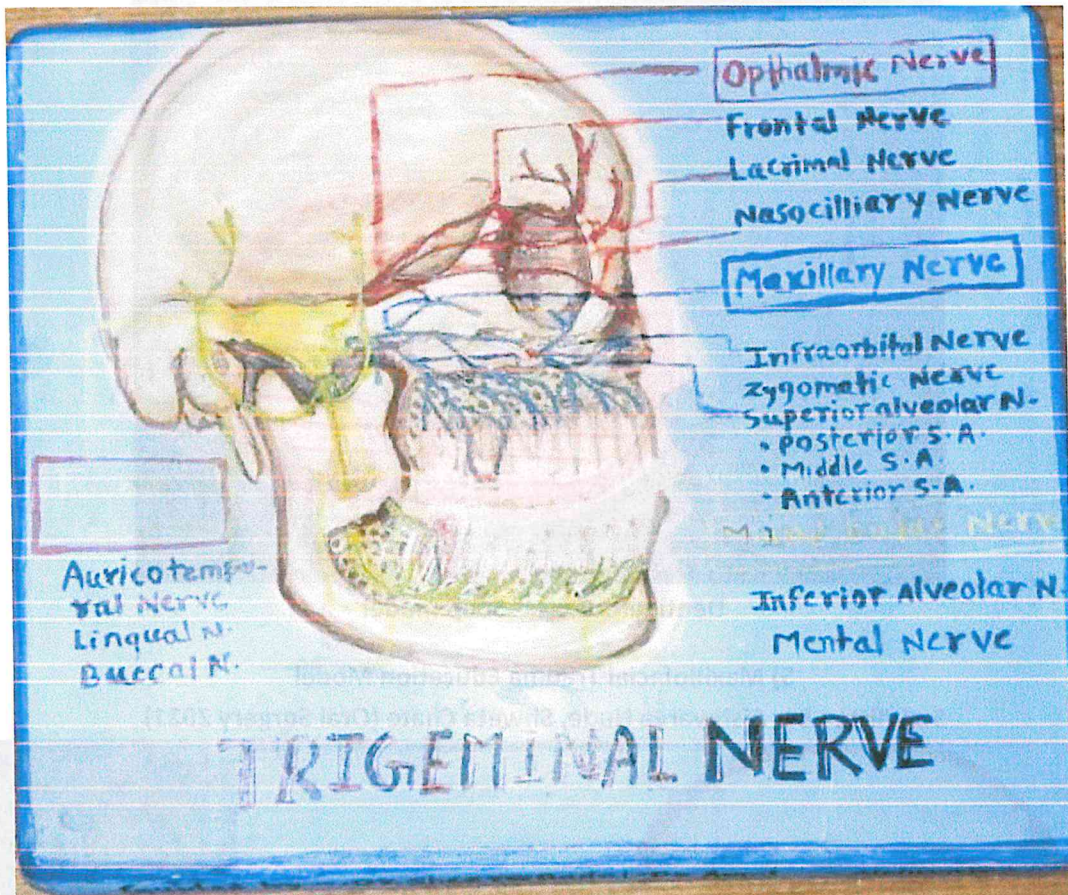


Maxillofacial Trauma Education Model

Sangam
Principal
M. I. D. S. R. Dental College

6) Trigeminal Nerve Model

Submitted by- Aishwarya Hude (Oral Surgery 2021)



Latur, Maharashtra, India

Shop No 2 Somwanshi Nager, opp. Mit Medical College,
Vishwanathpuram, Latur, Maharashtra 413512, India

Lat 18.429091°

Long 76.576602°

09/09/22 09:56 AM GMT +05:30

Trigeminal Nerve Model

Aishwarya Hude

Principal

M. I. D. S. R. Dental College
LATUR

B) Table Clinics

1. Expe-Ortho Table Clinic

Presented by: Dr Tejshree Vaprani at IOS PG Convention, Varanasi on 16th-19th Feb 2017



Expe-Ortho Table Clinic



Certificate of Expe-Ortho Table Clinic


J. Kanganu
Principal
M. I. D. S. R. Dental College
LATUR

2. Table Clinic-An ounce of prevention is worth a pound of cure

Presented by: Dr. Nikita Panpaliya at 15th National PG Convention, Vadodara, Gujrat on 8th-10th Feb. 2018



Dr. Nikita Panpaliya with Table Clinic An ounce of prevention is worth a pound of cure



Certificate of Table Clinic An ounce of prevention is worth a pound of cure

Prangav
Principal
M. I. D. S. R. Dental College
LATUR

3. Table Clinic- Techno dentistry: Caring for Specially-Abled Children

Presented by: Dr. Sujata Dongre at 40th National Conference of Indian Society of Pedodontics & Preventive Dentistry at Nagpur, on 24th to 26th Oct. 2018




Certificate of Table Clinic Techno dentistry: Caring for Specially-Abled Children


Stangane
Principal
M. I. D. S. R. Dental College
LATUR

4. Table Clinic- Occlusal Splints: A Simplified approach in Temporomandibular disorder

Presented by- Dr Suraj Sonawane and Dr Deepali Patane at 46th IPS National Conference, Mangalore on 15th-18th Nov. 2018



Dr Suraj Sonawane with Table Clinic



Dr Deepali Patane with Table Clinic

Drangam
Principal
M. I. D. S. R. Dental College
LATUR



46TH INDIAN PROSTHODONTIC
SOCIETY CONFERENCE
MANGALORE, KARNATAKA, INDIA

CERTIFICATE OF APPRECIATION

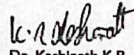
Presented to

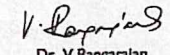
Dr. Suraj Sunil Sonawane

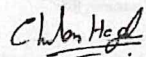
for presenting table clinic titled

Occlusal splint: A simplified approach in temporomandibular disorder

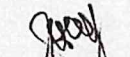
at 46TH IPS CONFERENCE
held in Mangalore, Karnataka
from 15th to 18th November 2018


Dr. Kashinath K R
President, IPS


Dr. V Rangarajan
Secretary & Treasurer, IPS


Dr. Chethan Hegde
Chairman



Dr. Manoj Shetty
Secretary & Treasurer


Dr. Sanath Shetty
Scientific Chairman




Certificate of Dr Suraj Sonawane's Table Clinic- Occlusal Splints: A Simplified
approach in Temporomandibular disorder

Certificate of Dr Deepali Patane's Table Clinic- Occlusal Splints: A Simplified
approach in Temporomandibular disorder


Principal
M. I. D. S. R. Dental College
LATUR


Principal
M. I. D. S. R. Dental College
LATUR



46TH INDIAN PROSTHODONTIC
SOCIETY CONFERENCE
MANGALORE, KARNATAKA, INDIA

CERTIFICATE OF APPRECIATION

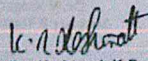
Presented to

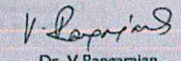
Dr. Deepali Ramling Patane

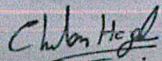
for presenting table clinic titled


Occlusal splint: A simplified approach in temporomandibular disorder

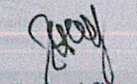
at 46TH IPS CONFERENCE
held in Mangalore, Karnataka
from 15th to 18th November 2018


Dr. Kashinath K R
President, IPS


Dr. V Rangarajan
Secretary & Treasurer, IPS


Dr. Chethan Hegde
Chairman


Dr. Manoj Shetty
Secretary & Treasurer


Dr. Sanath Shetty
Scientific Chairman



REGAINING PRECISION

Certificate of Dr Deepali Patane's Table Clinic- Occlusal Splints: A Simplified approach in Temporomandibular disorder



Principal
M. I. D. S. R. Dental College
LATUR

C) Clinical Innovations: 1) A-KAM Bracket Positioning Device

Innovation made by- Dr Anand Ambekar, Dr Khushbu D Agrawal,

Dr Abhidnya Madansure, Dr Manasi Sonawane



Dr Anand Ambekar Receiving George Jacob Award -for the Best Clinical Innovation published in JIOS 2018 in 54th Indian Orthodontic Conference 2019

Certificate of George Jacob Award -for the Best Clinical Innovation published in JIOS 2018 in 54th Indian Orthodontic Conference 2019

[Faint, mirrored text from the reverse side of the page]
Principal
M. I. D. S. R. Dental College
LATUR

Skangave
Principal
M. I. D. S. R. Dental College
LATUR



INDIAN ORTHODONTIC SOCIETY

Certificate of Appreciation

is proud to award the

Dr. George Jacob Award to Dr. Anand Ambekar
for the Best Clinical Innovation Published in JIOS

in the year 2018

presented at the 54th Indian Orthodontic Conference,

Bhubaneswar, 2019.

“WITH HEARTFELT APPRECIATION ”

Dr. Pradeep Jain
President, IOS

Dr. Sridevi Padmanabhan
Hon. Secretary, IOS

Certificate of George Jacob Award -for the Best Clinical Innovation published in JIOS 2018 in 54th Indian Orthodontic Conference 2019

Janganam
Principal
M. I. D. S. R. Dental College
LATUR

2) New Suturing Method for Stabilizing Connective Tissue Grafts at Recipient Sites for Root Coverage and Gingival Augmentation

Innovation made by- Dr Om Nemichand Baghele (2019)

[Downloaded free from <http://www.ijdr.in> on Friday, May 31, 2019, IP: 49.33.222.94]

Original Research

A Detailed Description and 16-Year Validation of a New Suturing Method for Stabilizing Connective Tissue Grafts at Recipient Sites for Root Coverage and Gingival Augmentation

Abstract

Background: Which are the different ways of stabilizing connective tissue grafts (CTGs) for root coverage and gingival augmentation by means of placement of sutures? There are various defined and undefined ways of stabilizing CTGs depending on experience and personal preferences. Most of the techniques profess use of absorbable sutures in separate interrupted fashion (sutures at the corners of the graft wherever possible). **Aim:** This paper describes a new suturing method, "the lingually-tied horizontal mattress contouring suture," for stabilization of CTGs with or without epithelialized collar at the recipient site, for use with papilla retention and sparing techniques to treat marginal tissue recessions. **Methods and Material:** The suturing technique is described in detail. It can be indicated for good number of root coverage cases, with additional objectives of gingival augmentation, specifically developed for papilla sparing and papillary buccal de-epithelialization recipient site preparations. **Results:** Over a period of last 16 years this suturing technique showed promising results in terms of graft stabilization and survival. The main advantage of this technique lies in the use of cost-effective nonabsorbable sutures that usually retain some amount of tension on the soft tissues longer. **Conclusion:** The primary objective of the suturing technique, *per se*, is to stabilize the CTG firmly along the contours of the root surface and to expedite a very close adaptation to the interdental soft tissues as well. The secondary objective of the article or publication is to disseminate the knowledge acquired through long periods of performance and observation for the benefit of the periodontal community as whole. Further validation is advocated.

Keywords: Connective tissue grafting, gingival augmentation, graft stabilization, root coverage, periodontal plastic surgery, new suturing technique, non-absorbable sutures

Introduction

As of today, a vast variety of root coverage techniques are available at a clinician's disposal, along with many specified and unspecified suturing techniques. Most of the suturing techniques employed for free or pedicled connective tissue grafts (CTGs) use absorbable sutures, at least for securing and stabilizing the graft. The overlying gingival/mucosal tissue is then approximated with either absorbable or nonabsorbable sutures. Close adaptation to underlying vascular recipient bed and under-surface of overlying flap can be achieved most of the times with enough number and appropriate location of sutures; a snugly fitting close contoured adaptation of free CTG with or without epithelialized collar (CTG-consider this abbreviation for brevity of description throughout this manuscript) over the convex root surface may be at times lacking.

This is an open access journal, and articles are distributed under the terms of the Creative Commons Attribution-NonCommercial-ShareAlike 4.0 license, which allows others to remix, tweak, and build upon the work non-commercially, as long as appropriate credit is given and the new creations are licensed under the identical terms.

For reprints contact: reprints@medknow.com

© 2019 Indian Journal of Dental Research | Published by Wolters Kluwer - Medknow

Even though the decision to place sutures at surgically wounded periodontal tissues may be influenced by the type of procedure, extent of procedure, tissues involved and arrangement of tissue fibers, patient and operator factors and intended results; one of the best ways of stabilizing the tissues is to anchor them with the adjacent tooth/teeth. Suture placements, although may not be mandatory always, are generally intended to maximize the opportunity for uneventful healing, minimize the likelihood of infection, approximation of wound with as little trauma as possible, and providing appropriate tension for requisite periods of time.

With the increasing use of 4-0 and small diameter sutures, may or may not be aided by loupes and microscopes, the suturing techniques have become more complex and tedious, although more dependable too in terms of wound healing. Rather than the increasing complexities and

How to cite this article: Baghele ON. A detailed description and 16-year validation of a new suturing method for stabilizing connective tissue grafts at recipient sites for root coverage and gingival augmentation. *Indian J Dent Res* 2019;30:243-8.

Om Nemichand Baghele

Professor, Department of Periodontology, Maharashtra Institute of Dental Sciences and Research, Latour, Maharashtra, India

Address for correspondence:
Dr. Om Nemichand Baghele,
Department of Periodontology,
Maharashtra Institute
of Dental Sciences and
Research, Ambajogai
Road, Vishwanathpuram,
Latour - 413 512, Maharashtra,
India.
E-mail: drom94@yahoo.com

Access this article online
Website: www.ijdr.in
DOI: 10.4103/ijdr.ijdr_614_17
Quick Response Code:


Copyright for Classification of Orthodontic Practice in India

Shangam
Principal
M. I. D. S. R. Dental College
LATOUR

3) Classification Of Orthodontic Practice In India

Innovation made by- Dr Yatishkumar Joshi

  Extracts from the Register of Copyrights

Dated : 22/05/2019

1. Registrant Number	:	L-82671/2019
2. Name, address and nationality of the applicant	:	YATISH KUMAR JOSHI, IDEAL DENTAL CARE, PRABHU COMPLEX BASEMENT, OPP. GARAD GARDEN, BARSHI ROAD, LATUR, MAHARASHTRA, INDIA-413512INDIAN
3. Nature of the applicant's interest in the copyright of the work	:	AUTHOR
4. Class and description of the work	:	LITERARY/ DRAMATIC WORK
5. Title of the work	:	CLASSIFICATION OF ORTHODONTIC PRACTICE IN INDIA
6. Language of the work	:	ENGLISH
7. Name, address and nationality of the author and if the author is deceased, date of his decease	:	YATISHKUMAR JOSHI, IDEAL DENTAL CARE, PRABHU COMPLEX BASEMENT, OPP. GARAD GARDEN, BARSHI ROAD, LATUR, MAHARASHTRA, INDIA-413512INDIAN
8. Whether the work is published or unpublished	:	UNPUBLISHED
9. Year and country of first publication and name, address and nationality of the publisher	:	N.A.
10. Years and countries of subsequent publications, if any, and names, addresses and nationalities of the publishers	:	N.A.
11. Names, addresses and nationalities of the owners of various rights comprising the copyright in the work and the extent of rights held by each, together with particulars of assignments and licences, if any	:	YATISHKUMAR JOSHI, IDEAL DENTAL CARE, PRABHU COMPLEX BASEMENT, OPP. GARAD GARDEN, BARSHI ROAD, LATUR, MAHARASHTRA, INDIA-413512INDIAN
12. Names, addresses and nationalities of other persons, if any, authorised to assign or licence of rights comprising the copyright	:	N.A.
13. If the work is an 'Artistic work', the location of the original work, including name, address and nationality of the person in possession of the work. (In the case of an architectural work, the year of completion of the work should also be shown).	:	N.A.
14. If the work is an 'Artistic work' which is used or capable of being used in relation to any goods or services, the application should include a certification from the Registrar of Trade Marks in terms of the provision to Sub-Section (4) of Section 45 of the Copyright Act, 1957.	:	N.A.
15. If the work is an 'Artistic work', whether it is registered under the Designs Act 2000 if yes give details.	:	N.A.
16. If the work is an 'Artistic work', capable of being registered as a design under the Designs Act 2000, whether it has been applied to an article through an industrial process and, if yes, the number of times it is reproduced.	:	N.A.
17. Remarks, if any	:	


Diary Number : 4938/2019-CC/L
Date of Application : 01/04/2019
Date of Receipt : 01/04/2019

 
DEPUTY REGISTRAR OF COPYRIGHTS


Copyright for Classification Of Orthodontic Practice In India


Principal
M. I. D. S. R. Dental College
LATUR

4. Classification for increasing clinical crown height of natural teeth based on repositioning of appropriate tissues of periodontium with surgical or orthodontic or combined approaches (By- Dr Omkumar Baghele)



Copyright Office
Government of India



सत्यमेव जयते

Extracts
from the Register
of Copyrights


Dated : 27/01/2021

<p>1. Registrars Number</p> <p>2. Name, address and nationality of the applicant</p> <p>3. Nature of the applicant's interest in the copyright of the work</p> <p>4. Class and description of the work</p> <p>5. Title of the work</p> <p>6. Language of the work</p> <p>7. Name, address and nationality of the author and if the author is deceased, date of his decease</p> <p>8. Whether the work is published or unpublished</p> <p>9. Year and country of first publication and name, address and nationality of the publisher</p> <p>10. Years and countries of subsequent publications, if any, and names, addresses and nationalities of the publishers</p> <p>11. Names, addresses and nationalities of the owners of various rights comprising the copyright in the work and the extent of rights held by each, together with particulars of assignments and licences, if any</p> <p>12. Names, addresses and nationalities of other persons, if any, authorised to assign or licence of rights comprising the copyright</p> <p>13. If the work is an 'Artistic work', the location of the original work including name, address and nationality of the person in possession of the work. (In the case of an architectural work, the year of completion of the work should also be shown).</p> <p>14. If the work is an 'Artistic work' which is used or capable of being used in relation to any goods or services, the application should include a certification from the Registrar of Trade Marks in terms of the provision to Sub-Section (f) of Section 45 of the Copyright Act, 1957.</p> <p>15. If the work is an 'Artistic work', whether it is registered under the Designs Act 2000 If yes give details.</p> <p>16. If the work is an 'Artistic work', capable of being registered as a design under the Designs Act 2000 whether it has been applied to an article through an industrial process and, if yes, the number of times it is reproduced.</p> <p>17. Remarks, if any</p>	<p>L-98983/2021</p> <p>DR. OMKUMAR N. BAGHELE, FLAT NO A-301, JAI MATA DI CHS, OPPOSITE SARASWAT BANK, STATION ROAD, KALWA WEST, THANE, MAHARASHTRA - 400066 INDIAN</p> <p>AUTHOR</p> <p>LITERARY/ DRAMATIC WORK</p> <p>CLASSIFICATION FOR INCREASING CLINICAL CROWN HEIGHT OF NATURAL TEETH BASED ON REPOSITIONING OF APPROPRIATE TISSUES OF PERIODONTIUM WITH SURGICAL OR ORTHODONTIC OR COMBINED APPROACHES</p> <p>ENGLISH</p> <p>DR. OMKUMAR N. BAGHELE, FLAT NO A-301, JAI MATA DI CHS, OPPOSITE SARASWAT BANK, STATION ROAD, KALWA WEST, THANE, MAHARASHTRA - 400066 INDIAN</p> <p>UNPUBLISHED</p> <p>N.A.</p> <p>N.A.</p> <p>DR. OMKUMAR N. BAGHELE, FLAT NO A-301, JAI MATA DI CHS, OPPOSITE SARASWAT BANK, STATION ROAD, KALWA WEST, THANE, MAHARASHTRA - 400066 INDIAN</p> <p>DR. OMKUMAR N. BAGHELE, FLAT NO A-301, JAI MATA DI CHS, OPPOSITE SARASWAT BANK, STATION ROAD, KALWA WEST, THANE, MAHARASHTRA - 400066 INDIAN</p> <p>N.A.</p> <p>N.A.</p> <p>N.A.</p> <p>N.A.</p> <p>N.A.</p>
---	---

EXRY N. 20653/2020.CCVL

15/12/2020

15/12/2020



[Signature]


DEPUTY REGISTRAR OF COPYRIGHTS

Copyright by Dr Omkumar Baghele


[Signature]
Principal
M. I. D. S. R. Dental College
LATUR

5. The lingually-tied horizontal mattress contouring suture for stabilizing soft tissue grafts

(By- Dr Omkumar Baghele)




Copyright Office
Government of India





सत्यमेव जयते

Extracts
from the Register
of Copyrights


Dated : 22/03/2021




<p>1. Registration Number</p> <p>2. Name, address and nationality of the applicant</p> <p>3. Nature of the applicant's interest in the copyright of the work</p> <p>4. Class and description of the work</p> <p>5. Title of the work</p> <p>6. Language of the work</p> <p>7. Name, address and nationality of the author and if the author is deceased, date of his decease</p> <p>8. Whether the work is published or unpublished</p> <p>9. Year and country of first publication and name, address and nationality of the publisher</p> <p>10. Years and countries of subsequent publications, if any, and names, addresses and nationalities of the publishers</p> <p>11. Names, addresses and nationalities of the owners of various rights comprising the copyright in the work and the extent of rights held by each, together with particulars of assignments and licences, if any</p> <p>12. Names, addresses and nationalities of other persons, if any, authorised to assign or licence of rights comprising the copyright</p> <p>13. If the work is an 'Artistic work', the location of the original work, including name, address and nationality of the person in possession of the work. (In the case of an architectural work, the year of completion of the work should also be shown)</p> <p>14. If the work is an 'Artistic work' which is used or capable of being used in relation to any goods or services, the application should include a certification from the Registrar of Trade Marks in terms of the provision to Sub-Section (f) of Section 45 of the Copyright Act, 1957.</p> <p>15. If the work is an 'Artistic work', whether it is registered under the Designs Act, 2000. If yes give details.</p> <p>16. If the work is an 'Artistic work', capable of being registered as a trademark under the Trademarks Act, 2000 whether it has been applied to any goods or services and, if yes, the number of times</p> <p>17. </p>	<p>L-100597/2021</p> <p>OMKUMAR BAGHELE, A 301 JAI MATA DI CHS OPP SARASWAT BANK STATION ROAD MANAV MANDIR KALWA WEST, THANE - 400605 INDIAN</p> <p>AUTHOR</p> <p>LITERARY/ DRAMATIC WORK</p> <p>THE LINGUALLY-TIED HORIZONTAL MATTRESS CONTOURING SUTURE FOR STABILIZING SOFT TISSUE GRAFTS</p> <p>ENGLISH</p> <p>OMKUMAR BAGHELE, A 301 JAI MATA DI CHS OPP SARASWAT BANK STATION ROAD MANAV MANDIR KALWA WEST, THANE - 400605 INDIAN</p> <p>PUBLISHED</p> <p>2012 INDIA OMKUMAR BAGHELE, A 301 JAI MATA DI CHS OPP SARASWAT BANK STATION ROAD MANAV MANDIR KALWA WEST, THANE. PUBLISHER. WOL.T.400605 INDIAN</p> <p>2019 INDIA OMKUMAR BAGHELE, FLAT NO. A 301, JAI MATA DI CHS, OPPO SARASWAT BANK, KALWA WEST, THANE 400605 INDIAN</p> <p>2019 INDIA OMKUMAR BAGHELE, A 301 JAI MATA DI CHS OPP SARASWAT BANK STATION ROAD MANAV MANDIR KALWA WEST, THANE. PUBLISHER. WOLTERE. KLLWER MEDKNOW. INDIAN JOURNAL OF DENTAL RESEARCH-400605 INDIAN</p> <p>OMKUMAR BAGHELE, A 301 JAI MATA DI CHS OPP SARASWAT BANK STATION ROAD MANAV MANDIR KALWA WEST, THANE - 400605 INDIAN</p> <p>N.A.</p> <p>N.A.</p> <p>N.A.</p> <p>N.A.</p> <p>N.A.</p> <p>N.A.</p> <p>N.A.</p> <p>N.A.</p> <p>21028/2020-CCVL</p> <p>Date of registration : 20/12/2020</p> <p>Date of Receipt : 20/12/2020</p>
---	---


DEPUTY REGISTRAR OF COPYRIGHTS


Copyright by Dr Omkumar Baghele on new Suturing technique


Principal
 M. I. D. S. R. Dental College
 LATUR

6. Literary/ dramatic work it is a new classification system for surgical crown lengthening procedures with accompanying restorative modality. (By- Dr Omkumar Baghele)




Copyright Office
Government of India



विभवाय नमः


Extracts
from the Register
of Copyrights



Dated : 28/05/2021

1. Registrar Number	: L-103873/2021
2. Name, address and nationality of the applicant	: DR. OMKUMAR N. BAGHELE , FLAT NO A-201, JAI MATA DI CHS, OPPOSITE SARASWAT BANK, STATION ROAD, KALWA WEST, THANE, MAHARASHTRA-400066 INDIAN
2. Nature of the applicant's interest in the copyright of the work	: AUTHOR
4. Class and description of the work	: LITERARY/ DRAMATIC WORK IT IS A NEW CLASSIFICATION SYSTEM FOR SURGICAL CROWN LENGTHENING PROCEDURES WITH ACCOMPANYING RESTORATIVE MODALITY
5. Title of the work	: CLASSIFICATION OF NATURAL TOOTH CROWN LENGTHENING PROCEDURES ACCORDING TO RESTORATIVE MODALITY
6. Language of the work	: ENGLISH
7. Name, address and nationality of the author and if the author is deceased, date of his demise	: DR. OMKUMAR N. BAGHELE , FLAT NO A-201, JAI MATA DI CHS, OPPOSITE SARASWAT BANK, STATION ROAD, KALWA WEST, THANE, MAHARASHTRA-400066 INDIAN
8. Whether the work is published or unpublished	: UNPUBLISHED
9. Year and country of first publication and name, address and nationality of the publisher	: N.A.
10. Years and countries of subsequent publications, if any, and names, addresses and nationalities of the publishers	: N.A.
11. Names, addresses and nationalities of the owners of various rights comprising the copyright in the work and the amount of rights held by each, together with particulars of assignments and licences, if any	: DR. OMKUMAR N. BAGHELE , FLAT NO A-201, JAI MATA DI CHS, OPPOSITE SARASWAT BANK, STATION ROAD, KALWA WEST, THANE, MAHARASHTRA-400066 INDIAN
12. Names, addresses and nationalities of other persons, if any, authorized to assign or licence rights comprising the copyright	: N.A.
13. If the work is an 'Artistic work', the location of the original work, including name, address and nationality of the person in possession of the work. (In the case of an architectural work, the year of completion of the work should also be shown)	: N.A.
14. If the work is an 'Artistic work' which is used or capable of being used in relation to any goods or services, the application should include a certification from the Registrar of Trade Marks in terms of the provisions of Sub-Section (f) of Section 45 of the Copyright Act, 1957.	: N.A.
15. If the work is an 'Artistic work', whether it is registered under the Designs Act 2000 if yes give details.	: N.A.
16. If the work is an 'Artistic work', capable of being registered as a design under the Designs Act 2000 whether it has been applied to an article through an industrial process and, if yes, the number of times it is reproduced.	: N.A.
17. Remarks, if any	: <i>[Handwritten signature]</i>

Dary Number : 20671/2020.CCVL
Date : 16/12/2020
16/12/2020




DEPUTY REGISTRAR OF COPYRIGHTS

Copyright by Dr Omkumar Baghele on new classification system

[Handwritten Signature]
Principal
M. I. D. S. R. Dental College
LATUR

7. Periodontal indices: epidemiological, staging & grading, extent & severity, clinical, and treatment planning indices about periodontitis (By- Dr Omkumar Baghele)



Copyright Office
Government of India



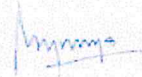
सत्यमेव जयते

Extracts
from the Register
of Copyrights

Dated : 14/07/2021

<ol style="list-style-type: none"> 1. Registration Number 2. Name, address and nationality of the applicant 3. Nature of the applicant's interest in the copyright of the work 4. Class and description of the work 5. Title of the work 6. Language of the work 7. Name, address and nationality of the author and if the author is deceased, date of his decease 8. Whether the work is published or unpublished 9. Year and country of first publication and name, address and nationality of the publisher 10. Years and countries of subsequent publications, if any, and names, addresses and nationalities of the publishers 11. Names, addresses and nationalities of the owners of various rights comprising the copyright in the work and the extent of rights held by each, together with particulars of assignments and licences, if any 12. Names, addresses and nationalities of other persons, if any, authorised to assign or licence of rights comprising the copyright 13. If the work is an 'Artistic work', the location of the original work, including name, address and nationality of the person in possession of the work. (In the case of an architectural work, the year of completion of the work should also be shown). 14. If the work is an 'Artistic work' which is used or capable of being used in relation to any goods or services, the application should include a certification from the Registrar of Trade Marks in terms of the provision to Sub-Section (f) of Section 45 of the Copyright Act, 1957. 15. If the work is an 'Artistic work', whether it is registered under the Designs Act 2000 if yes give details. 16. If the work is an 'Artistic work', capable of being registered as a design under the Designs Act 2000, whether it has been applied to an article through an industrial process and, if yes, the number of times it is reproduced. 17. Remarks, if any 	<p>L-105429/2021</p> <p>DR. OMKUMAR N BAGHELE, A 301, JAI MATA DI CHS, OPPOSITE SARASWAT BANK, STATION ROAD, KALWA (W), THANE, MAHARASHTRA-400605 INDIAN</p> <p>AUTHOR</p> <p>LITERARY/ DRAMATIC WORK</p> <p>PERIODONTAL INDICES, EPIDEMIOLOGICAL, STAGING & GRADING, EXTENT & SEVERITY, CLINICAL, AND TREATMENT PLANNING INDICES ABOUT PERIODONTITIS</p> <p>ENGLISH</p> <p>DR. OMKUMAR N BAGHELE, A 301, JAI MATA DI CHS, OPPOSITE SARASWAT BANK, STATION ROAD, KALWA (W), THANE, MAHARASHTRA-400605 INDIAN</p> <p>PUBLISHED</p> <p>2020 INDIA DR. OMKUMAR N BAGHELE, A 301, JAI MATA DI CHS, OPPOSITE SARASWAT BANK, STATION ROAD, KALWA WEST, THANE, MAHARASHTRA-400605 INDIAN</p> <p>N.A.</p> <p>DR. OMKUMAR N BAGHELE, A 301, JAI MATA DI CHS, OPPOSITE SARASWAT BANK, STATION ROAD, KALWA (W), THANE, MAHARASHTRA-400605 INDIAN</p> <p>N.A.</p> <p>N.A.</p> <p>N.A.</p> <p>N.A.</p> <p>N.A.</p> <p>N.A.</p> <p>N.A.</p> <p>N.A.</p> <p>N.A.</p> <p>N.A.</p> <p>Diary Number : 11946/2021-COVL Date : 29/05/2021 29/05/2021</p>
--	---





DEPUTY REGISTRAR OF COPYRIGHTS

Copyright by Dr Omkumar Baghele on periodontal indices


Principal
M. I. D. S. R. Dental College
LATUR

8. A Novel classification of reactive proliferations as oral cavity (By- Dr Varsha Sangle)


(Sangle)

Copyright Office
Government of India
सत्यमेव जयते

Extracts from the Register of Copyrights

Copyright Office
Government of India
100, Rajghat Road, New Delhi - 110028

Filed: 16/08/2021




1. Registration Number	: L-107647/2021
2. Name, address and nationality of the applicant	: VARSHA AJIT SANGLE, DEPARTMENT OF ORAL PATHOLOGY AND MICROBIOLOGY, MIDSR DENTAL COLLEGE AND HOSPITAL, LATUR-413512 INDIAN
3. Nature of the applicant's interest in the copyright of the work	: AUTHOR
4. Class and description of the work	: LITERARY/DRAMATIC WORK
5. Title of the work	: A NOVEL CLASSIFICATION OF REACTIVE PROLIFERATIONS OF ORAL CAVITY
6. Language of the work	: ENGLISH
7. Name, address and nationality of the author and if the author is deceased, date of his decease	: VARSHA AJIT SANGLE, DEPARTMENT OF ORAL PATHOLOGY AND MICROBIOLOGY, MIDSR DENTAL COLLEGE AND HOSPITAL, LATUR-413512 INDIAN
8. Whether the work is published or unpublished	: UNPUBLISHED
9. Year and country of first publication and name, address and nationality of the publisher	: N.A.
10. Years and countries of subsequent publications, if any and names, addresses and nationalities of the publishers	: N.A.
11. Names, addresses and nationalities of the owners of various rights comprising the copyright in the work and the extent of rights held by each, together with particulars of assignments and licences, if any	: VARSHA AJIT SANGLE, DEPARTMENT OF ORAL PATHOLOGY AND MICROBIOLOGY, MIDSR DENTAL COLLEGE AND HOSPITAL, LATUR-413512 INDIAN
12. Names, addresses and nationalities of other persons, if any, authorized to assign or license rights comprising the copyright	: N.A.
13. If the work is an 'artistic work', the location of the original work, including name, address and nationality of the person in possession of the work. In the case of an artistic work, the year of completion of the work should also be stated.	: N.A.
14. If the work is an 'artistic work' which is not capable of being used in relation to any goods or services, the applicant should include a certification from the Registrar of Trade Marks in terms of the provision to Sub-section (1) of Section 47 of the Copyright Act, 1957.	: N.A.
15. If the work is an 'Artistic work', whether it is registered under the Designs Act 2000, if yes, give details.	: N.A.
16. If the work is an 'Artistic work', capable of being registered as a design under the Designs Act 2000, whether it has been applied for an article through an industrial process and if yes, the number of times it is reproduced.	: N.A.
17. Remarks, if any	
Entry Number	: 199732021/COOL
Date of Application	: 16/8/2021

Copyright by Dr Varsha Sangle on A Novel classification of proliferations as oral cavity


Copyright by Dr. Varsha Sangle on A novel classification of histopathological findings

Stangam
Principal
M. I. D. S. R. Dental College
LATUR

9. A novel classification of histopathological bodies in oral pathology (By-Dr Varsha Sangle)



Copyright Office
Government of India




सत्यमेव जयते

Extracts
from the Register
of Copyrights

Form No. CP/1 (2013)

<p>1. Registration Number</p> <p>2. Name, address and nationality of the applicant</p> <p>3. Name of the applicant's interest in the copyright of the work</p> <p>4. Class and description of the work</p> <p>5. Title of the work</p> <p>6. Language of the work</p> <p>7. Name, address and nationality of the author if the author is deceased, date of his decease</p> <p>8. Whether the work is published or unpublished</p> <p>9. Year of publication of the published work, name, address and nationality of the publisher</p> <p>10. Year and countries of issue, and serial title, if any, and names, addresses and nationalities of the publishers</p> <p>11. Names, addresses and nationalities of the owners of various rights comprising the copyright in the work and their respective rights held by them, together with indication of the nature and terms of any assignment</p> <p>12. Name, address and nationality of other person, if any, authorized to assign or license or to exercise the copyright</p> <p>13. If the work is an Artistic work, the location of the original work including name, address and nationality of the person in possession of the work. (In the case of an architectural work, the year of completion of the work should also be shown)</p> <p>14. If the work is an Artistic work which is used or capable of being used in relation to any public service, the publisher's name, address and nationality should be shown. (In the case of a cinematograph film, the provisions of Sub-section (1) of Section 65 of the Copyright Act, 1957, apply)</p> <p>15. If the work is an Audio work, whether it is registered under the Designs Act 2001, if you give details</p> <p>16. If the work is an Audio work, whether it is registered as a design under the Designs Act 2001 and if not, how it is applied in any article through an industrial process or in any other manner of manufacture</p> <p>17. Remarks, if any</p>	<p>L-106430/2021</p> <p>VARSHA SANGLE, DEPARTMENT OF ORAL PATHOLOGY, MEDSR DENTAL COLLEGE, LATUR-41312 INDIAN</p> <p>AUTHOR</p> <p>LITERARY/ DRAMATIC WORK</p> <p>A NOVEL CLASSIFICATION OF HISTOPATHOLOGICAL BODIES IN ORAL PATHOLOGY</p> <p>ENGLISH</p> <p>VARSHA SANGLE, DEPARTMENT OF ORAL PATHOLOGY, MEDSR DENTAL COLLEGE, LATUR-41312 INDIAN</p> <p>UNPUBLISHED</p> <p>NA</p> <p>NA</p> <p>VARSHA SANGLE, DEPARTMENT OF ORAL PATHOLOGY, MEDSR DENTAL COLLEGE, LATUR-41312 INDIAN</p> <p>VARSHA SANGLE, DEPARTMENT OF ORAL PATHOLOGY, MEDSR DENTAL COLLEGE, LATUR-41312 INDIAN</p> <p>NA</p> <p>NA</p> <p>NA</p> <p>NA</p> <p>NA</p> <p>NA</p> <p>NA</p> <p>15632021/COU</p> <p>12/07/2021</p> <p>12/07/2021</p>
--	--

Copyright by Dr Varsha Sangle on A novel classification of histopathological bodies


Principal
M. I. D. S. R. Dental College
LATUR

10. Updated classification of oral pigmented lesions (Dr Smita Chaware)



Extracts
from the Register
of Copyrights





Dated: 05/10/2021

1. Registration Number	L-108109/2021
2. Name, address and nationality of the applicant	DR SMITA CHAWARE, DEPARTMENT OF ORAL PATHOLOGY, MIDSR DENTAL COLLEGE, LATUR-413512, INDIAN
3. Nature of the applicant's interest in the copyright of the work	AUTHOR
4. Class and description of the work	LITERARY DRAMATIC WORK
5. Title of the work	UPDATED CLASSIFICATION OF ORAL PIGMENTED LESIONS
6. Language of the work	ENGLISH
7. Name, address and nationality of the author and if the author is deceased date of his decease	DR SMITA CHAWARE, DEPARTMENT OF ORAL PATHOLOGY, MIDSR DENTAL COLLEGE, LATUR-413512, INDIAN
8. Whether the work is published or unpublished	UNPUBLISHED
9. Year and country of first publication and name, address and nationality of the publisher	N.A.
10. Years and countries of subsequent publications, if any, and names, addresses and nationalities of the publishers	N.A.
11. Names, addresses and nationalities of the owners of various rights comprising the copyright in the work and the extent of rights held by each, together with particulars of assignments and licences, if any	DR SMITA CHAWARE, DEPARTMENT OF ORAL PATHOLOGY, MIDSR DENTAL COLLEGE, LATUR-413512, INDIAN
12. Names, addresses and nationalities of other persons, if any, authorized to assign or license all rights comprising the copyright	N.A.
13. If the work is an 'Artistic work' the location of the original work, including name, address and nationality of the person in possession of the work. (In the case of an architectural work, the year of completion of the work should also be shown)	N.A.
14. If the work is an 'Artistic work' which is used or capable of being used as relation to any goods or services, does application include a certification from the Registrar of Trade Marks in terms of the provisions in Sub-Section (2) of Section 45 of the Copyright Act, 1957.	N.A.
15. If the work is an 'Artistic work', whether it is registered under the Designs Act 2000. If yes give details	N.A.
16. If the work is an 'Artistic work', capable of being registered as a Design under the Designs Act 2000 whether it has been applied to an article through an industrial process and, if yes, the number of times it is reproduced.	N.A.
17. Remarks, if any	
Dairy Number	20438/2021-CO/L
Date of Application	25/01/2021
Date of Receipt	25/01/2021

Copyright by Dr Smita Chaware on Updated classification of oral pigmented lesions

Smita Chaware
Principal
M. I. D. S. R. Dental College
LATUR

11. A novel classification for dehiscence based on extent of defect and clinical appearance on facial/ lingual/ palatal aspect of tooth (Dr Gauri Ugale)



 Extracts
from the Register
of Copyrights

Date: 26/05/2021

1. Registration Number : L-103831/2021

2. Name, address and nationality of the applicant : GAURI UGALE, DEPARTMENT OF PERIODONTICS MIDSR
DENTAL COLLEGE LATUR-413512
INDIAN

3. Nature of the applicant's interest in the copyright of the work : AUTHOR

4. Class and description of the work : LITERARY/ DRAMATIC WORK

5. Title of the work : A NOVEL CLASSIFICATION FOR DEHISCENCE BASED ON
EXTENT OF DEFECT AND CLINICAL APPEARANCE ON
FACIAL/ LINGUAL/ PALATAL ASPECT OF TOOTH

6. Language of the work : ENGLISH

7. Name, address and nationality of the author and if the author is deceased, date of his decease : GAURI UGALE, DEPARTMENT OF PERIODONTICS MIDSR
DENTAL COLLEGE LATUR-413512
INDIAN

8. Whether the work is published or unpublished : UNPUBLISHED

9. Year and country of first publication and name, address and nationality of the publisher : N.A.

10. Years and countries of subsequent publications, if any, and names, addresses and nationalities of the publishers : N.A.

11. Names, addresses and nationalities of the owners of various rights comprising the copyright in the work and the extent of rights held by each, together with particulars of assignments and licences, if any : GAURI UGALE, DEPARTMENT OF PERIODONTICS MIDSR
DENTAL COLLEGE LATUR-413512
INDIAN

12. Names, addresses and nationalities of other persons, if any, authorized to assign or license of rights comprising the copyright : GAURI UGALE, DEPARTMENT OF PERIODONTICS MIDSR
DENTAL COLLEGE LATUR-413512
INDIAN

13. If the work is an 'Artist's work', the location of the original work, including name, address and nationality of the person in possession of the work. (In the case of an architectural work, the year of completion of the work should also be shown) : N.A.

14. If the work is an 'Artist's work' which is used or capable of being used in relation to any goods or services, the application should include a certification from the Registrar of Trade Marks in terms of the provision to Sub-Section (4) of Section 45 of the Copyright Act, 1957. : N.A.

15. If the work is an 'Artist's work', whether it is registered under the Designs Act 2000 if yes give details : N.A.


16. If the work is an 'Artist's work', capable of being registered as a design under the Designs Act 2000 whether it has been applied to an article through an industrial process and, if yes the number of times it is reproduced. : N.A.


17. Remarks, if any :

Diary Number : 8708/2021-CC/L

Date of Application : 07/04/2021

Date of Receipt : 07/04/2021





 DEPUTY REGISTRAR OF COPYRIGHTS


Copyright by Dr Gauri Ugale on A novel classification for dehiscence based on extent of defect and clinical appearance on facial/ lingual/ palatal aspect of tooth


 Principal
 M. I. D. S. R. Dental College
 LATUR

12. Comprehensive orthodontic treatment outcome grading system (Dr Pravin Marure)



Copyright Office
Government of India



सत्यमेव जयते

Extracts
from the Register
of Copyrights

Dated : 10/09/2021

1. Registration Number : L-107421/2021

2. Name, address and nationality of the applicant :

PRAVINKUMAR S MARCOORE , MIDSR DENTAL COLLEGE,
VISHWANATHPURAM , AMBAJOGAI ROAD, LATUR,
MAHARASHTRA -413512
INDIAN
SURESH KANGANE , MIDSR DENTAL COLLEGE,
VISHWANATHPURAM , AMBAJOGAI ROAD, LATUR,
MAHARASHTRA-413512
INDIAN
YATISH KUMAR JOSHI , MIDSR DENTAL COLLEGE,
VISHWANATHPURAM , AMBAJOGAI ROAD, LATUR,
MAHARASHTRA-413512
INDIAN
RAGHAVENDRA METRI , MIDSR DENTAL COLLEGE,
VISHWANATHPURAM , AMBAJOGAI ROAD, LATUR,
MAHARASHTRA-413512
INDIAN
ASHWINI BIRADAR , MIDSR DENTAL COLLEGE,
VISHWANATHPURAM , AMBAJOGAI ROAD, LATUR,
MAHARASHTRA-413512
INDIAN

3. Nature of the applicant's interest in the copyright of the work : AUTHOR

4. Class and description of the work : LITERARY/ DRAMATIC WORK

5. Title of the work : "COMPREHENSIVE ORTHODONTIC TREATMENT OUTCOME GRADING SYSTEM"

6. Language of the work : ENGLISH


7. Name, address and nationality of the author and if the author is deceased, date of his decease :


PRAVINKUMAR S MARCOORE , MIDSR DENTAL COLLEGE,
VISHWANATHPURAM , AMBAJOGAI ROAD, LATUR,
MAHARASHTRA -413512
INDIAN
SURESH KANGANE , MIDSR DENTAL COLLEGE,
VISHWANATHPURAM , AMBAJOGAI ROAD, LATUR,
MAHARASHTRA-413512
INDIAN
YATISH KUMAR JOSHI , MIDSR DENTAL COLLEGE,
VISHWANATHPURAM , AMBAJOGAI ROAD, LATUR,
MAHARASHTRA-413512
INDIAN
RAGHAVENDRA METRI , MIDSR DENTAL COLLEGE,
VISHWANATHPURAM , AMBAJOGAI ROAD, LATUR,
MAHARASHTRA-413512
INDIAN
ASHWINI BIRADAR , MIDSR DENTAL COLLEGE,
VISHWANATHPURAM , AMBAJOGAI ROAD, LATUR,
MAHARASHTRA-413512
INDIAN

8. Whether the work is published or unpublished : UNPUBLISHED

9. Year and country of first publication and name, address and nationality of the publisher : N.A.

10. Years and countries of subsequent publications, if any, and names, addresses and nationalities of the publishers : N.A.





 DEPUTY REGISTRAR OF COPYRIGHTS

Copyright by Dr Pravin Marure on Comprehensive orthodontic treatment outcome grading system


M.I.D.S.R. Dental College
 LATUR

Shangane
 Principal
 M. I. D. S. R. Dental College
 LATUR

13. Concise tool for orthodontic patient record catalogue (Dr Pravin Marure)




Copyright Office
Government of India



सत्यमेव जयते

Extracts
from the Register
of Copyrights




Dated : 05/07/2021


1. Registration Number	: L-105270/2021
2. Name, address and nationality of the applicant	: PRAVINKUMAR S MARURE, DEPARTMENT OF ORTHODONTICS, MIDSR DENTAL COLLEGE, VISHWANATHPURAM, AMBAJOGAI ROAD, LATUR, MAHARASHTRA-413512 INDIAN
3. Nature of the applicant's interest in the copyright of the work	: AUTHOR
4. Class and description of the work	: LITERARY/ DRAMATIC WORK
5. Title of the work	: CONCISE TOOL FOR ORTHODONTIC PATIENT RECORD CATALOGUE
6. Language of the work	: ENGLISH
7. Name, address and nationality of the author and if the author is deceased, date of his decease	: PRAVINKUMAR S MARURE, DEPARTMENT OF ORTHODONTICS, MIDSR DENTAL COLLEGE, VISHWANATHPURAM, AMBAJOGAI ROAD, LATUR, MAHARASHTRA-413512 INDIAN
8. Whether the work is published or unpublished	: UNPUBLISHED
9. Year and country of first publication and name, address and nationality of the publisher	: N.A.
10. Years and countries of subsequent publications, if any, and names, addresses and nationalities of the publishers	: N.A.
11. Names, addresses and nationalities of the owners of various rights comprising the copyright in the work and the extent of rights held by each, together with particulars of assignments and licences, if any	: PRAVINKUMAR S MARURE, DEPARTMENT OF ORTHODONTICS, MIDSR DENTAL COLLEGE, VISHWANATHPURAM, AMBAJOGAI ROAD, LATUR, MAHARASHTRA-413512 INDIAN
12. Names, addresses and nationalities of other persons, if any, authorized to assign or license of rights comprising the copyright	: N.A.
13. If the work is an 'Artistic work', the location of the original work, including name, address and nationality of the person in possession of the work. (In the case of an architectural work, the year of completion of the work should also be shown).	: N.A.
14. If the work is an 'Artistic work' which is used or capable of being used in relation to any goods or services, the application should include a certification from the Registrar of Trade Marks in terms of the provision to Sub-Section (1) of Section 45 of the Copyright Act, 1957.	: N.A.
15. If the work is an 'Artistic work', whether it is registered under the Designs Act 2000 if yes give details.	: N.A.
16. If the work is an 'Artistic work', capable of being registered as a design under the Designs Act 2000 whether it has been applied to an article through an industrial process and if yes the number of times it is reproduced.	: N.A.
17. Remarks, if any	:

Diary Number : 12571/2021-COVL

Date of registration : 07/05/2021

Date : 07/05/2021






DEPUTY REGISTRAR OF COPYRIGHTS

Copyright by Dr Pravin Marure on Concise tool for orthodontic patient record catalogue


Copyright by Dr Pravin Marure on Concise tool for orthodontic patient record catalogue


Principal
M. I. D. S. R. Dental College
LATUR

14. 'Psr-3d' simple tool for recording the maxillomandibular skeletal malformations in all 3 dimensions



Copyright Office
Government of India



सत्यमेव जयते

Extracts
from the Register
of Copyrights

Dated : 05/04/2021



<p>1. Registration Number</p> <p>2. Name, address and nationality of the applicant</p> <p>3. Nature of the applicant's interest in the copyright of the work</p> <p>4. Class and description of the work</p> <p>5. Title of the work</p> <p>6. Language of the work</p> <p>7. Name, address and nationality of the author and if the author is deceased, date of his demise</p> <p>8. Whether the work is published or unpublished</p> <p>9. Year and country of first publication and name, address and nationality of the publisher</p> <p>10. Years and countries of subsequent publications, if any, and names, addresses and nationalities of the publishers</p> <p>11. Names, addresses and nationalities of the owners of various rights comprising the copyright in the work and the extent of rights held by each, together with particulars of assignments and licences, if any</p> <p>12. Names, addresses and nationalities of other persons, if any, authorized to assign or license of rights comprising the copyright</p> <p>13. If the work is an 'Artistic work', the location of the original work, including the address and nationality of the person in possession of it. In the case of an architectural work, the year of construction should also be shown.</p> <p>14. If the work is a 'Design' which is used or capable of being used as a mode or surface, the application should be made to the Registrar of Trade Marks in terms of section 14 of Section 45 of the Copyright Act.</p> <p>15. If the work is an 'Artistic work', whether it is registered under the Designs Act, 1911. If yes give details.</p> <p>16. If the work is an 'Artistic work', capable of being registered as a design under the Designs Act 2000 whether it has been applied to an article through an industrial process and if yes, the number of times it is reproduced.</p> <p>17. Remarks, if any</p>	<p>L-101691/2021</p> <p>YATISHKUMAR JOSHI, DEPARTMENT OF ORTHODONTICS, MAHARASHTRA INSTITUTE OF DENTAL SCIENCES AND RESEARCH DENTAL COLLEGE, VISHWANATHPURAM, AMBAJOGAI ROAD LATUR MAHARASHTRA-413512 INDIAN</p> <p>OWNER</p> <p>LITERARY/ DRAMATIC WORK PURPOSE OF THIS TOOL IS TO RECORD THE MAXILLO-MANDIBULAR SKELETAL MALFORMATION IN ALL 3 DIMENSIONS.IT IS SIMPLE TO WRITE AND COMMUNICATE.</p> <p>PSR-3D' SIMPLE TOOL FOR RECORDING THE MAXILLO-MANDIBULAR SKELETAL MALFORMATIONS IN ALL 3 DIMENSIONS.</p> <p>ENGLISH</p> <p>YATISHKUMAR JOSHI, DEPARTMENT OF ORTHODONTICS, MAHARASHTRA INSTITUTE OF DENTAL SCIENCES AND RESEARCH DENTAL COLLEGE, VISHWANATHPURAM, AMBAJOGAI ROAD LATUR MAHARASHTRA-413512 INDIAN</p> <p>ANAND AMBEKAR, DEPARTMENT OF ORTHODONTICS, MAHARASHTRA INSTITUTE OF DENTAL SCIENCES AND RESEARCH DENTAL COLLEGE, VISHWANATHPURAM, AMBAJOGAI ROAD LATUR MAHARASHTRA-413512 INDIAN</p> <p>AZHAR MOHAMMED, DEPARTMENT OF ORTHODONTICS, A B SHETTY MEMORIAL INSTITUTE OF DENTAL SCIENCES, DERLAKATTE, MANGALORE-575016 INDIAN</p> <p>UNPUBLISHED</p> <p>N.A.</p> <p>N.A.</p> <p>YATISHKUMAR JOSHI, DEPARTMENT OF ORTHODONTICS, MAHARASHTRA INSTITUTE OF DENTAL SCIENCES AND RESEARCH DENTAL COLLEGE, VISHWANATHPURAM, AMBAJOGAI ROAD LATUR MAHARASHTRA-413512 INDIAN</p> <p>YATISHKUMAR JOSHI, DEPARTMENT OF ORTHODONTICS, MAHARASHTRA INSTITUTE OF DENTAL SCIENCES AND RESEARCH DENTAL COLLEGE, VISHWANATHPURAM, AMBAJOGAI ROAD LATUR MAHARASHTRA-413512 INDIAN</p> <p>N.A.</p> <p>N.A.</p> <p>N.A.</p> <p>DEPUTY REGISTRAR OF COPYRIGHTS</p> <p>N.A.</p>
--	---

Copyright by Dr Yatishkumar Joshi on 'Psr-3d' simple tool for recording the maxillomandibular skeletal malformations in all 3 dimensions

JAN 10 2021
M. I. D. S. R. DENTAL COLLEGE
LATUR

Bangare
Principal
M. I. D. S. R. Dental College
LATUR

15. Demystifying Stage wise Essential Orthodontic Treatment Records Checklist (Dr Pravin Marure)

Extracts
from the Register
of Copyrights

Dated : 28/04/2022

1. Registration Number	: L-114924/2022
2. Name, address and nationality of the applicant	: DR. PRAVINKUMAR S MAROORE, PROFESSOR AND PG GUIDE, DEPARTMENT OF ORTHODONTICS, MIDSR DENTAL COLLEGE, VISHWANATHPURAM, AMBAJOGAI ROAD, LATUR -413512 INDIAN DR SURESH KANGANE, PROFESSOR AND HOD, DEPARTMENT OF ORTHODONTICS, MIDSR DENTAL COLLEGE, VISHWANATHPURAM, AMBAJOGAI ROAD, LATUR -413512 INDIAN DR YATISHKUMAR JOSHI, PROFESSOR AND PG GUIDE, DEPARTMENT OF ORTHODONTICS, MIDSR DENTAL COLLEGE, VISHWANATHPURAM, AMBAJOGAI ROAD, LATUR -413512 INDIAN DR ANAND AMBEKAR, PROFESSOR AND PG GUIDE, DEPARTMENT OF ORTHODONTICS, MIDSR DENTAL COLLEGE, VISHWANATHPURAM, AMBAJOGAI ROAD, LATUR -413512 INDIAN DR AMIT PRAKASH, FLAT NO 206, F BLOCK, MUNDESHWARI ENCLAVE, ASHIYANA PATNA-800014 INDIAN
3. Nature of the applicant's interest in the copyright of the work	: AUTHOR
4. Class and description of the work	: LITERARY/ DRAMATIC WORK DESCRIPTION ABOUT THE CHECKLIST THIS STAGewise ESSENTIAL ORTHODONTIC TREATMENT RECORDS CHECKLIST IS DIVIDED INTO 6 TYPES OF TREATMENT PLAN POSSIBILITIES TYPE I, II, III, IV, V, VI AND 7 STAGE 1.
5. Title of the work	: DEMYSTIFYING STAGewise ESSENTIAL ORTHODONTIC TREATMENT RECORDS CHECKLIST
6. Language of the work	: ENGLISH
7. Name, address and nationality of the author and if the author is deceased, date of his decease	: DR. PRAVINKUMAR S MAROORE, PROFESSOR AND PG GUIDE, DEPARTMENT OF ORTHODONTICS, MIDSR DENTAL COLLEGE, VISHWANATHPURAM, AMBAJOGAI ROAD, LATUR -413512 INDIAN DR SURESH KANGANE, PROFESSOR AND HOD, DEPARTMENT OF ORTHODONTICS, MIDSR DENTAL COLLEGE, VISHWANATHPURAM, AMBAJOGAI ROAD, LATUR -413512 INDIAN DR YATISHKUMAR JOSHI, PROFESSOR AND PG GUIDE, DEPARTMENT OF ORTHODONTICS, MIDSR DENTAL COLLEGE, VISHWANATHPURAM, AMBAJOGAI ROAD, LATUR -413512 INDIAN DR ANAND AMBEKAR, PROFESSOR AND PG GUIDE, DEPARTMENT OF ORTHODONTICS, MIDSR DENTAL COLLEGE, VISHWANATHPURAM, AMBAJOGAI ROAD, LATUR -413512 INDIAN DR AMIT PRAKASH, FLAT NO 206, F BLOCK, MUNDESHWARI ENCLAVE, ASHIYANA PATNA-800014 INDIAN
8. Published or unpublished	: UNPUBLISHED
9. Name of the publisher and name, address and city	: N.A.
10. Name of subsequent publications, if any, and names and addresses of the publishers	: N.A.


DEPUTY REGISTRAR OF COPYRIGHTS

Copyright- Demystifying Stage wise Essential Orthodontic Treatment Records Checklist (Dr Pravin Marure)


M.I.D.S.R. Dental College
LATUR


Principal
M. I. D. S. R. Dental College
LATUR

(16. Classification of Pathological Calcifications (Dr Varsha Sangle)




Copyright Office
Government of India



सत्यमेव जयते

Extracts
from the Register
of Copyrights

Dated: 09/03/2022



<p>1. Registration Number</p> <p>2. Name, address and nationality of the applicant</p> <p>3. Nature of the applicant's interest in the copyright of the work</p> <p>4. Class and description of the work</p> <p>5. Title of the work</p> <p>6. Language of the work</p> <p>7. Name, address and nationality of the author and of the author is deceased, date of its decease</p> <p>8. Whether the work is published or unpublished</p> <p>9. Year and country of first publication and name, address and nationality of the publisher</p> <p>10. Year and countries of subsequent publications, if any, and names, addresses and nationalities of the publishers</p> <p>11. Names, addresses and nationalities of the owners, assignors or heirs comprising the copyright in the work and the extent of rights held by each, together with particulars of assignments and licenses if any</p>	<p>L-112811/2022</p> <p>VARSHA SANGLE, DEPARTMENT OF ORAL PATHOLOGY, MIDSR DENTAL COLLEGE AND HOSPITAL, LATUR-413512 INDIAN SMITA CHAWARE, DEPARTMENT OF ORAL PATHOLOGY, MIDSR DENTAL COLLEGE AND HOSPITAL, LATUR-413512 INDIAN GAURI HEGALE, DEPARTMENT OF PERIODONTICS, MIDSR DENTAL COLLEGE AND HOSPITAL, LATUR-413512 INDIAN ASHWINI BERADAR, DEPARTMENT OF COMMUNITY DENTISTRY, MIDSR DENTAL COLLEGE AND HOSPITAL, LATUR-413512 INDIAN</p> <p>AUTHOR</p> <p>LITERARY, DRAMATIC WORK</p> <p>CLASSIFICATION OF PATHOLOGICAL CALCIFICATIONS</p> <p>ENGLISH</p> <p>VARSHA SANGLE, DEPARTMENT OF ORAL PATHOLOGY, MIDSR DENTAL COLLEGE AND HOSPITAL, LATUR-413512 INDIAN SMITA CHAWARE, DEPARTMENT OF ORAL PATHOLOGY, MIDSR DENTAL COLLEGE AND HOSPITAL, LATUR-413512 INDIAN GAURI HEGALE, DEPARTMENT OF PERIODONTICS, MIDSR DENTAL COLLEGE AND HOSPITAL, LATUR-413512 INDIAN ASHWINI BERADAR, DEPARTMENT OF COMMUNITY DENTISTRY, MIDSR DENTAL COLLEGE AND HOSPITAL, LATUR-413512 INDIAN</p> <p>UNPUBLISHED</p> <p>N/A</p> <p>N/A</p> <p>VARSHA SANGLE, DEPARTMENT OF ORAL PATHOLOGY, MIDSR DENTAL COLLEGE AND HOSPITAL, LATUR-413512 INDIAN SMITA CHAWARE, DEPARTMENT OF ORAL PATHOLOGY, MIDSR DENTAL COLLEGE AND HOSPITAL, LATUR-413512 INDIAN GAURI HEGALE, DEPARTMENT OF PERIODONTICS, MIDSR DENTAL COLLEGE AND HOSPITAL, LATUR-413512 INDIAN ASHWINI BERADAR, DEPARTMENT OF COMMUNITY DENTISTRY, MIDSR DENTAL COLLEGE AND HOSPITAL, LATUR-413512 INDIAN</p>
--	--

Principal

M. I. D. S. R. Dental College
LATUR

Copyright by Dr Varsha Sangle on Classification of Pathological Calcifications

Dr. S. S. Sangam
Principal
M. I. D. S. R. Dental College
LATUR

17. oxycodone and naloxone-based composition(Dr Pragya Bhatnagar)

(12) PATENT APPLICATION PUBLICATION

(21) Application No. 202221056082 A

(19) INDIA

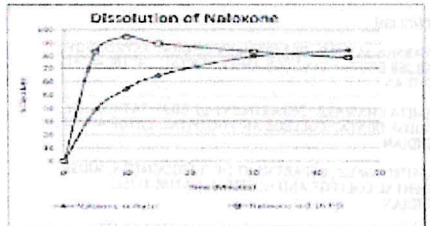
(22) Date of filing of Application :30/09/2022

(43) Publication Date : 14/10/2022

(54) Title of the invention : OXYCODONE AND NALOXONE-BASED COMPOSITION FOR TREATING THE PAIN OF THE PATIENT

<p>(51) International Classification: A61K31/00, A61P29/00, A61K31/00, A61K31/00, A61K31/00</p> <p>(52) International Application No. Filing Date: NA</p> <p>(53) International Publication No. Filing Date: NA</p> <p>(54) Name of Applicant: NA</p> <p>(55) Filing Date: NA</p> <p>(56) Date of Publication: NA</p>	<p>(11) Name of Applicant: 1528. Ramesh Varde Address of Applicant: Principal Shri Ramkrishna Institute of Pharmacy, Jalgaon, Madhya Pradesh, India</p> <p>1529. Mohd. Wasim Khan 1530. Shivani Mishra 1531. Kishan Kumar 1532. Anurag Singh 1533. Pragya Bhatnagar 1534. Chandra Sekhar Shukla 1535. Madhusudan Mishra 1536. Anurag Singh 1537. Chander Mehta 1538. Madhusudan Mishra 1539. Anurag Singh 1540. Shivani Mishra 1541. Anurag Singh 1542. Madhusudan Mishra 1543. Anurag Singh 1544. Shivani Mishra 1545. Anurag Singh 1546. Madhusudan Mishra 1547. Anurag Singh 1548. Shivani Mishra 1549. Anurag Singh 1550. Madhusudan Mishra 1551. Anurag Singh 1552. Shivani Mishra 1553. Anurag Singh 1554. Madhusudan Mishra 1555. Anurag Singh 1556. Shivani Mishra 1557. Anurag Singh 1558. Madhusudan Mishra 1559. Anurag Singh 1560. Shivani Mishra 1561. Anurag Singh 1562. Madhusudan Mishra 1563. Anurag Singh 1564. Shivani Mishra 1565. Anurag Singh 1566. Madhusudan Mishra 1567. Anurag Singh 1568. Shivani Mishra 1569. Anurag Singh 1570. Madhusudan Mishra 1571. Anurag Singh 1572. Shivani Mishra 1573. Anurag Singh 1574. Madhusudan Mishra 1575. Anurag Singh 1576. Shivani Mishra 1577. Anurag Singh 1578. Madhusudan Mishra 1579. Anurag Singh 1580. Shivani Mishra 1581. Anurag Singh 1582. Madhusudan Mishra 1583. Anurag Singh 1584. Shivani Mishra 1585. Anurag Singh 1586. Madhusudan Mishra 1587. Anurag Singh 1588. Shivani Mishra 1589. Anurag Singh 1590. Madhusudan Mishra 1591. Anurag Singh 1592. Shivani Mishra 1593. Anurag Singh 1594. Madhusudan Mishra 1595. Anurag Singh 1596. Shivani Mishra 1597. Anurag Singh 1598. Madhusudan Mishra 1599. Anurag Singh 1600. Shivani Mishra 1601. Anurag Singh 1602. Madhusudan Mishra 1603. Anurag Singh 1604. Shivani Mishra 1605. Anurag Singh 1606. Madhusudan Mishra 1607. Anurag Singh 1608. Shivani Mishra 1609. Anurag Singh 1610. Madhusudan Mishra 1611. Anurag Singh 1612. Shivani Mishra 1613. Anurag Singh 1614. Madhusudan Mishra 1615. Anurag Singh 1616. Shivani Mishra 1617. Anurag Singh 1618. Madhusudan Mishra 1619. Anurag Singh 1620. Shivani Mishra 1621. Anurag Singh 1622. Madhusudan Mishra 1623. Anurag Singh 1624. Shivani Mishra 1625. Anurag Singh 1626. Madhusudan Mishra 1627. Anurag Singh 1628. Shivani Mishra 1629. Anurag Singh 1630. Madhusudan Mishra 1631. Anurag Singh 1632. Shivani Mishra 1633. Anurag Singh 1634. Madhusudan Mishra 1635. Anurag Singh 1636. Shivani Mishra 1637. Anurag Singh 1638. Madhusudan Mishra 1639. Anurag Singh 1640. Shivani Mishra 1641. Anurag Singh 1642. Madhusudan Mishra 1643. Anurag Singh 1644. Shivani Mishra 1645. Anurag Singh 1646. Madhusudan Mishra 1647. Anurag Singh 1648. Shivani Mishra 1649. Anurag Singh 1650. Madhusudan Mishra 1651. Anurag Singh 1652. Shivani Mishra 1653. Anurag Singh 1654. Madhusudan Mishra 1655. Anurag Singh 1656. Shivani Mishra 1657. Anurag Singh 1658. Madhusudan Mishra 1659. Anurag Singh 1660. Shivani Mishra 1661. Anurag Singh 1662. Madhusudan Mishra 1663. Anurag Singh 1664. Shivani Mishra 1665. Anurag Singh 1666. Madhusudan Mishra 1667. Anurag Singh 1668. Shivani Mishra 1669. Anurag Singh 1670. Madhusudan Mishra 1671. Anurag Singh 1672. Shivani Mishra 1673. Anurag Singh 1674. Madhusudan Mishra 1675. Anurag Singh 1676. Shivani Mishra 1677. Anurag Singh 1678. Madhusudan Mishra 1679. Anurag Singh 1680. Shivani Mishra 1681. Anurag Singh 1682. Madhusudan Mishra 1683. Anurag Singh 1684. Shivani Mishra 1685. Anurag Singh 1686. Madhusudan Mishra 1687. Anurag Singh 1688. Shivani Mishra 1689. Anurag Singh 1690. Madhusudan Mishra 1691. Anurag Singh 1692. Shivani Mishra 1693. Anurag Singh 1694. Madhusudan Mishra 1695. Anurag Singh 1696. Shivani Mishra 1697. Anurag Singh 1698. Madhusudan Mishra 1699. Anurag Singh 1700. Shivani Mishra</p>
---	--

(57) Abstract: OXYCODONE AND NALOXONE-BASED COMPOSITION FOR TREATING THE PAIN OF THE PATIENT. Oxycodone provides effective relief of pain, moderate-to-severe pain and should be prescribed as part of a multimodal approach to pain management when other treatments have failed. First-line opioid analgesics (morphine, oxycodone, hydrocodone, buprenorphine, fentanyl, tramadol, etc.) are used to relieve the acute pain of opioid withdrawal. Oxycodone is a potent analgesic with the rapid onset of action, which has a high degree of oral bioavailability when administered orally. The formulation has a pleasant taste, is easy to swallow, and is suitable for use in patients with a history of opioid use. The formulation has a pleasant taste, is easy to swallow, and is suitable for use in patients with a history of opioid use.



No. of Pages : 15 No. of Claims : 1

Patent by Dr Pragya Bhatnagar on oxycodone and naloxone-based composition

Bangani
Principal
M. I. D. S. R. Dental College
LATUR

18. Treating periodontal disease using herbal formulation (Dr Pragya Bhatnagar)

(12) PATENT APPLICATION PUBLICATION (21) Application No.202241065537 A
 (19) INDIA
 (22) Date of filing of Application :16/11/2022 (43) Publication Date : 25/11/2022

(54) Title of the invention : TREATING PERIODONTAL DISEASE USING HERBAL FORMULATION

<p>(51) International classification A61K0016210000, A61K0036670000, A61K0036185000, A61K0036906600, A61K0036280000</p> <p>(52) International Application No PCT/IN Filing Date 01/01/1900</p> <p>(57) International Publication No NA</p> <p>(58) Patent of Addition to Application Number NA Filing Date NA</p> <p>(59) Divisional to Application Number NA Filing Date NA</p>	<p>(71) Name of Applicant : 1) Mr. Darfa Raja Address of Applicant Assistant Professor Jogipalli B R Pharmacy College Survey No 156 To 162, Anandapur X Road, Yerrakapally, Mothubad, Hyderabad, Telangana -500075 India</p> <p>2) Mr. Pavan Kumar Krossari 3) Dr. Ragesh Soni 4) Mr. P. Sivasubramanian 5) Ms. Shama Jais 6) Mr. Saurabh Sandole 7) Dr. Pragya Bhatnagar 8) Dr. Bihwan Mishra 9) Dr. Sanjay Kumar Karan 10) Mr. Binwa Ranjan Mohanti 11) Dr. Ramadevi Korui 12) Dr G. Chandra Sekhara Rao</p> <p>Name of Applicant : NA Address of Applicant : NA</p> <p>(72) Name of Inventor : 1) Mr. Darfa Raja Address of Applicant Assistant Professor Jogipalli B R Pharmacy College Survey No 156 To 162, Anandapur X Road, Yerrakapally, Mothubad, Hyderabad, Telangana -500075 India</p> <p>2) Mr. Pavan Kumar Krossari Address of Applicant Associate Professor Department of Pharmaceutics Santizaru college of pharmacy, Nizampet, NIF40, Nizampet Pincode 518501 Andhrapradesh</p> <p>3) Dr. Ragesh Soni Address of Applicant Prof. (Dr.) Ragesh Soni, (M. Pharm-Pharmacology) (PhD Pharmacology & Clinical Pharmacy) Professor, B. R. Nalata College of Pharmacy, Faculty of Pharmacy, Ph.D. Coordinator & Associate Dean Research Mandhata University, Mandhata - 458001, Madhya Pradesh, India</p> <p>4) Mr. P. Sivasubramanian Address of Applicant Associate Professor SNS College of Pharmacy and Health Sciences, Cuttack, Tatali Nuda, India</p> <p>5) Ms. Shama Jais Address of Applicant Assistant professor College of Pharmacy, SAM GLOBAL UNIVERSITY, District. Raipur, City Bhopal pin. 464551, Madhya Pradesh, India</p> <p>6) Mr. Saurabh Sandole Address of Applicant Dr. J.J. Magham Pharmacy College, Jyasingpur Shirdi-ward Road, Near M.S.E.B. Office, Jyasingpur Pin code- 416101, Maharashtra, India</p> <p>7) Dr. Pragya Bhatnagar Address of Applicant Tutor, Department of Oral Pathology, Maharashtra Institute of Dental Sciences, MIDSR Medical College Campus, Latur, Maharashtra- 431512, India</p> <p>8) Dr. Bihwan Mishra Address of Applicant Assistant professor, Institute of Pharmacy and Technology, Salpur, Cuttack, Odisha- 754202, India</p> <p>9) Dr. Sanjay Kumar Karan Address of Applicant Professor Seemana Institute of pharmaceutical sciences, A/pto- Pharpokhera Dist-Masurbhanj Odisha, India</p> <p>10) Mr. Binwa Ranjan Mohanti Address of Applicant Professor, Institute of Pharmacy and Technology, Salpur Cuttack - 754202, Odisha, India</p> <p>11) Dr. Ramadevi Korui Address of Applicant Professor Rajha College of Pharmacy Dahanu, Viodhapuram - 531162, Andhra Pradesh, India</p> <p>12) Dr G. Chandra Sekhara Rao Address of Applicant Professor, Vignia Institute of Pharmaceutical Technology, Duvvada, Viodhapuram - 530649, Andhra Pradesh, India</p>
---	---

(57) Abstract
 TREATING PERIODONTAL DISEASE USING HERBAL FORMULATION A method of treating periodontal disease using herbal formulation. Selecting from the group consisting of *Silybum marianum* and *Carosum longu*, in concentrations constituting 30% to 40% of the present herbal composition. Standardizing the extract which comprising 2 to 8% procyanidin from *Cinnamon verum*, 8 to 25% chebulagic acid and 15 to 10% chebulinic acid obtained from *Terminalia chebula*. The weight ratio of the green salt to the achy rootless root, the long pepper, the ovate leaf holly bark, the eucalyptus leaf and the desmodium officinale. Storing the extract at room temperature and the herbal medicine extract is filtered a cosmetic skin external preparation for skin. Containing the mixture of the medicinal substance and the olive oil so that air does not pass through and then storing the mixture at room temperature.

No. of Pages : 15 No. of Claims : 1

Patent by Dr Pragya Bhatnagar on Treating periodontal disease using herbal formulation

Patent by Dr Sandeep Kore on Implementation of low-level laser therapy in dentistry

M. I. D. S. R. Dental College
 LATUR

Prangana
 Principal
 M. I. D. S. R. Dental College
 LATUR

19. Patent-Implementation of low-level laser therapy in dentistry (Dr Sandeep Fere)

(12) PATENT APPLICATION PUBLICATION (21) Application No.202231071601 A
 (19) INDIA
 (22) Date of filing of Application :12/12/2022 (43) Publication Date : 23/12/2022

(54) Title of the invention : IMPLEMENTATION OF LOW-LEVEL LASER THERAPY IN DENTISTRY

<p>(51) International classification: A61N005060000, A61C008000000, A61C001000000, A61B0018200000, A61B0018000000</p> <p>(56) International Application No: PCT/IN/2022/0101/1900 Filing Date: 01/01/1900</p> <p>(57) International Publication No: NA</p> <p>(61) Patent of Addition to Application Number: NA Filing Date: NA</p> <p>(62) Divisional to Application Number: NA Filing Date: NA</p>	<p>(71) Name of Applicant: 1) Dr. Kanchan Sharma Address of Applicant: Assistant Professor, Aawadh Dental College and Hospital, Jarnalhpur, Barikand, India 2) Dr. Swarnarabha Ashok 3) Dr. Arastrika Mukherjee 4) Dr. Nirulak Yadav 5) Dr. Sandeep Suresh Fere 6) Dr. Pratik Kawade 7) Dr. Tharini S 8) Dr. Manvi Chandra Agarwal 9) Dr. Adhutesh Agarwal 10) Dr. Milind Rajan 11) Dr. Shubham Gupta 12) Dr. Sai Sagar Name of Applicant: NA Address of Applicant: NA</p> <p>(72) Name of Inventor: 1) Dr. Kanchan Sharma Address of Applicant: Assistant Professor, Aawadh Dental College and Hospital, Jarnalhpur, Barikand, India 2) Dr. Swarnarabha Ashok Address of Applicant: Managing Director, Dns Smile Care & Private Practitioner No. 29, Mubai Street, Azam, Purneri Tahak, Thiruvallur district-601101, Tamil Nadu, India 3) Dr. Arastrika Mukherjee Address of Applicant: Senior Resident Vinusree Medical College, Burla, Odisha, India 4) Dr. Nirulak Yadav Address of Applicant: Consultant Periodontist, Kritanjali Dental Care, District Bulandshahr, Uttar Pradesh, India 5) Dr. Sandeep Suresh Fere Address of Applicant: Associate Professor, Department of Prosthodontics, Maharashtra Institute of Dental Science and Research (Dental College), Latur Maharashtra, India 6) Dr. Pratik Kawade Address of Applicant: Postgraduate student, Department of Prosthodontics, Maharashtra Institute of Dental Science and Research (Dental College), Latur Maharashtra, India 7) Dr. Tharini S Address of Applicant: Assistant Professor, Department of Oral and Maxillofacial Surgery, Savertha Dental College, Chennai - 600077, Tamil Nadu, India 8) Dr. Manvi Chandra Agarwal Address of Applicant: Professor, Department of Periodontology and Implantology, Institute of Dental Sciences, Bareilly, Uttar Pradesh, India 9) Dr. Adhutesh Agarwal Address of Applicant: Senior Lecturer, Department of Periodontology and Implantology, Institute of Dental Sciences, Bareilly, Uttar Pradesh, India 10) Dr. Milind Rajan Address of Applicant: Assistant Professor, Department of Pediatric and Preventive Dentistry, M. A. Rangooowala College of Dental Sciences & Research Centre, Pune, Maharashtra, India 11) Dr. Shubham Gupta Address of Applicant: Designation-Senior Lecturer (Aawadh Dental College, Jarnalhpur) Doctors colony, Ratanbagar, Raiganj, West Bengal, India 12) Dr. Sai Sagar Address of Applicant: Senior House Surgeon, Govt. Hospital, Neyyattinkara, TC-81/2259 Thiruvananthapuram-695001, Kerala, India</p>
---	--

(57) Abstract
 IMPLEMENTATION OF LOW-LEVEL LASER THERAPY IN DENTISTRY A method for implementation of low-level laser therapy in dentistry. The method comprises a 5 dental prosthesis to be integrated into a cavity in a jaw bone of a specific patient defining a jaw cavity, inserting a tip of an optical fiber into the treatment liquid within the root canal, the optical fiber extending along a fiber axis. The alterations in photosensitive function are the primary reactions and subsequent alterations in cellular signaling, and cellular functions are secondary reactions, wherein the depth of energy penetration is biased by several factors, 10 including wavelength, optical and temperature features, strength. Immersing at least a portion of the tip into a fluid reservoir located in the treatment pocket, the fluid reservoir holding a first fluid. Removing calculus deposits in or proximate the treatment pocket by pushing the laser light source at an energy level of less a pulse width.

No. of Pages : 15 No. of Claims : 1

Patent by Dr Sandeep Fere on Implementation of low-level laser therapy in dentistry

[Faint signature and stamp on the left side of the page]

[Handwritten signature: Sangam]
Principal
M. I. D. S. R. Dental College
LATUR