



MAEER'S
MAHARASHTRA INSTITUTE OF DENTAL
SCIENCES & RESEARCH (DENTAL COLLEGE)



Address: Vishwnath Puram
Ambajogai Road Latur.
413531 (Maharashtra)

Tel. (02382) 228063, 227703,
227444, fax : (02382) 228063

Email:
principal@mitmidsr.edu.in
midsr.latur@gmail.com
Website: www.mitmidsr

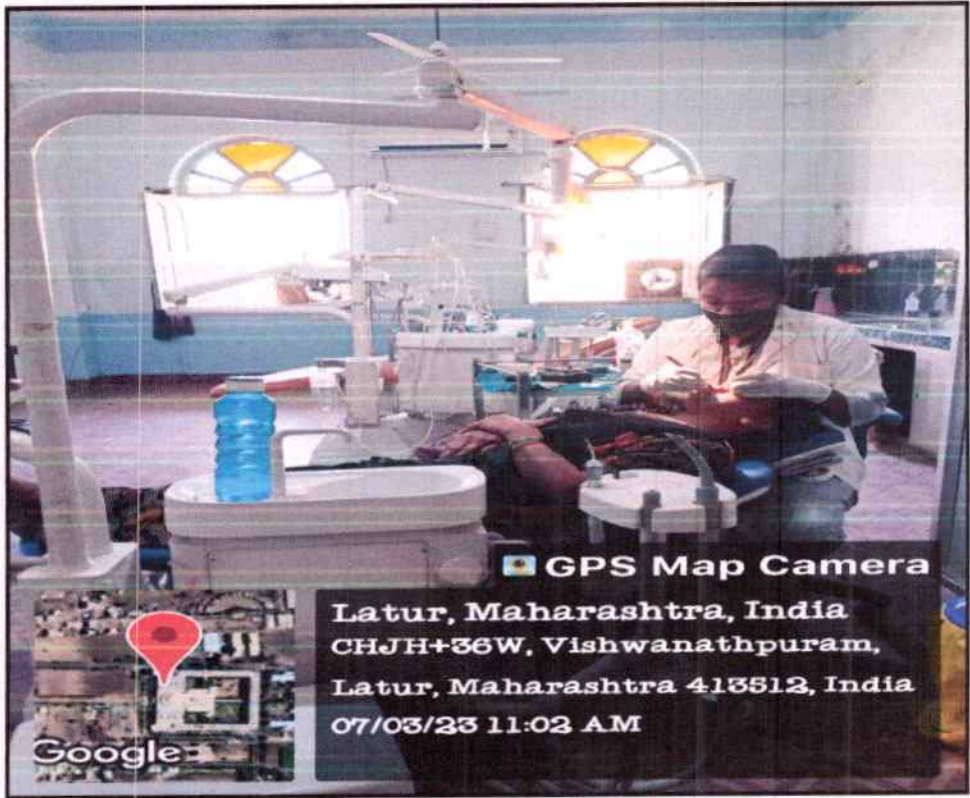
Geo-tagged Photographs & Usages Record of Specialized Clinics

Geotag Photographs of specialized clinics

Index

1.	Integrated clinic
2.	Implant clinic
3.	Geriatric clinic
4.	Special health care need clinic
5.	Tobacco cessation clinic
6.	Esthetic clinic


Principal
M. I. D. S. R. Dental College
LATUR



Inter Disciplinary Specialty Clinic

Rangan
Principal
M. I. D. S. R. Dental College
LATUR

MIDSR Dental College, Latur
List of Students Trained In Intigrated Clinic

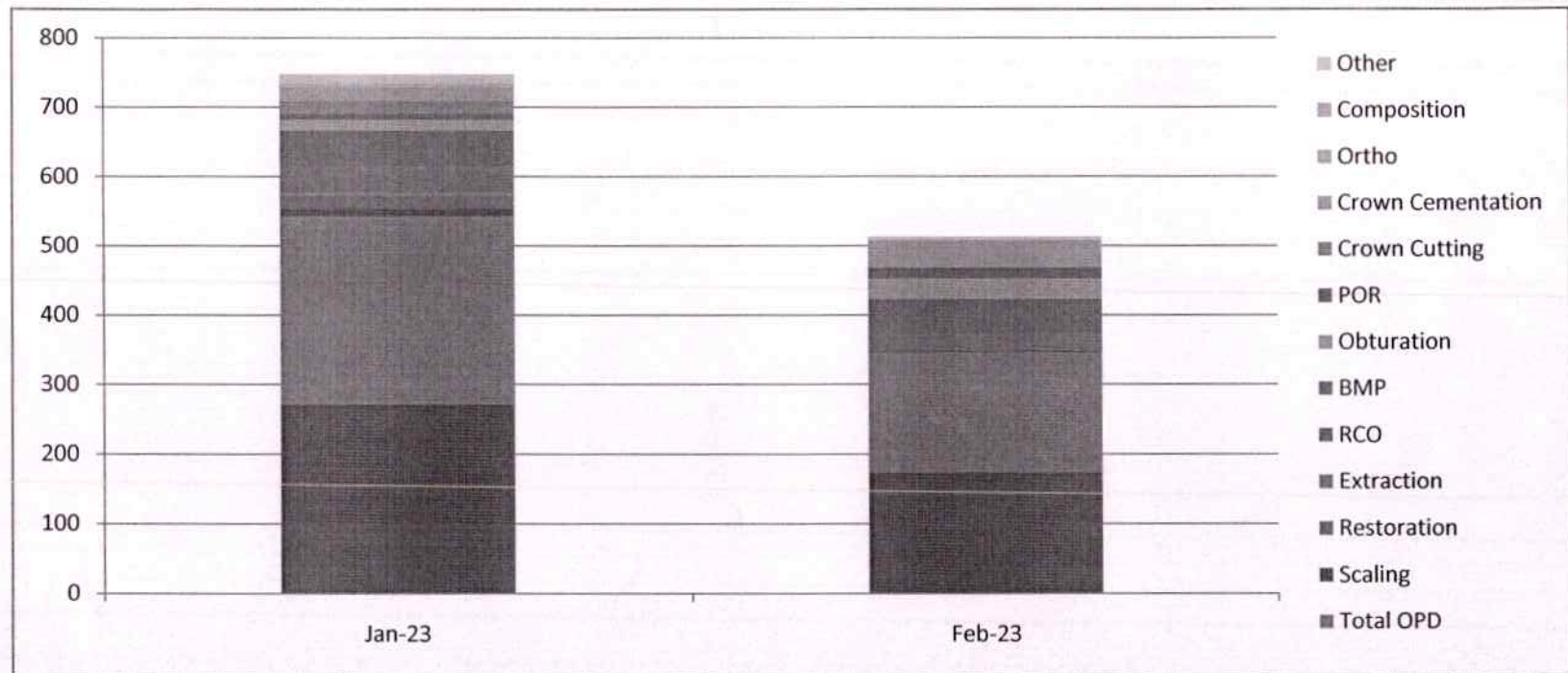
Sr. No.	Name of the Student	Department
1	Chinchansure Pranoti Shivkumar	Prosthodontics
2	Kawade Pratish Prabhakar	Prosthodontics
3	Langote Pooja Kishor	Prosthodontics
4	Chavan Bhagyashree Pravinsing	Prosthodontics
5	Ghuge Jayshree Uttam	Prosthodontics
6	Raut Shivani Rahul	Prosthodontics
7	Danave Samruddhi Pradip	Oral surgery
8	Minal Sonare	Oral surgery
9	Sorate Ajay Madhukar	Oral surgery
10	Bhapkar Priyanka Shivaji	Oral surgery
11	Doshi Paras Vishwajit	Oral surgery
12	Jaju Varsha Ramesh	Oral surgery
13	Kande Poonam Sampat	Periodontics
14	Math Anusha	Periodontics
15	Nagime Shital Chandraprakash	Periodontics
16	Agarwal Ashutosh Rajesh	Periodontics
17	Palkar Nikita Vikasrao	Periodontics
18	Patil Surbhi Devidas	Periodontics


Principal
M.I.D.S.R. Dental College.
LATUR


Principal
M. I. D. S. R. Dental College
LATUR

MIDSR DENTAL COLLEGE & HOSPITAL, LATUR
DEPT. OF IDSC
MONTHLY & YEARLY CENSUS FOR THE YEAR 2023

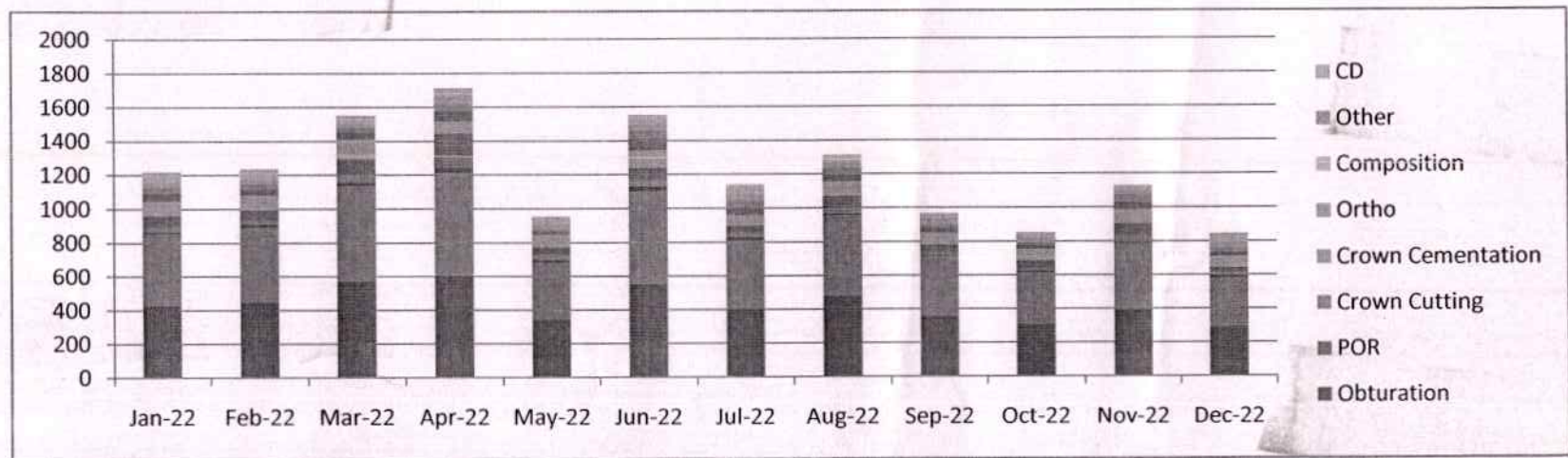
Month	New OPD	Old OPD	Total OPD	Scaling	Restoration	Extraction	RCO	BMP	Obturation	POR	Crown Cutting	Crown Cementation	Ortho	Composition	Other	Payment
Jan-23	99	172	271	11	19	5	39	51	15	9	18	19	3	3	14	55750
Feb-23	0	173	173	1	5	0	21	50	29	16	1	38	1	0	5	46750
Total	99	345	444	12	24	5	60	101	73	25	19	57	4	3	19	102500



Kayan
Principal
M. I. D. S. R. Dental College
LATUR

MIDSR DENTAL COLLEGE & HOSPITAL, LATUR
DEPT. OF IDSC
MONTHLY & YEARLY CENSUS FOR THE YEAR 2022

Month	New OPD	Old OPD	Total OPD	Scaling	RVG	Restoration	Extraction	RCO	BMP	Obturation	POR	Crown Cutting	Crown Cementation	Ortho	Composition	Other	CD	Payment
Jan-22	128	301	429	7	0	34	0	62	86	45	37	26	33	6	5	19	0	101320
Feb-22	164	283	447	15	0	24	0	63	86	33	34	25	20	16	7	19		95375
Mar-22	204	365	569	17	0	46	0	90	119	40	30	17	19	10	8	18	0	121800
Apr-22	167	439	606	29	0	0	69	137	69	57	45	49	9	0	6	33	0	151825
May-22	109	233	342	12	0	34	0	41	79	10	16	32	29	11	1	6	0	72310
Jun-22	208	343	551	26	0	38	0	74	100	73	51	34	24	11	8	11	0	130350
Jul-22	115	290	405	17	0	28	0	41	62	42	39	38	39	10	7	8	0	101350
Aug-22	190	287	477	11	0	31	0	73	86	39	40	30	23	8	10	6	0	102050
Sep-22	124	232	356	8	0	16	0	45	68	27	25	30	20	2	4	10	0	74750
Oct-22	76	232	308	7	0	18	0	44	68	19	19	28	21	6	1	6	0	60110
Nov-22	136	257	393	9	0	38	0	69	81	44	44	26	17	6	2	7	0	107425
Dec-22	82	208	290	16	0	21	0	27	64	25	25	34	32	6	0	15	0	81500
Total	1703	3470	4490	174	0	328	69	766	968	454	405	369	286	92	59	158	0	1200165



Principal
M.I.I. Dental College
LATUR



Implant Room

Kanya
Principal
M. I. D. S. R. Dental College
LATUR

**Maharashtra Institute of Dental Sciences & Research (Dental College), Latur
Department of Prosthodontics & Crown & Bridge**

SOP for Implant Dentistry

Aim: Guidelines to be followed while replacing missing or un-restorable teeth with the help of implant dentistry.

- This procedure is a team work between implantologist and restorative dentist.
- All the options (removable dentures, fixed teeth and implants) should explained.
- Indications and contraindications and expenditure of implants should explained.
- Necessary investigation for the treatment should be advice
- To determine where and how implant should be placed. Depending on specific condition and the type of implant chosen, a treatment plan tailored to meet the patient needs.
- Patients return consent should be taken
- patient should deposit 50% of the expected costs to the institute at first visit
- With sterilization and asepsis implant should be placed
- On the day of suture removal, tell the patient to deposit rest of the Amount before suture removal.
- After waiting for appropriate period of time prosthesis should be delivered
- Keep the patient under post-operative care protocol.
- In case of training programmed for PG it is responsibility of operating dentist and PG students to inform and take guidance of HOD.

Responsibility: Operating dentist and assistant

Reference record: Case paper register for implant register, Postgraduates work done register, implant room usage register

Sanya
Principal
M. I. D. S. R. Dental College
LATUR

MIDSR Dental College, Latur
List of Students Trained In Implant Clinic

Sr. No.	Name of the Student	Department
1	Chinchansure Pranoti Shivkumar	Prosthodontics
2	Kawade Pratish Prabhakar	Prosthodontics
3	Langote Pooja Kishor	Prosthodontics
4	Chavan Bhagyashree Pravinsing	Prosthodontics
5	Ghuge Jayshree Uttam	Prosthodontics
6	Raut Shivani Rahul	Prosthodontics
7	Danave Samruddhi Pradip	Oral surgery
8	Minal Sonare	Oral surgery
9	Sorate Ajay Madhukar	Oral surgery
10	Bhapkar Priyanka Shivaji	Oral surgery
11	Doshi Paras Vishwajit	Oral surgery
12	Jaju Varsha Ramesh	Oral surgery
13	Kande Poonam Sampat	Periodontics
14	Math Anusha	Periodontics
15	Nagime Shital Chandraprakash	Periodontics
16	Agarwal Ashutosh Rajesh	Periodontics
17	Palkar Nikita Vikasrao	Periodontics
18	Patil Surbhi Devidas	Periodontics

Kanya

Principal

A. I. D. S. R. Dental College
LATUR

[Signature]

Principal
M.I.D.S.R. Dental College,
LATUR

Implant

Sl. No.	Date	Name of Department	Name of Pr.	Pt. Name	No. of Implants	Name of Staff
29.	28/8/16	Prosth.	D	Arundati Birajdar	1	Dr. Gajjar
30.	28/9/16	O.S.		Shridhar Tompe	1	
31.	30/9/16	Perio	Dr. Sushhi	Aika Munde	1	Dr. Ankumar
32.	8/10/16	O.S.		Sajantani Tandle	1	
33.	17/10/16	O.S.		Laxman Pujari	2	
34.	4/10/16	Perio	Dr. Snehal	Sanita Sathe	1	Dr. Ankumar
35.	01/11/16	O.S.		Ramkisan Bawle	1	
36.	22/12/16	Perio	Dr. Sushhi	Nishat Shaikh	1	Dr. Ankumar
37.	12/1/17	Perio	Dr. Sushhi	Nishat Shaikh	1	Dr. Ankumar
38.	20/1/17	Perio	Dr. Snehal	Ashok Shete	1	Dr. Ankumar
	8/2/17	Perio	Dr. Sushhi	Anwar Pathan	1	Dr. Ankumar
40.	9/2/17	Prosth.	Dr. Vidya	Preeti Khamadmal	1	
41.	9/2/17	Prosth.	Dr. Anil	Sandeep Bawale	1	
42.	23/2/17	Prosth.	Dr. Vidya	Sonika Mewale	1	
43.	17/3/17	Prosth.	Dr. Vidya	Balaji Tadhar	1	

Sl. No.	Date	Dept	PGI Name	Dt Name	No. of implant	Staff Name
44.	7/3/17	Prosthodontics	Dr. Ashim	Pratibha Kaladi	2	
45.	9/3/17	Prosthodontics	Dr. Vidya	Karumant Salgar	2	
46.	10/3/17	Perio	Dr. Snehal	Kabanti Aade	1	Dr. Anurag
47.	4/5/17	O.S.		Ravi Kadam	1	
48.	25/5/17	O.S.		Maruti Masale	2	
49.	31/5/17	Prosthodontics	Dr. Prashant	Anuradha Dhage	4	
50.	1/6/17	Prosthodontics	Dr. Prashant	Sunil Jekar	2	
51.	10/6/17	O.S.		Ravikant Kange	1	
52.	8/7/17	O.S.		Ramrath Nagarpje	1	
53.	8/7/17	O.S.		Mansi Pawar	1	
54.	14/7/17	O.S.		Rohan Nagarpje	1	
55.	29/8/17	O.S.		Lalita Jochi	1	
56.	11/9/17	O.S.		Laxmibai Jurease	1	
57.	27/9/17	Prosthodontics	Dr. Madhuri	Ankita Trani	1	
58.	11/10/17	Prosthodontics	Dr. Pooja	Ganesh Yette	3	
59.	16/10/17	Prosthodontics	Dr. Deepali	Kaveed Surtumkar	1	


 Principal
 M. I. D. S. R. Dental College
 LATUR

Sr. No.	Date	Dept	Pgt Name	Pt Name	No. of implant	Staff name
60	21/1/17	Paratho	Dr. madhuri	Nikhil Nilange	2	
61	22/1/17	Paratho	Dr. madhuri	Seema madewar	2	
62	24/1/17	O.S.		Usha Kulkarni	1	
63	24/1/17	O.S.		Paranav ghodke	1	
64	5/12/17	O.S.		Rohini Kedar	1	
65	25/1/17	Paratho	Dr. Prashant	Chandrakash Parbat	2	
66	5/12/17	Paratho	Dr. varsha	Shital solunke	4	
67	7/12/17	Paratho	Dr. varsha	Manisha Ingle	1	
68	20/12/17	Paratho	Dr. madhuri	Rohini Taiwade	1	
69	28/12/17	Perio	Dr. snehal	Ranjana shelke	1	Dr. omkumar
70	2/1/18	O.S.		Bhagyashri Kamble	1	
71	3/1/18	Perio	Dr. monali	Dr. Datta kale	1	Dr. omkumar
72	12/1/18	O.S.		manishi mane	1	
73	22/1/18	Perio	Dr. vinuthali	Rajashri kopre	1	ms. gauri
74	8/3/18	Perio	Dr. smita	Sharatkeshmi Hegde	1	Dr. omkumar
75	2/4/18	O.S.		manisha mane	1	

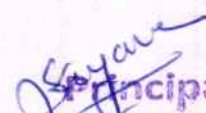
Konyal

Principal

M. I. D. S. R. Dental College

LATUR

Sr No	Date	Dept	Pgt Name	Dt Name	No. of implants	Staff name
76	4/4/18	O.S.		mansi Mahale	1	
77	31/5/18	O.S.		Rupali kele	1	
78	10/7/18	O.S.		Harshant kekhar	1	
79	10/7/18	Perio	Dr. Smita	Rajiv Surware	1	Dr. Bhandari
80	19/9/18	Perio	Dr. Anand prasad	monika kendse	1	Dr. Ankumar
81	19/9/18	prostho	Dr. Shreeta	Renuka jadhav	2	
82	22/9/18	O.S.		Sanitra kale	1	
83	3/10/18	O.S.		Laxmi Surware	1	
84	6/10/18	Prosthodontics	Dr. Diphita	Prityanka tehal	1	
85	11/10/18	Perio	Dr. Vrushali	Devraj kengale	1	Dr. gau...
86	13/10/18	Perio	Dr. Trupti	Pravin khade	1	Dr. Bhandari
87	24/10/18	Perio	Dr. Anandprasad	Jayshri waghmare	1	Dr. Ankumar
88	9/11/19	Prosthodontics	Dr. Diphita	Ashwarya munde	1	
89	10/11/19	O.S.		Deepak shinde	1	
90	25/11/19	Perio	Dr. Vrushali	mahadeo Thombre	1	Dr. Ankumar
91	4/2/19	Prosthodontics	Dr. Anandprasad	Sandhya Surwajoshi	1	Dr. Ankumar


 Principal
 M. I. D. S. R. Dental College
 LATUR

Sl. No.	Date	Dept	PG Name
92.	7/2/19	Perio	Dr. Amanpreet Singh
93.	8/2/19	Perio	Dr. Falguni Vrushali
94	13/2/19	O.S.	
95	10/2/19	O.S.	
96	17/2/19	Perio	Dr. Amanpreet Singh
97	20/2/19	O.S.	
98	20/2/19	O.S.	
99	21/2/19	Perio	Dr. Falguni
100	21/2/19	O.S.	
101	21/2/19	O.S.	
102	21/2/19	O.S.	
103	22/2/19	Perio	Dr. Amanpreet Singh
104	28/2/19	Perio	Dr. Amanpreet Singh
105	6/3/19	Perio	Dr. Vrushali
106	26/3/19	Perio.	Dr. Fatima
107	25/4/19	Protho.	Dr. Vrushali

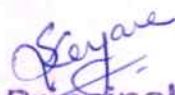
Pt Name	No. of Implant	Staff Name
Dhruvaj Tadkav	1	Dr. Bhandari
Rijvan Baldas	1	Dr. Ankumar
Ravi Shinde	1	
Alka Gikodke	1	
Dhaneshwar Kalkde	1	Dr. Ankumar
Mohika Kale	1	
Ravi Shinde	1	
Neeta Swami	1	Dr. Ankumar
Kalpna Shinde	1	
Somnath Pawar	1	
Rudhija Mital	1	
Ankur Sagarve	1	Dr. Ankumar
Puram mane	1	Dr. Bhandari
Devkanya Kugle	1	Dr. Gauri
Jyoti Kade	1	Dr. Gauri
Pooja Shinde	1	


Principal
 M. I. D. S. R. Dental College
 LATUR

Sr. No	Date	Dept	Pgt Name	Pt Name	No. of Implant	Surgeon Name
108	8/5/19	Prosth	Dr. Dishita	mangal rane	2	
109	15/5/19	O.S.		Mehachichsurse	1	
110	21/5/19	Perio	Dr. Anand	Madhav Bhandare	1	Dr. Bhandare
111	10/7/19	O.S.		Amerli Patkar	1	
112	20/7/19	Perio	Dr. Smrita	Tejesh Chitambar	1	Dr. Bhandare
113	25/7/19	Perio	Dr. Adarna	Nishita Mahankar	1	Dr. Bhandare
114	17/8/19	Perio	Dr. Tanvi	Pratik Shrivastava	1	Dr. Omkumar
115	26/9/19	Prosth	Dr. Dishita	Udhar Tadhar	2	
116	27/11/19	Perio	Dr. Salim	Mangesh Nipanka	1	Dr. Salim
117	17/12/19	O.S.		Rajayshree Pawar	1	
118	27/12/19	Perio	Dr. Salim	Akshay Kale	1	Dr. Omkumar
119	8/1/20	Perio	Dr. Kanika	Pallavi Kande	1	Dr. Salim
120	4/2/20	Perio	Dr. Madhura	Madhura Bedekar	1	Dr. Bhandare
121	6/2/20	Prosth	Dr. Deepali	Mirakshi Atidhar	1	Dr. Salim
122	21/2/20	Prosth	Dr. Deepali	Akhvini Vyavhare	1	Dr. Salim
123	19/2/20	Prosth	Dr. Suraj	Peruka Suvankar	1	Dr. Salim


 Principal
 M. I. D. S. R. I. College
 LATUR

Sr No.	Date	Dept	PG Name	At Name	No. of Involunt	Staff Name
124	9/3/20	O.S.		Balaji Gese	1	Dr. Rajan / Dr. Nitij Bada
125	6/5/20	O.S.		Babita Pawar	1	Dr. Nitij
126	19/5/20	O.S.		Deepak sul	1	Dr. Nitij
127	20/5/20	O.S.		Ajay Kaikale	2	Dr. Nitij
128	09/01/21	O.S.	Subhastan Bhalu	P. Tofiq Shaikh	1	Dr. Laturiya
129	27/01/21	O.S.	Subhastan Bhalu	Supriya Patil	1	Dr. Shiraj Badol
130	06/02/21	Prosthodontics	Dr. Pratiksha Somwanshi	Maresh Umardand	1	Dr. Ajit Jankar
131	12/02/21	Prosthodontics	Pratiksha Somwanshi	Vithal Patil	1	Dr. Ajit Jankar
132	23/02/21	Pedodontics	Madhura Vairagi	Pratiksha Takkar	1	Dr. Omkar Baghele
133	03/03/21	Prosthodontics	Sunraj Sonawane	Mangal Mane	2	Dr. Ajit Jankar
134	14/03/21	Prosthodontics	Deepali Patane	Navidsh Shaikh	1	Dr. Ajit Jankar
	22/03/21	Prosthodontics	Deepali Patane	Ashwini Vyware	1	Dr. Ajit Jankar
136	25/03/21	Pedodontics	Madhura Vairagi	Kharitika Raut	2	Dr. Omkar Baghele
137	01/07/21	Prosthodontics	Pratiksha Somwanshi	Jijabai Dabade	1	Dr. Ajit Jankar
138	12/07/21	Prosthodontics	Pratiksha Somwanshi	Vithal Patil	1	Dr. Ajit Jankar


Principal
 M, I, D. S. R. Dental College
 LATUR

Sl. No	Date	Dept.	PGI. Name	Pl. Name	No. of implant	Staff Name
139	14/07/21	Prosthodontics	Suraj Sonawane	Pareshwar Pawale	2	Dr. Ajit Jankar
140	22/07/21	Prosthodontics	Pratiksha Somuware	Dharmraj Kale	1	Dr. Ajit Jankar
141	06/08/21	Prosthodontics	Deepali Padane	Mirakshi Jadhav	1	Dr. Ajit Jankar
142	22/08/21	Prosthodontics	Suraj Sonawane	Prabhavati Kamad	1	Dr. Ajit Jankar
143	25/08/21	Prosthodontics	Vidya V. & Shrutika	Mahadev Thombare	8	Dr. Ajit Jankar
144	27/08/21	Perio	Priyanka Jadhav	Surekha Kolpe	1	Dr. Omkar Baghel
145	31/08/21	Perio	Rohini Male	Amol Karubkherge	1	Dr. Omkar Baghel
146	29/09/21	Perio	Madhura Vainag	Akansha Jadhav	1	Dr. Omkar Baghel
147	05/10/21	Prosthodontics	Pratiksha Somuware	Ranjana Bhatwade	4	Dr. Ajit Jankar
148	22/10/21	Prosthodontics	Pratiksha Somuware	Pramod Gaikwad	1	Dr. Ajit Jankar
149	24/11/21	Perio	Rohini Male	Usha Parsewar	2	Dr. Omkar Baghel
150	01/12/21	Prosthodontics	Pooja Langate	Rutuja Jadhav	1	Dr. Ajit Jankar
151	08/12/21	Perio	Khusbu Bezaloi	Khusbu Shubhangi Kundatkar	2	Dr. Omkar Baghel
152	05/01/22	Perio	Khusbu Bezaloi	Shmishantaya Patil	1	Dr. Omkar Baghel
153	21/01/22	Perio	Khusbu Bezaloi	Satish Bora	2	Dr. Omkar Baghel


Principal
 M. I. D. S. R. Dental College
 LATUR

Sr. No	Date	Dept.	Pt. Name	Pt. Name	No. of implant	Staff Name
154	10/02/22	Prosth	Patiksha Somwani	Pooja Chavhan	1	Dr. Ajit Jankar
155	14/03/22	Perio	Priyanka Jadhav	Minda Kesere	1	Dr. Omkar Baphele
156	15/03/22	Prosth	Pratish Kawle	Mahadevi Kamle	1	Dr. Ajit Jankar
157	17/03/22	Prosth	Yashdhwani Gatalale	Sravati Chavhan	1	Dr. Ajit Jankar
158	29/03/22	Perio	Khusbu Bezalwar	Sukshala Pawar	1	Dr. Omkar Baphele
159	30/03/22	Perio	Rohini Male	Sharmahoddin Shaikh	2	Dr. Gauri Ugale
159	06/04/22	Perio	Rohini Male	Amruta Bhosle	1	Dr. Omkar Baphele
160	15/04/22	Prosth	R Madhuri Gatalale	Rupa Gore	2	Dr. Ajit Jankar
161	21/04/22	Prosth	Pooja Langate	Keshav Lamte	2+2	Dr. Bhushan Banga
162	02/05/22	Perio	Priyanka Jadhav	Renuka Chavhan	1	Dr. Gauri Ugale
163	05/05/22	O.S	K. Komal Hazde	Nitin Rathod	2	Dr. Shrinaj Bodal
164	09/06/22	Perio	Poonam Kanale	Hazi Melkande	2	Dr. Vishudhan Bhand
165	07/06/22	Prosth	Yogita Mumdada	Siddhant Kachre	1	Dr. Ajit Jankar
166	08/06/22	Prosth	Pooja Langate	Datta Sakhare	2	Dr. Bhushan Banga
167	19/06/22	Prosth	Pooja Langate	Sunita Bode	1	Dr. Bhushan Banga


Principal
 M. I. D. S. R. Dental College
 LATUR

Sl. NO	Date	Dept.	Pt. Name	Pt. Name	No. of implant	Staff Name
168	13/06/22	Prosthodontics	Yogita Mumbade	Irfan Mujawar	2	Dr. Ajit Jankar
169	15/06/22	O.S	Komal Harde	Sareja Bansode	1	Dr. Shiraj Baidar
170	15/06/22	Prosthodontics	Yogita Mumbade	Panain Yedka	1	Dr. Ajit Jankar
171	20/06/22	Prosthodontics	Pranavi chinchunsar	Dagdu Vitkute	1	Dr. Ajit Jankar
172	30/06/22	O.S	Komal Harde	Rinohang Gade	1	Dr. Shiraj Baidar
173	22/07/22	Prosthodontics	Pooja Langote	Ujjwala Phunde	2	Dr. Bhushan Baidar
174	26/07/22	Prosthodontics	Pranavi chinchunsar	Manvati Patil	1	Dr. Ajit Jankar
175	29/07/22	Pediatric	Poonam Kondal	Rajesh Tharwat	2	Dr. Omkar Baghel
176	03/08/22	Prosthodontics	Pranavi chinchunsar	Mahadev Jadhav	1	Dr. Ajit Jankar
177	09/08/22	Pediatric	Sheetal Nagime	Shamprakash Raut	2	Dr. Omkar Baghel
178	30/08/22	Prosthodontics	Pranavi chinchunsar	Shubhangi Patil	1	Dr. Ajit
179	12/09/22	Prosthodontics	Pratiksha Sonawane	Ranjana Bidve	4	Dr. Ajit Jankar
180	20/09/22	Pediatric	Dr. Shital Nagime	Pradnya Kamble	1	Dr. Vishnu Bhandari
181	22/09/22	Prosthodontics	Pooja Langote	Vidya Bhalerao	2	Dr. Bhushan Baidar
182	22/09/22	Pediatric	Poonam	Mahesh Shelke	1	Dr. Vishnu Bhandari
183	29/09/22	Prosthodontics	Pooja Langote	Vidya Bhalerao	3	Dr. Bhushan Baidar
184	10/10/22	Prosthodontics	Jayshree	Hafiz Shaikh	1	Dr. Ajit Jankar


Principal
 M. I. D. S. R. Dental College
 LATUR

		Dept				
185	20/10/22	perio	Amitisha Math	Siddheshwar Tadkale	1	Dr Om Baghel
186	20/10/22	prostho	Vidya Vaybhase	Khanderao Divle	1	Dr Bhushan Bangar
187	20/10/22	prostho	Pratish Kawade	Anmol Bora	1	Dr Bhushan Bangar
188	20/10/22	prostho	Pratish Kawade	Sumana Barde	1	Dr Bhushan Bangar
189	4/11/22	prostho	Vidya Vaybhase	Nagesh Bridhivant	1	Dr Bhushan Bangar
190	4/11/22	prostho	Sheetal Wagh	Nagesh Bridhivant	1	Dr Bhushan Bangar
191	24/11/22	perio	Amitisha Math	Pravin Ralkhad	1	Dr Vishnu Bhandari
192	24/11/22	prostho	Pooja Langote	Vinay Patil	1	Dr Ajit Jankar
193	29/11/22	prostho	Pooja Langote	Sumedhi Bhosne	2	Dr Bhushan Bangar
194	30/11/22	prostho	Pooja Langote	Samant Patil	1	Dr Bhushan Bangar
195	1/12/22	prostho	Pooja Langote	Kaci	2	Dr Bhushan Bangar
196	1/12/22	prostho	Pooja Langote	Jyeshtha Kishisagar	3	Dr Bhushan Bangar
197	5/12/22	prostho	Pratish Kawade	Patil Shrin	1	Dr Ajit Jankar
198	12/12/22	prostho	Pratish Kawade	Dadgullavan	2	Dr Ajit Bhushan
199	20/12/22	prostho	Sheetal Nagima	Pallavi Bhargava	1	Dr Vishnu Bhandari


Principal
 M. I. D. S. R. Dental College
 LATUR

Date PG

Page no. Staff

200	1/1/23	Oral surgery	Komal	Purli Sonawane	1	Dr Komal
201	8/1/23	perio	Sheetal Nagare	Ram Karad	1	Dr. Om Baghele
202	11/1/23	prostho	Pratish Kawas	Surykant Kshirsagar	1	Dr Ajit Jankar
203	13/1/23	prostho	Bhagyashree	Manisha Shinde	1	Dr Ajit Jankar
204	13/1/23	prostho	D Shivam	Zubiyah Shaikh	1	Dr Ajit Jankar
202	1/2/23	perio	Anusha Math	Chandrakant Phurnel	1	Dr Mohan B
203	1/2/23	prostho	Bhagyashree	Chabu Karable	1	Dr Ajit Jankar
204	2/2/23	prostho	Shivam	Ashok Koyale	4	Dr Ajit Jankar

Shivam
Principal
M. I. D. S. R. Dental College
LATUR

MIDSR Dental College, Latur
Department of Prosthodontics
Implant Room Use Register

Month /Year	2017	2018	2019	2020	2021	2022	2023
January	2	4	3	1	2	2	5
February	4	0	14	4	3	0	3
March	4	1	2	1	4	6	
April	0	2	1	0	0	3	
May	3	1	3	3	0	2	
June	2	0	0	0	0	9	
July	3	2	3	0	4	3	
August	1	0	1	0	5	3	
September	2	3	1	0	1	5	
October	2	5	0	0	2	5	
November	6	0	1	0	1	6	
December	4	0	2	0	2	5	
Total Patient	33	18	31	9	24	49	


Principal
M. I. D. S. R. Dental College
LATUR



Geriatric Room

Keya
Principal
M. I. D. S. R. Dental College
LATUR

Maharashtra Institute of Dental Sciences & Research (Dental College), Latur
Department of Prosthodontics & Crown & Bridge

SOP for Geriatrics

Aim: Guidelines to be followed while restoring oral health of aging patients.

Points to be followed for better serving geriatric patients

- Patient and or its relative should be aware of future treatment plan and long term goals while restoring oral health. Documentation of this information should be maintained from first visit
- Operator should be aware of details of health history and history of present illness
- Patient should be informing about various treatment options and charges and patients should be encouraged to select affordable treatment options and emphasize over importance of preventive care.
- Staff should be senior friendly and operating environment should be well ventilator and full of light

Responsibility: Treatment of geriatric patient is team work.

Dentist:

- Should educate about importance of oral health and its effects on systemic health.
- Should guide and be open to their preference while selecting treatment plan

Dental Assistant:

- Should make patient comfortable and pay attention to words patient safety and well being.

- Reinforce about post op care

Dental Hygienist:

- Should establish and trained regarding daily mouth care routine

Office Staff

- Communicates coordinate between patient and operator regarding challenges and schedule of treatment

Sanyam
Principal
M. I. D. S. R. Dental College
LATUR

MIDSR Dental College, Latur
List of Students Trained In Geriatric Clinic

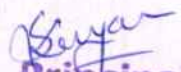
Sr. No.	Name of the Student	Department
1	Chinchansure Pranoti Shivkumar	Prosthodontics
2	Kawade Pratish Prabhakar	Prosthodontics
3	Langote Pooja Kishor	Prosthodontics
4	Chavan Bhagyashree Pravinsing	Prosthodontics
5	Ghuge Jayshree Uttam	Prosthodontics
6	Raut Shivani Rahul	Prosthodontics


Principal
M.I.D.S.R. Dental College,
LATUR


Principal
M. I. D. S. R. Dental College
LATUR

Gleziatric

Sr.	Date	OPD No.	Age/Sex.	Patient's Name	Work done	PG Name
01	2/2/18	33675	75/M	Pandit Badma	Denture insertion done	Dr. Vaerha
02	28/2/18	20683	75/m	Kashinath Kapur	Denture insertion done	Dr. Shanti
03	11/3/18	30686	75/F	Rajubai Thorat	Denture insertion done	Dr. Vaerha
04	8/3/18	31845	73/M	Shiv Gungur	Denture insertion done	Dr. Vaerha
05	11/4/18	36985	74/M	Baburao Bakali	Denture insertion done	Dr. Shanti
06	12/4/18	30704	80/m	Digambar Manu	Denture insertion done	Dr. Pooja
07	13/4/18	39093	81/m	Nishwanath Pawar	Denture insertion done	Dr. Siddhant
08	5/6/18	45833	75/F	Bhagwati Wad	Denture insertion done	Dr. Shanti
09	11/6/18	50002	78/m	Siddhant Patel	Denture insertion done	Dr. Siddhant
10	9/6/18	8083	80/F	Lata Yadav	Denture insertion done	Dr. Shanti
11	20/6/18	42480	75/m	Nature Mujal	Denture insertion done	Dr. Siddhant
12	2/7/18	50525	76/m	Anshu Khadke	Denture insertion done	Dr. Siddhant
	12/7/18	43768	78/F	Ratna Bharti	Denture insertion done	Dr. Shanti
14	2/8/18	51373	75/m	Ashwinan Gayde	Denture insertion done	Dr. Shanti
15	3/8/18	48692	74/F	Muna Muna	Denture insertion done	Dr. Siddhant
16	20/8/18	61118	80/F	Gampubai Rathavte	Denture insertion done	Dr. Shanti
17	22/8/18	13982	78/F	Lachara Shapka	Denture insertion done	Dr. Shanti
18	5/10/18	62049	75/F	Shobha Tukori	Denture insertion done	Dr. Shanti

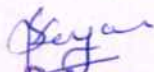

Principal
M. I. D. S. R. Dental College
LATUR

Sr.	Date	OPD No	Age/sex	Patient's Name
19.	16/10/18	62806	78/m	Rambhau Sabde
20.	3/11/18	58962	80/m	Parabhu Hawal
21.	3/11/18	78716	75/F	Jaymata B.
22.	17/11/18	64387	75/m	Ashamba Jadhav.
23.	26/11/18	67537	80/m	Vikas Changini
24.	17/12/18	57907	79/F	Kashibai Jadhav
25.	20/12/18	61592	77/m	Nishal Ghule
26.	12/12/18	59971	78/F	Shivangi Ganile
27.	21/12/18	52806	76/m	Ramdar Suduse
28.	29/12/18	59876	75/m	Ganesh Gaunde
29.	28/1/19	71154	75/m	Jagganath Yadav
30.	20/2/19	74896	78/m	Dnyuba Gholap
31.	25/2/19	55255	80/m	Nishwanath Maphalke
32.	7/3/19	64571	75/F	Anita Sawade
33.	30/3/19	71520	75/m	Dayanand Bhakerao
34.	5/4/19	74257	76/F	Shakuntala Kadam
35.	15/4/19	74047	77/m	Sukwat Zore
36.	21/4/19	81973	78/m	Uttam Uttavay

Work done	PG Name
Denture insertion done	Dr. Siddharth
Denture insertion done.	Dr. Shrutti
Denture insertion done.	Dr. Shrutti
Denture insertion done.	Dr. Varsha
Denture insertion done	Dr. Varsha.
Denture insertion done.	Dr. Disha
Denture insertion done.	Dr. Shrutti
Denture insertion done.	Dr. Shrutti
Denture insertion done.	Dr. Varsha.
Denture insertion done.	Dr. Siddharth
Denture insertion done.	Dr. Vidya
Denture insertion done.	Dr. Deepal
Denture insertion done.	Dr. Deepal
Denture insertion done.	Dr. Vidya.
Denture insertion done.	Dr. Deepal
Denture insertion done.	Dr. Disha
Denture insertion done.	Dr. Vidya.
Denture insertion done.	Dr. Disha


 Principal
 M. I. D. S. R. Dental College
 LATUR

Sr	Date	APP NO: Age/sex	Patient Name	work done	Dr Name
37	3/06/19	87085	75/M Balasahab waghmare	Denture insertatory done	Dr. suraj
38	20/7/19	89649	75/M sayyad malhar	Denture insertion done	Dr. Deepali
39	09/7/19	94187	70/F Anshu Alur	Denture insertion done	Dr. Dishita
40	01/8/19	85563	79/M Manik waghmare	Denture insertion done	Dr. Vidya
41	12/8/19	95349	59/M Romakant Kamble	Denture insertion done	Dr. Shuchi
42	31/10/19	106634	79/M Salasar Niklante	Denture insertion done	Dr. Vidya
42	01/11/19	105239	80/F Usha Matapati	Denture insertion done	Dr. Siddhant
43	07/11/19	107663	75/M Shawal Abu	Denture insertion done	Dr. Deepali
43	01/11/20	10799	79/M Soham Lamte	Denture insertion done	Dr. suraj
44	3/12/20	115316	80/M Vinayak Dargan	Denture insertion done	Dr. Anshika
45	17/2/20	100117	75/M woman Kalle	Denture insertatory done	Dr. Vidya
46	4/3/20	117939	75/M Gopal Jadhav	Denture insertion done	Dr. Shuchi
	15/9/20	123865	75/M Balasahab more	Denture insertion done	Dr. Siddhant
48	15/9/20	112073	79/M Dnyreba Rajman	Denture insertion done	Dr. Dishita
49	15/9/20	110880	79/M Vittal Jadhav	Denture insertion done	Dr. Kunal
50	18/9/20	78237	75/M Nagorajje Belurao	Denture insertion done	Dr. Shuchi
51	04/10/20	115990	75/M Balasahab sanware	Denture insertion done	Dr. Yogita


Principal
 M. I. D. S. R. Dental College
 LATUR

Sr. No.	Date	OPD No	Age / sex	patient name
70.	30/9/21	172445	70/m	Yashwant khedkar
71.	05/04/21	172302	74/m	Arun kulkaeni
72.	05/04/21	161183	70/m	Saudagar Mani
73.	10/04/21	178269	78/m	Rajwita more
74.	28/07/21	187787	91/m	Mahesh Sonawane
75.	28/07/21	172109	79/f	Aantabai ghanna
76.	28/07/21	1718536	75/m	Ramdas Phase
77.	31/07/21	185254	85/m	Kundalik kalse
78.	20/08/21	184182	80/f	Suwasena Swami
79.	25/08/21	182516	91/m	Nimbraj solunke
80.	30/08/21	192996	72/m	Baburam badule
81.	19/10/21	188997	75/m	Nathrac Gite
82.	25/11/21	200019	75/f	Sushama shelke
	02/12/21	206918	85/f	Bhambai B. Munde
84.	18/12/21	180503	81/m	Kashinath Waghmare
85.	29/12/21	199911	80/m	Baburao Biche
86.	12/01/22	209310	78/m	Babasaheb kambhkar
87.	8/02/22	196708	70/m	Delip kulkaeni

Work done	Pa Name
Denture insertion done	Dr. Madhuri
Denture insertion done	Dr. Pooja
Denture insertion done	Dr. Deepali
Denture insertion done	Dr. Deepali
Denture insertion done	Dr. Pranavti
Denture insertion done	Dr. Pratiksha
Denture insertion done	Dr. Pratiksha
Denture insertion done	Dr. Madhuri
Denture insertion done	Dr. Pooja
Denture insertion done	Dr. Pranavti
Denture insertion done	Dr. Yogita
Denture insertion done	Dr. Pratiksha
Denture insertion done	Dr. Pooja
Denture insertion done	Dr. Pratiksha
Denture insertion done	Dr. Pooja
Denture insertion done	Dr. Pratiksha
Denture insertion done	Dr. Yogita
Denture insertion done	Dr. Pratiksha


Principal
 M. I. D. S. R. Dental College
 LATUR

Sl. No	Date	CPD No.	Age / sex	Patient Name
88	19/05/22	2200584	72/F	Jayashri Borade
89	19/05/22	229934	30/M	Pandurang Jadhav
90	16/05/22	217885	70/M	Bhagwant Gosavi
91	16/05/22	216655	79/M	Maniknath Navghri
92	16/05/22	222312	90/F	Jayshri Deshmukh
93	20/05/22	18585	80/M	Dagduba Sitte
94	23/05/22	215947	70/M	Namdev Male
95	02/06/22	219765	89/F	Pragbai Kasale
96	04/06/22	225714	88/M	Ambadaj Wairkuwad
97	05/06/22	255602	70/M	Shudam Chembhise
98	09/06/22	226595	72/F	Chandrakala Chople
99	10/06/22	230112	75/M	Anandrao Mukde
100	17/06/22	228646	75/F	Lakshmi Bai Kodam
101	27/07/22	229255	90/F	Subhath Kokkare
102	08/07/22	229912	72/M	Ra Prabhakar Kende
103	13/07/22	225848	80/M	Shidhaji Wate
104	13/07/22	230724	21/M	Sandeepan Kale
105	10/08/22	229899	84/M	Sudheer Lamte

Work done	Dr. Name
Denture insertion done	Dr. Pratiksha
Denture insertion done	Dr. Pranavti
Denture insertion done	Dr. Pratiksha
Denture insertion done	Dr. Bhagwati
Denture insertion done	Dr. Yashita
Denture insertion done	Dr. Pratiksha
Denture insertion done	Dr. Pratiksha
Denture insertion done	Dr. Jayshri
Denture insertion done	Dr. Jayshri
Denture insertion done	Dr. Pratiksha
Denture insertion done	Dr. Shi
Denture insertion done	Dr. Pratiksha
Denture insertion done	Dr. Bhagyash
Denture insertion done	Dr. Bhagyash
Denture insertion done	Dr. Bhagyash
Denture insertion done	Dr. Pranav
Denture insertion done	Dr. Pooja


Principal
 M. I. D. S. R. Dental College
 LATUR

Sr No.	Date	OPD No.	Age/sex	Patient Name
106	10/08/22	214100	70/f	Saraswati Sudani
107	16/08/22	225526	75/m	Janardhan munde
108	18/08/22	230691	75/m	Mohadevao Bhirgar
109	31/08/22	235221	70/f	tale vijaya
110	10/09/22	237681	72/m	madhavrao Bhingole
111	15/09/22	236392	71/f	chaya Bhajne
112	15/09/22	236631	70/m	Jeevanrao Bansi
113	19/09/22	210949	70/m	mahadev shirsagar
114	19/09/22	238703	70/m	Surya Borade
115	19/09/22	240304	70/f	Sumap shah
116	20/09/22	237243	72/m	nagendra Bhorati
117	20/9/22	234174	74/m	Ibrahim Shaikh
	21/9/22	236932	65/f	mahananda late
119	22/9/22	236025	81/m	Rasabab Nagarkar
120	23/9/22	231421	70/m	Kulkarni Pratik
121	27/9/22	229660	80/m	Trimbak Shamsheety
122	29/9/22	192743	74/m	Bhagwan. Kardile
123	18/10/22	210974	64/f	Sumanbai Borh

Work done	Dr Name
Denture insertion done	Dr Shivan
Denture insertion done	Dr Bhagya
Denture insertion done	Dr Shivan
Denture insertion done	Dr Bhagya
Denture insertion done	Dr Shivan
Denture insertion done	Dr Bhagya
Denture insertion done	Dr Shivan
Denture insertion done	Dr Bhagya
Denture insertion done	Dr. Jaishan
Denture insertion done	Dr. Shivan
Denture insertion done	Dr. Jaishan
Denture insertion done	Dr. Shivan
Denture insertion done	Dr. Jaishan
Denture insertion done	Dr. Shivan
Denture insertion done	Dr. Jaishan
Denture insertion done	Dr. Pratik
Denture insertion done	Dr. Pratik
Denture insertion done	Dr. Pratik


Principal
 M. I. D. S. R. Dental College
 LATUR

Sr. No.	Date	OPD No.	Age/sex	Patient Name
124	11/11/22	217961	65/f	Laxmibai bhagwat
125	18/11/22	217108	60/m	Sampat tomate
126	1/12/22	235931	70/m	satappa lamtuzi
127	6/12/22	246491	78/f	Sheetal Deshmukh
128	7/12/22	236416	85/m	Abdul majid mulla
129	24/12/22	248453	68/m	Pamrao Hatte
130	26/12/22	246795	85/f	Vijaymata ghogate
131	28/12/22	249012	85/f	Romaj Sabalkar
132	2/1/23	245966	70/m	Bablu mehtre
133	4/1/23	248267	70/m	maulla Bagwan
134	6/1/23	227408	60/f	Sushila wagh
135	12/1/23	188208	85/m	Jenardhan shinde
136	17/1/23	256842	65/f	chabubai dhoiphode
137	17/1/23	237159	65/f	chaudhari sarorabai
138	18/1/23	237272	60/m	Balaji jadhav
139	18/1/23	234506	65/f	Urmila pudde
140	19/1/23	256734	70/m	Baliram Bachate
141	23/1/23	251149	78/m	sahetras Nikam

work done	PG Name
Denture delivery done	Dr. Pooja
Denture insertion done	Dr. Pooja
Denture insertion done	Dr. Bhagyashri
Denture insertion done	Dr. Shivani
Denture insertion done	Dr. Pooja
Denture insertion done	Dr. Bhagyashri
Denture insertion done	Dr. Shivani
Denture insertion done	Dr. Bhagyashri
Denture insertion done	Dr. Bhagyashri
Denture insertion done	Dr. Pratiksh
Denture insertion done	Dr. Shiva
Denture insertion done	Dr. Pratiksh
Denture insertion done	Dr. Pratiksh
Denture insertion done	Dr. Jayshri
Denture insertion done	Dr. Bhagyashri
Denture insertion done	Dr. Pratiksh
Denture insertion done	Dr. Pratiksh
Denture insertion done	Dr. Shivani

Principal
M. I. D. S. R. Dental College
LATUR

Sl. No.	Date	OPD No	Age/Sex	patient Name
2	25/01/23	233624	55/F	Ashusai Chambire
143	25/01/23	254912	60/M	Shivaji Panchal
144	31/01/23	223961	62/M	Kashinath Pawar
145	1/02/23	253541	65/F	Shobha Jain
146	2/02/23	256102	81/M	Dhyanashwat Khatke
147	6/02/23	224780	73/F	Rukmini Dhage
148	8/02/23	253150	70/F	Vandana mortale
149	9/02/23	249776	75/M	Tukaram Dixit
150	10/02/23	258876	80/M	Manikrao Patil
151	11/02/23	253572	77/F	Surekha Bulge
152	20/02/23	245336	72/M	Phurband Suryawanshi
153	22/02/23	251777	75/M	Shaikh Rajakh

Work done	PG Name
Denture insertion done	Dr. Bhagyashri
Denture insertion done	Dr. Shivani
Denture insertion done	Dr. Prakash
Denture insertion done	Dr. Prakash
Denture insertion done	Dr. Bhagyashri
Denture insertion done	Dr. Bhagyashri
Denture insertion done	Dr. Prakash
Denture insertion done	Dr. Bhagyashri
Denture insertion done	Dr. Jayshri
Denture insertion done	Dr. Bhagyashri
Denture insertion done	Dr. Shivani
Denture insertion done	Dr. Bhagyashri


Principal
 M. I. D. S. R. Dental College
 LATUR

MIDSR Dental College, Latur

Department of Prosthodontics

Geriatric Patient Unit

Month /Year	2018	2019	2020	2021	2022	2023
January	0	1	1	2	1	13
February	2	2	2	7	1	9
March	2	2	1	8	1	
April	3	3	0	3	0	
May	0	0	0	0	6	
June	4	1	0	0	6	
July	2	2	0	4	4	
August	4	2	0	3	4	
September	0	0	4	0	14	
October	2	1	1	1	1	
November	3	2	0	1	2	
December	5	0	0	3	6	
Total Patient	27	16	9	32	46	


Principal
M. I. D. S. R. Dental College
LATUR



Special Healthcare Needs Clinic

Kalyan
Principal
M. I. D. S. R. Dental College
LATUR

MAHARASHTRA INSTITUTE OF DENTAL SCIENCES AND RESEARCH (DENTAL COLLEGE) LATUR.

Standard Operating Procedure for Special Health Care Need clinic

INTRODUCTION

The dental condition of patients with special health care needs (SHCN) may be directly or indirectly related to their disabilities. The patients with SHCN relatively have poor oral hygiene and increased prevalence of gingival diseases and dental caries. Unfortunately, the importance of dental care for these patients is often been overlooked by the health planners and society. These patients usually do not seek dental treatment as they also have the burden of medical treatment. In the past, the emphasis was based on providing basic dental care, but in recent years, the dental profession has shown increased concern in providing complete oral health care to the mentally- or physically-challenged patients. The SHCN clinic provides primary and comprehensive, preventive and therapeutic oral health care to patients with SHCN. These patients are entitled to the opportunity to achieve appropriate rehabilitation, to enable them to realize their maximal level of functioning, and to assist them in not only "normalizing" their lives but also lengthening their life span.

Addressing the concerns of special health care need patients

Meeting The Needs of Families with SHCN patients who have special health care Needs refers to a variety of conditions. Providing information about clinical facilities and working and assisting staff will help families decide if you can accommodate their patient's unique needs. Following is the checklist as a starting point to analyze how one can accommodate special needs or where one may encounter difficulties. Rationales for the questions are given.

- Are the office/clinical area accessible to people in wheelchairs?

As per the requirements, reasonable accessibility/ accommodations are made available in the department. Also, an appropriate referral to higher centers can be done if the accommodation is not feasible.

- Is someone of the staff available, if parents need help getting their child into the office from the parking lot?

Parents are grateful for a little help when carrying items, assisting with adaptive equipment or carrying the child. So, they are encouraged to call the staff of the department, if help is needed.

- Do the staff members know how to perform safe wheelchair transfers?

The most effective transfer method is discussed with the parent and demonstrated following the principles of safe transfers. These techniques are practiced by all concerned staff.

- Does the dental chair have movable armrests to facilitate easy access?

It is difficult to lift patients over armrests or move them into the chair if they are wearing leg or back braces so, the dental chair provided in the department have movable arm rest.

- Can a wheelchair fit parallel to the dental chair in the clinical operatory?

Performing exams and some preventive care with patients in their wheelchairs sometimes is preferable to a transfer, particularly if the wheelchair can be adjusted. So, enough space and arrangements are provided in the operatory to align the wheelchair close to the dental chair.

- Can the x-ray equipment reach low enough to accommodate very young patients or patients in wheelchairs?

Trying to take radiographs on young patients is challenging, but adequate arrangements for the same are provided along with the booster seats if required.

- Do the Centre have panoramic/ OPG x-ray capability?

As, some patients may not be able to bite effectively to hold a bitewing or periapical x-ray, provision of OPG is available in Oral Radiology Department if required.

- Are parents/ family members allowed to be in the operatory with the child/ patient?

Involving the parents or family members in at least some of the care will increase their understanding of the process and may reduce anxiety on the part of the patient. Parental knowledge is particularly important when working with medically-compromised patients,

especially if they have frequent seizures, or swallowing or breathing problems. So, parents are allowed in the operatory as and when required.

■ Does the center have a policy on use of patient restraints or aids for patient stability? Use of physical restraints or techniques for stability in cases which require restraints are explained to parents (including the rationale and timeframe for their use) and used with parent's permission.

■ Does the center have an individualized recall system for exams/preventive appointments? Patients with certain medical conditions may need more frequent recall intervals if they are on special diets, have compromised immune systems, or are tube fed. Care is taken in such cases with frequent recall and counseling.

SOP FOR OPD MANAGEMENT AT SHCN CLINIC-

Purpose-

To provide a high quality, patient focused and professional outpatient services the needy SHCN patients.

Responsibility-

Dental Surgeon, Specialist Dentist, Assistant, Staff Nurse.

Procedure-

OPD is conducted on all working days where patients are seen on first come-first serve basis.

Patient calling system:

- On arrival, the patient is seated comfortably in the waiting area. In case, patient is wheelchair bound, he is allowed to wait in lobby with the caretaker and department assistant.
- The nurse enters the patients details in the OPD register (which includes the patient's registration number, name, age, sex, associated medical history) with the help of Caretaker.
- The patient with their caretaker is taken to clinical operatory/ department on his / her turn.
- Disabled individuals are attended on priority basis.

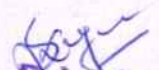
In clinic management of patient:

The patient is guided to sit on the dental chair. In most of the cases, patient is allowed to be accompanied by their parents /guardians, relative or primary care giver. In certain Cases, patients may need to be moved from a wheelchair to a dental chair. OPD is also performed on patient's wheel chair if the chair is adjustable.

- The patient is seated in the middle of the dental chair with arms and legs as close to the body as possible.
- After the patient is placed properly in a dental chair, the patient is checked whether he/she is comfortable.
- To keep the airway open, the patient is preferably seated at a 45-degree angle.
- The dental chair is moved slowly, and the light reflector is turned on slowly to prevent discomfort to the patient.
- The use of stimuli such as sudden movements, sounds, and lights is avoided.
- The patient's head is kept steady and stabilised during the procedure
- The Dental Specialist/ Dentist ask the patient to open the mouth and check for details regarding chief complain and other associated findings in and around oral cavity.
- Various mouthguards are used to control involuntary jaw movements and accidental bites, if required.
- Patient's history is gathered with the help of care taker followed by patient's examination.

History taking –

- Prenatal, natal and neonatal history: helpful in explaining any dental abnormalities or immature motor reflexes.
- Developmental history: To help correlate dental growth and development with general


Principal
M. I. D. S. R. Dental College
LATUR

- developmental milestones.
- Diet/ Feeding history: To determine how difficult the baby was to feed; delays in progression of feeding skills; if special formula, tube feeding or therapeutic diets were needed; food likes, dislikes and allergies; and potential risks for development of dental caries.
 - Medical history: To know about history of illnesses, medications taken that might have dental sequelae, history of any surgeries, other medical care related to the child/ patients' special health problems.
 - Dental history: To gain insight into any teething problems, oral lesions or trauma, home care practices, and previous visits to dental offices.

Oral/ Clinical Inspection-

Oral inspection is conducted with a tongue depressor, mouth mirror, probe if required along with gloves and an adequate light source. For very young patients, this may be accomplished using the two-persons, knee to knee position rather than placing the child in a dental chair.

The oral inspection should include assessment for conditions with special emphasis on chief complaint as with other findings such as:

- Enamel hypoplasia and enamel demineralization (white spots)
 - Dental caries
 - Developmental anomalies, delayed tooth eruption and malocclusion
 - Dental or orofacial malformation/injury.
 - Diseases of the gingiva and other soft tissues
 - Oral reflexes and oral sensitivity & oral injuries
- The Assistant Dentist helps to note down all the details such as chief complaint, findings, investigations advised, departments referred to if any for medical Consent/assistance or opinion, provisional diagnosis, charges for investigations on the case paper.
 - The assistant in the department helps the patient to get all investigations, consents done.

As the patient is done with all investigations and physicians/ specialist's consents if any, is seated again on the dental chair in the operatory, and the Dental specialist assesses all the finding arriving at a final diagnosis followed a comprehensive treatment plan.

Diagnosis -

- The final diagnosis for the case is arrived after reviewing provisional diagnosis, results of diagnostic tests. Help or opinion of other specialties is sought if required.

The treatment plan -

- Comprehensive treatment plan for the case is noted down on the case paper including expected treatment charges, number of visits, pre treatment instructions, cautions if any.
- The same is explained to the patient and his care taker in detail.
- Emergency treatment if any is rendered if indicated.

Consent-

- The consent for the treatment is taken from the patient or care taker or guardian in case of minor.

Payment of charges-

- The payment of treatment charges, if any are done by the patient or the care taker. The patient is scheduled for treatment as per his convenience at the earliest possible date.

SOP FOR TREATMENT PROCEDURES AT SHCN CLINIC-

Treatment of special health care needs patients is a challenging task as every patient is of a different special health background ranging from mentally handicapped to physically handicapped with varying age groups. So, apart from standard SOPs for different dental procedures, every special health condition needs specific special consideration. Treating these patients following standard SOPs with added special considerations help to manage and treat these patients successfully.

Special considerations for different special health care need patients:

Dental management of patients with cerebral palsy-

Purpose-

To provide a high quality, patient focused and professional outpatient services to the cerebral palsy patient.

Responsibility -

Dental Specialist, Assistant, staff nurse, staff attender.

Considerations for Dental management of patients with cerebral palsy-

Patients with cerebral palsy, are challenging to manage. For them, treatment sessions are kept brief and in the morning session. Certain specific considerations are-

- During dental treatment procedures, the patient's head is steady and stabilised at all stages.
- Various mouthguards are used to control involuntary jaw movements and accidental bites.
- To keep the airway open, the patient is seated at a 45-degree angle, but not in the supine position.
- The dental chair is moved slowly, and the light reflector is turned on slowly to prevent spastic muscle movements and to eliminate the risk of seizure.
- Muscle relaxant is used when necessary.
- Frequent breaks are given to allow the patient to relax and breathe normally.
- To minimize the startle reflex, the patient is informed/ warned at every stage.
- The use of stimuli such as sudden movements, sounds, and lights is avoided.
- Efficient, fast treatment is done using standard SOPs, and chair time is minimized to reduce muscle fatigue.
- In patients with more complex situations, sedation or general anaesthesia is considered an option

Dental management of patients with down syndrome-

Purpose

To provide a high quality, patient focused and professional outpatient services to patients with Down's syndrome.


Responsibility

Dental Specialist, Assistant, staff nurse, staff attender.

Considerations for Dental management of patients with down syndrome-

The behavior management skills of the dental professional are the key factor in such patients acceptance of dental treatment.

- Before determining the right approach to the Down syndrome patient, the dentist should consider the level of the mental, emotional, and social development of the patient.
- Most Down syndrome patients are affectionate and cooperative for their dental treatment and can be treated easily with the tell-show-do technique.
- When treating Down Syndrome patients, the need for prophylaxis of sub-acute bacterial endocarditis and the patient's compliance level is considered.
- During treatment, the gag reflex, if present, is reduced by behavioral management techniques, as comforting and distracting patients. It can also be reduced by intraoral


Principal
M. J. D. S. R. Dental Co
LATUR

massage and pharmacological or non-pharmacological interventions.

- The recall is planned frequently, and preventive dental treatments are included in the treatment plan. Topical Fluorides, gel or foam applications may be especially beneficial for patients who are unable to use home oral rinses with fluoride or who are at high risk for caries development.
- Parents or other caretakers are asked to closely supervise brushing to prevent ingestion of toothpaste. If the child/ patients persist in swallowing the toothpaste, consider using non-fluoride toothpaste or one made just for very young patients.
- Fluoride varnish is advised at intervals of three to six months in patients who are at increased risk for early childhood caries or with high caries index.
- Some patients develop excessive calculus. Causes can include mouth breathing, inadequate salivary flow, metabolic disorders, kidney failure, tube feedings, oral motor dysfunction or inadequate oral hygiene. Scaling with hand or power instruments is carried out when needed.

Dental management of patients with autism spectrum disorder-

Purpose-

To provide a high quality, patient focused and professional outpatient services & better understanding of health care provider.

Responsibility-

Dental Specialist, Assistant, staff nurse, staff attender.

Considerations for dental management of patients with autism spectrum disorder-

The impaired behavioural activities and complicated medical conditions make the dental management of patients with ASD challenges. Patients with ASD have remarkable difficulties in establishing relationships with other people, understanding and the following information, and dentists may be insufficient in providing cooperation during the dental treatment process. Furthermore, the invasive nature of dental treatment procedures along with the hypersensitivity of patients with ASD to sensory stimulation (sound, touch, and light) may trigger undesired responses during dental treatment. Also, a dental office filled with unpleasant smells, sounds, and colors can be an overstimulating environment for patients with autism.

- The dental treatment sessions of autistic individuals are kept short and the sensory stimulation is minimized.
- In the dental treatment of autistic individuals, many basic behavior management techniques such as tell-show-do, desensitization, and voice control behavior management are applied.
- However, in many cases it may necessary to use advanced behaviour management techniques including sedation and general anaesthesia.

Dental management of patients with intellectual disability-

Purpose-

To provide a high quality, patient focused and professional outpatient services & better understanding of health care provider.

Responsibility-

Dental Specialist, Assistant, staff nurse, staff attender.

Considerations for Dental management of patients with intellectual disability-

- It is helpful to familiarize patients and/or caregivers with the clinical environment without any treatment at the first appointment.
- In the next session, Dental office and instruments are introduced patiently, and the tell-show-do method is also introduced.
- The dental instruments that may cause anxiety are introduced, and then treatment is started.
- It is essential to keep the sessions short. The treatment session is started with the Easy-to-tolerate procedures and no pain stimulus is created during the first procedure.
- Behaviour management with positive direction and distraction is applied. Perception

- difficulties are observed in patients with MR.
- In these patients, directions and explanations are short and simple and the instructions are repeated.
 - General anaesthesia or sedation is considered in patients who do not comply and cannot cooperate.

Dental management of patients with physical disability- hearing loss, visual impairment-

Purpose-

To provide a high quality, patient focused and professional outpatient services & better understanding of health care provider.

Responsibility-

Dental Specialist, Assistant, staff nurse, staff attender.

Considerations for Dental management of patients with physical disability- hearing loss, visual impairment-

- Individuals with hearing impairment are informed about the procedures to be performed at the first appointment, and an individual method is developed for the communication during treatment sessions.
- The degree of hearing is noted in the patient's medical history and will greatly influence communication strategy.
- In the first appointment, it is necessary to avoid exaggerated facial movements and mimics when communicating with the patient, not to cause difficulty to read lips.
- Comforting the child patient and increasing the sense of trust by smiling help to establish confidence and healthy communication with the dental professional.
- Before starting the dental treatment session, the instruments are introduced using the show-tell-do method.
- Communication is facilitated by reducing external sounds such as high-speed air turbines, dental aspirator, and radio or TV as much as possible. Mirrors, models, pictures, and written information is used to establish communication.

In visually impaired individuals, treatment is explained using the senses of touch, taste, and smell instead of the tell-show-do technique.

- The environment is introduced, and necessary definitions are made before each treatment.
 - The dental professional speaks to the patient in a clear, warm tone of voice and use a descriptive manner to explain the procedures.
 - Also, patients are informed about how the equipment may feel and sound and how the procedures will be performed before the instruments are inserted into the mouth.
 - The dental restorative materials are placed in small pieces as the sharp taste may irritate the patient.
 - Since such patients cannot see and remove dental plaque, tooth brushing is explained by the dentist by holding the brush together with the patient.
 - Oral hygiene education and motivation is given by the doctor with the help of accompanying person who is accustomed to the treatment of the patient.
- SOP for various other commonly done procedures which is followed in SHCN clinic is as follows

SOP for taking radiographs-

- Dental Assistant shall take the following steps:
- Check complete dental and medical history on dental card.
- Seat the patient. Take the help of caretaker or attender if required.
- Placement of x-ray film in oral cavity.
- Positioning of x-ray cone.

Soyar
Principal
M. I. D. S. R. Dental College
LATUR

- Disposable barrier envelopes are recommended to use for each intra-oral film. The number required should be predetermined and dispensed onto the bench top. If Additional films are required later; contaminated gloved hands shall not be placed in film bins.
- Transfer tweezers, or a chair side scouting assistant, or de-gloving (i.e. removal of contaminated gloves) used to retrieve additional films.
- Disposable barrier envelopes are used for digital radiographic films.
- All staff involved in clinical radiology wears protection / lead apron.
- The pre-set exposure controls is not touched with contaminated hands. The dentist de-gloves before pressing the controls or the controls are covered with a disposable barrier. If the dentist de-gloves, new gloves are put on to continue the clinical work.
- When positioning the tube, only the portion of the cone which is covered in plastic is touched.
- After exposure of the film, the barrier envelope of the contaminated intra-oral film is opened and the uncontaminated film shall be shaken onto a covered bench top or into a labeled cup for transport to the darkroom. Proper care is taken to avoid the Contamination of workbenches and external surfaces of cups.

SOP for root canal treatment (rct/ pulpectomy)-

- Take complete medical and dental History.
- Do complete Oral Examination.
- Ask for aggravating and relieving pain factors on eating and drinking especially sweet, cold and hot.
- Check BP and Blood sugar level for control bleeding and wound healing.
- Seat the patient.
- Carry out the infection control protocols.
- Administer local anesthesia
- Check for effectiveness.
- Access opening and canals location
- Reshape canals with files and (or) reamers from 15-40 number.
- Do X-ray with the master cone to determine length
- Remove dead tissue or pulp from the tooth chamber and root canals.
- Do frequent irrigation with saline during filing.
- Do complete isolation of the concerned teeth.
- Do Drying of canals with paper points.
- Perform Obturation and final filling.
- Take X-ray.
- Give post-op instructions and medications.
- Give Follow-up appointment after 3 weeks for crown preps. SOP for crown/FPD-
- Take complete medical and dental history
- Do complete oral examination.
- Check BP and BSL for control bleeding and wound healing.
- Seat the patient.
- Carry out Infection control protocols.
- Assess the crown indicated the tooth
- Do tooth cutting as per guideline.
- Give occlusal clearance.
- For preformed crown, select appropriate crown size
- Modify the crown for height, crimping if necessary/ for cast metal or ceramic crown carry out impression and other lab procedures to fabricate the crown or FPD.
- Take trial of crown/FPD.
- After proper fitting do the cementation of crown/FPD.

SOP for scaling and polishing-

- Take complete medical and dental history.
- Do complete oral examination.
- Ask for aggravating and relieving pain factors on eating and drinking especially sweet,
- Cold and hot.
- Check BP and BSL for control bleeding and wound healing.
- Seat the patient.
- Carry out Infection control practices.
- Remove Plaque with scalar.
- Polishing done with polishing paste.
- Post op instructions.
- Medicated, if needed.

SOP for glass ionomer filling (GIC) -

- Take complete medical and dental history.
- Do complete oral examination.
- Do assessment of the tooth in question; ask for aggravating and relieving pain factorson eating and drinking especially sweet, cold and hot.
- Seat the patient.
- Carry out Infection control practices.
- Administer anesthesia, if necessary.
- Remove carious lesion with round burr.
- Explore with spoon excavator for any remaining soft caries.
- Wash the cavity.
- Isolation
- Fill the cavity following standard instructions by the manufacturer.
- Check for high spots.
- Application of petroleum jelly on the restored surface.
- Polishing of the restoration after prescribed time period.
- Medicated, if needed.

SOP for light cure filling-

- Take complete medical and dental history.
- Do complete oral examination.
- Check BP and BSL for control bleeding and wound healing.
- Seat the patient.
- Carry out Infection control practices.
- Administer anesthesia, if necessary.
- Remove carious lesion with round burr.
- Explore with spoon excavator for any remaining soft caries.
- Wash the cavity.
- Isolation
- Etching for 15-20 sec
- Wash thoroughly with water
- Isolation
- Drying of cavity but do not desiccate
- Apply bonding and light curing for 15-20 sec.
- Add the filling materials in small increments and curing each increment for 15-20 sec.
- Check for high spots.
- Give medicines, if needed.

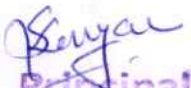
Sanyal
Principal
M. I. D. S. R. Dental College
LATUR

SOP for simple tooth extraction -

- Take complete medical and dental history.
- Do complete oral examination.
- Evaluate through x-ray, the teeth which cannot be saved through fillings or root canals.
- Check BP and BSL for control bleeding and wound healing.
- Seat the patient.
- Carry out Infection control practices.
- Administer anesthesia, if necessary.
- Check for effectiveness
- Carry out Infection control protocols.
- Adjust the dental chair position.
- Luxate the teeth by elevator, when fully luxated pull out by forceps.
- Check the socket thoroughly for any remaining debris.
- Pressure pack with cotton soaked in saline.
- Post op instructions.
- Give Medications, if needed.

SOP for surgical tooth extraction -

- Take complete medical and dental history.
- Do complete oral examination.
- Check BP and BSL for control bleeding and wound healing.
- Seat the patient.
- Carry out Infection control practices.
- Evaluate through x-ray.
- Mostly root treated teeth broke during extraction, those impacted in gum.
- Administer anesthesia, if necessary.
- Check for effectiveness
- Adjust the dental chair position.
- Give precise and clean incision
- Raise flap
- Expose the teeth by bone cutting, if necessary.
- Remove tooth,
- Check the socket for any debris.
- Smooth the Sharp edges of bone.
- Replace the flap.
- Suture
- Pressure pack with cotton.
- Give Post op instructions.
- Give Medication.
- Recall for suture removal after 07 days.


Principal
M. I. D. S. R. Dental College
LATUR

Name - Govind kate

Dt - 1/6/22

OPD NO. 229738

Age 71m

physically handicap

C/O - pt c/o pain in lower (L) back teeth region

O/E - pt can not walk without support
deep proximal caries i 74

Ans - chr Irreversible pulpitis i 74

Adv. pulpectomy i 74

Appropriate chair side management carried out

4/6/22 - Access opening i 74 done

6/6/22 - Bmp done i 74

10/6/22 - obturation done i 74

14/6/22 - POR done i 74

17/6/22 - tooth preparation & crown placement done i 74

Treated by Dr. pooja.

OPD → 165429
Name: Pratikha Pawar

DT. → 14/1/21
Age → 7 years

Down Syndrome

c/o → Pt. c/o of pain upper left
back teeth region

O/C → stain ++, Calculus ++

- Gingival swelling present

→ Bleeding gums

- Deep proximal caries ± JD

Asis: Ch. for Pulpitis ± JD

Advice: Pulpotomy ± JD

Appropriate behaviour management tech. to be used


27/1/21 → Access opening done ± 64,
BMP done, & closed
dressing given (tell-show-do)

28/1/21 → Obturation & POR done
± 64

29/1/21 → Teeth preparation done,
S.S crown given ± 64

Treated by: Dr Nikita

Principal
M.L.D. S.R. Dental College
LATUR



Tobacco cessation Centre

Sanyal
Principal
M. I. D. S. R. Dental College
LATUR



MIDSAR Dental College & Hospital, Latur

Department of Public Health dentistry



TOBACCO CESSATION CLINIC (TCC)

1. Purpose


An effective TCC has been formed to provide awareness among patients by conducting individual tobacco cessation sessions that include pharmacological and behavioral approaches among tobacco users

2. Scope:

It covers all the different forms of tobacco use like Smoke and Smokeless form among the patients who visits the Hospital

3. Responsibility:

- The Tobacco Cessation Center is under the Department of Public Health Dentistry with referral support from other Dental departments.
- The Center operates on a daily basis with a monthly schedule of posting of a staff along with interns.
- The interventions used both Behavioral and Nicotine replacement therapies. The data recorded from the Tobacco cessation center is maintained in a standard format of National Guidelines of Tobacco Cessation.
- The Center will be coordinated with other departments. The referral pathway is laid out and all dental departments are sensitized regularly.
- The TCC is located on the ground floor near Registration area with area 300sq. feet. We have an adequate space for comfortable sitting of the patients, and also sufficient posters were displayed.
- The tobacco cessation clinic is working under the Dept of Public Health Dentistry/ Dept of Medicine and Radiology with strong in-built referral systems with other departments.


Principal
M. I. D. S. R. Dental College
LATUR



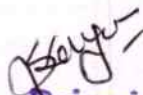
MIDSAR Dental College & Hospital, Latur

Department of Public Health dentistry



EQUIPMENTS AVAILABLE IN TCC

SI No	Equipments/ materials	Quantity
01	Printed patient records	Adequate number
02	Clinical diagnostic instruments	Adequate number
03	Computer with projector	01
004	Printed IEC material	Adequate number
05	Television with DVD Player	01
06	Portable audio system with cordless microphone	01


Principal
M. I. D. S. R. Dental College
LATUR



MIDSR Dental College & Hospital, Latur

Department of Public Health dentistry



ANNEXURE- I _____

Tobacco Cessation Center – Registration Form

Date: _____ TCC Regd. No: _____

OPD No.: _____ Referred From: _____

Informed Consent

I have been informed about the various aspects of this in-depth interview and would cooperate with the therapist to the best of my knowledge. Any treatment initiated would be mutual and after understanding side effects and all other aspects. I am allowed to withdraw from treatment any time after consulting the therapist.

Signature of Therapist

Signature of Participant

Name: _____

Age: _____

Sex: Male

Female

Address: _____

Phone No.: _____

Email: _____

Education (no. of years of formal education): _____

Marital Status: Unmarried

Married

Widowed

Separated or Divorced

Not applicable

No. of years of marriage: _____

Occupation: Professional or Semi-professional

Skilled, semi-skilled or unskilled worker

Retired

Housewife

Student

Other

Unemployed

No. of years in present service: _____

No. of working hours per day: _____

Income per month: _____

No. of members in household: _____

No. of dependents: _____

Boyer
Principal

M. I. D. S. R. Dental College
LATUR



MIDSR Dental College & Hospital, Latur

Department of Public Health dentistry



Details of tobacco use

TYPE (cigarette, beedi, hookah, gutka, khaini, paan, mawa, misri, gul, any other)	Quantity consumed per day (a)	No. of years since habit initiated (b)	Sachet/Cigarette years (a*b)
Smoked			
Smokeless			

Daily tobacco use pattern:

Time: Daily triggering factors/ cues (friends, meals, tea breaks, stress, travel, bowel, any other)

Reasons for use of tobacco products:

Reasons for use of continued daily tobacco products:

Expense per month on tobacco:

Source of purchase of tobacco :

Near the residence

Near the workplace

Any other

Order of purchase of tobacco:

Bulk purchase

Daily purchase

Whenever needed

Sharing with friends

Any money spent on health related problems due to tobacco use: Yes
No

Severity of nicotine dependence (as per Fagerstorm Nicotine Dependence / Modified Fagerstorm Nicotine Dependence Scale):

Previous attempts at quitting tobacco:

Previous attempts at quitting: Yes If yes, when was the most recent attempt made?
No

Number of previous attempts at quitting:

Type of tobacco Reasons for quitting Reasons for relapse

Smoked

Smokeless

Remarks
Principal
M. I. D. S. R. Dental Co
LATUR



MIDSR Dental College & Hospital, Latur

Department of Public Health dentistry



Reasons for relapse: Craving, insomnia, irritability, headaches, constipation, social pressure, lack of productive work or concentration, psychological stress, family tensions, financial tension, chronic illness, pain, any other

Stage of behavior change: Pre-contemplation
 Contemplation
 Preparation
 Action
 Maintenance

Alcohol Use: Yes
 No

Pattern of alcohol use in last one year: Daily drinking
 Regular drinking (3 or more a week)
 Social drinking (less than 3 a week)
 None

Average no. of units per drinking day:
 (1 unit = 30 ml spirit/ 60 ml wine/ half mug beer)

Other substance use: Yes/ No

Substance used	Pattern of use in past one year	Dependence (Yes/ No)	Avg amounts/ units per day	Remarks
----------------	---------------------------------	----------------------	----------------------------	---------

Family history of tobacco use in first degree relatives: Smoked
 Smokeless
 Both
 None

History & symptoms suggestive of:

Cough	Cough with sputum	Yes/ No
	Sputum with blood	Yes/ No
Bronchial	Breathlessness	Yes/ No
Cardiac	Chest pain	Yes/ No
	Hypertension	Yes/ No
Others	Cancer	Yes/ No
	Diabetes	Yes/ No
	TB	Yes/ No
	Weight gain	Yes/ No
	Weight loss	Yes/ No

Physical Examination:

Height (cm):	Weight (kg):	Body Mass Index:
Pulse:	Systolic Blood Pressure	Diastolic Blood Pressure

[Signature]
 Principal
 M. I. D. S. R. Dental College
 LATUR



MIDSAR Dental College & Hospital, Latur

Department of Public Health dentistry



Oral Health Status & History of Dental Treatment

Chief dental complaint:

Intra-oral examination:

Oral Condition	Present/ Absent	Description
Leukoplakia:	Yes	
	No	
Sub mucous fibrosis:	Yes	
	No	
Erythroplakia:	Yes	
	No	

Investigations:

Biopsy:

Blood investigations:

Any other:

Provisional Diagnosis:

Carbon Monoxide Breath Analysis Test:

Done. CO level _____ ppm	Not Done
CO levels: 0 – 6N, 7 – 10N, >10N	

Intervention:

Cold turkey

Behavior counseling

Behavior counseling + NRT (type of NRT _____)

Behavior counseling + Medication

Behavior counseling + Medication + NRT (type of NRT _____)

Instructions on possible side effects & adverse drug reactions have been explained: Yes/ No

Handwritten Signature
Principal
M. I. D. S. R. Dental College
LATUR



MIDSR Dental College & Hospital, Latur

Department of Public Health dentistry



Details of pharmacotherapy

Follow up details:

F/U visit	Date	Use status	Cotinine Test (Done or not) (+ve or -ve_	CO Breath Analysis (Done or not)	CO level	Treatment	Medication/ NRT
0-2 wks							
2-4 wks							
4-6 wks							
6 wks- 3 months							
3-6 months							
6-9 months							
9-12 months							

Treatment:

- | | |
|--------------------------------|---|
| 1. Behavioral counseling | 2. Behavioral counseling + medication |
| 3. Behavioral counseling + NRT | 4. Behavioral counseling + NRT + Medication |

Status:

- | | | | | |
|-------------------------------|----------------------------------|----------------|----------------------|------------|
| 1. No change
(<50% change) | 2. Reduced use
(>=50% change) | 3. Stopped use | 4. Lost to follow up | 5. Relapse |
|-------------------------------|----------------------------------|----------------|----------------------|------------|

Source of information:

Follow up	Phone call	Email	Mail
-----------	------------	-------	------

Other remarks:


Name of Therapist: _____ Signature: _____

Date: _____

Sanyal
Principal
M. I. D. S. R. Dental College
LATUR


MIDSR Dental College, Latur
List of Students Trained In Tobacco Cessation


Sr. No.	Name of the Student
1	Barure Shradha Uddhav
2	Bhagwat Kalyani Suresh
3	Birajdar Shilpashri H.
4	Chamle Gangeshwari V.
5	Chatnale Vishwanath M.
6	Chidrikar Shreya Kashinath
7	Chounde Gauri Sanjayappa
8	Dahiphale Rutuja M.
9	Deshmukh Shruti S.
10	Deshmukh Shruti T.
11	Dhaygude Sadhana V.
12	Dungarwal Shreyas H.
13	Gaike Trupti S.
14	Gaikwad Vaishali
15	Gatate Madhuri
16	Gattani Gauri
17	Gawade Anuradha
18	Giram Vaishnavi
19	Godbole Swapnil
20	Gopalghare Dnyaneshwar
21	Hariyani Mahima S
22	Hople Sneha V.
23	Ingle Shreya S.
24	Jadhav Nitin B.
25	Jadhav Pavan S.
26	Jadhav Priyanjali P.
27	Jadhav Priyanka V.
28	Jadhwar Dipali Babasaheb
29	Joshi Mandar Manohar
30	Kalantri Rutuja Surendra
31	Kamble Divya Vilasrao
32	Kamble Govind Kundlik
33	Kashetwar Akanaksha M.
34	Kendre Aishwarya A
35	Khandade Disha L
36	Khandade Ganesh D
37	Khude Shivpriya S


Principal
M.I.D.S.R. Dental College.
LATUR


Principal
M. I. D. S. R. Dental College
LATUR

38	Kulkarni Vishakha U
39	Kureshi Naval Anjum
40	Latpate Rashi R.
41	Limbore Neha M.
42	Lodha Chaitali R.
43	Malshetwar Kailas
44	Mhetre Anjali Udhav
45	Morey Sayali S.
46	Mohekar Dnyaneshwari Y.
47	Munde Pooja S.
48	Mundhe Meera S.
49	Mundhe Radhika P.
50	Nanne Pranjali S.
51	Navandar Anuja V.
52	Ogale Arti Atmaram
53	Pathan Mahewish Fatema Juber
54	Pathan Naushaba Rashid
55	Patil Prajakta Shrikant
56	Patil Shivani Vishwas
57	Phansalkar Parth Ashutosh
58	Phutane Kashmiri Kiranrao
59	Pinate Suraj Ram
60	Pokalwar Rohit G.
61	Puri Mansi Sunil
62	Sathe Rutuja Kishore
63	Selukar Kirti D.
64	Shankurwar Navinkumar N.
65	Sayyed Hashmi Adeeba
66	Shinde Prajakta B.
67	Somani Neha Vijay
68	Sugave Hrishikesh B.
69	Suryawanshi Swati A.
70	Suryawanshi Yogesh
71	Swami Prajakta R.
72	Swami Shreya S.
73	Tadwalkar Shivani R.
74	Thombre Surajkumar
75	Vhanmane Gurunath
76	Vipra Prachi P.
77	Waghmare Dipali B.
78	Yedle Arti S.
79	Yelapure Nishigandha


Principal
M.I.D.S.R. Dental College
- LATUR


Principal
M. I. D. S. R. Dental College
LATUR



MIDSR Dental College & Hospital, Latur
Department Of Public Health Dentistry



TOBACCO CESSATION CLINIC

CENSUS- 2021

Sr.No.	Month	No. of Patients
1	January	30
2	February	37
3	March	36
4	April	31
5	May	30
6	June	30
7	July	54
8	August	37
9	September	31
10	October	31
11	November	30
12	December	16

[Signature]
Asst. Prof.
Dept. of Public Health Dentistry
M.I.D.S.R. Dental College, Latur

[Signature]
Principal
M. I. D. S. R. Dental College
LATUR

[Signature]
Principal
M.I.D.S.R. Dental College,
LATUR



MIDSAR Dental College & Hospital, Latur

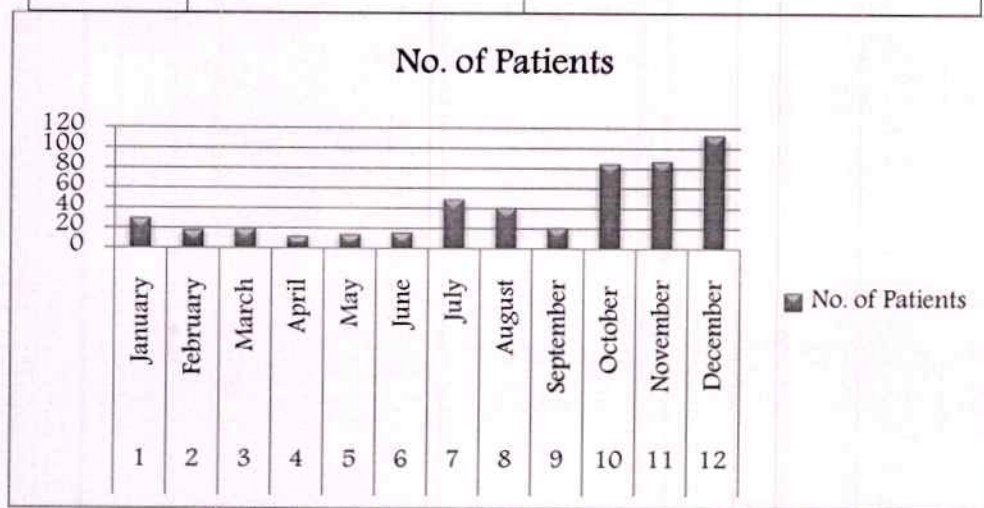
Department Of Public Health Dentistry



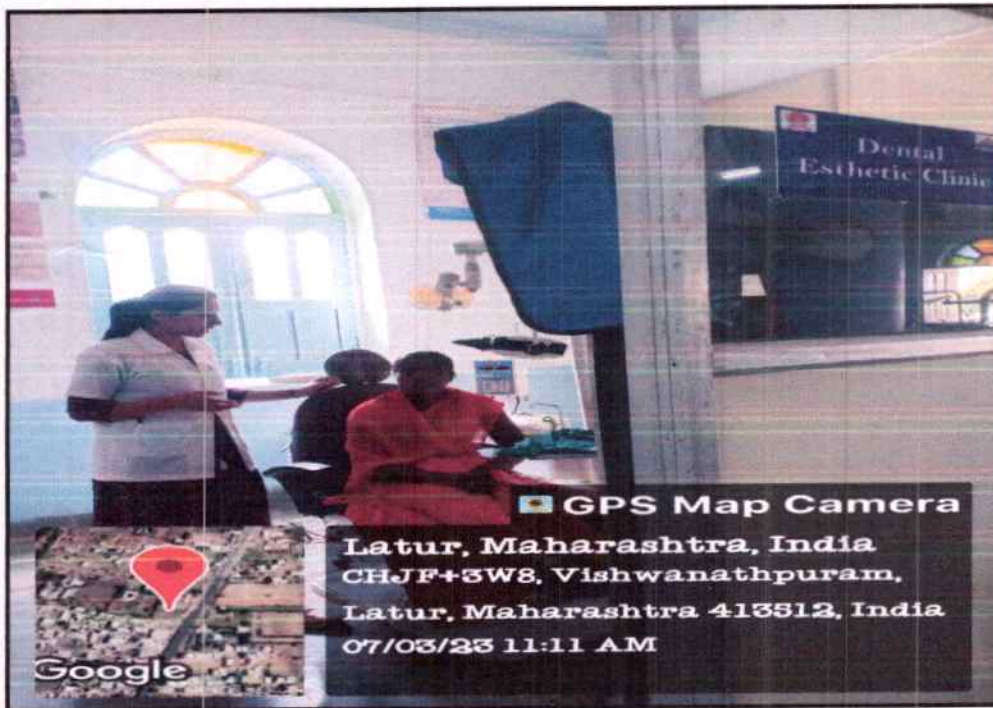
TOBACCO CESSATION CLINIC

CENSUS- 2022

Sr.No	Month	No. of Patients
1	January	30
2	February	18
3	March	20
4	April	12
5	May	14
6	June	16
7	July	49
8	August	41
9	September	21
10	October	85
11	November	87
12	December	113



Koyale
M. I. D. S. R. Dental College
LATUR



Esthetic Room

Sanyame
Principal!
M. I. D. S. R. Dental College
LATUR




Figure 1: Mechanical part drawing

MIDSR Dental College, Latur
List of Students Trained In Esthetics Clinic

Sr. No.	Name of the Student	Department
1	Chinchansure Pranoti Shivkumar	Prosthodontics
2	Kawade Pratish Prabhakar	Prosthodontics
3	Langote Pooja Kishor	Prosthodontics
4	Chavan Bhagyashree Pravinsing	Prosthodontics
5	Ghuge Jayshree Uttam	Prosthodontics
6	Raut Shivani Rahul	Prosthodontics
7	Bade shital suresh	Conservative dentistry
8	Khase akshay arun	Conservative dentistry
9	Wankhede vaishali rajendra	Conservative dentistry
10	Chanchalwad yogesh balaji	Conservative dentistry
11	Kendre pooja vaijnathrao	Conservative dentistry
12	Kombade priyanka dhananjay	Conservative dentistry


Principal
M.I.D.S.R. Dental College.
LATUR


Principal
M. I. D. S. R. Dental College
LATUR

Handwritten text, possibly a signature or date, located in the lower right quadrant of the page.

Esthetic

January (2023)

PAGE NO.:

DATE:

PAGE NO.:

DATE:

Date	OPD No	Name of Patient	Work Done	PG(operator)
4/1/23	251255	Priyanka Bansode	Class IV composite restoration done \bar{c} $\bar{1}$ using direct technique	Dr. Shital
5/1/23	250006	Omkar Bhande	Midline Diastema closure done \bar{c} composite resin using direct technique	Dr. Vahali
20/1/23	257687	Shwati Ekambe	Post space preparation done with $\bar{1}$ / $\bar{1}$ Fibre post cementation done and core build up done with composite resin	Dr. Akshay
1/23	252257	Mirmala Sesswade	Class III Composite restoration done \bar{c} $\bar{1}$ / $\bar{2}$	Dr. Pooja

Kalyan
Principal

M. I. D. S. R. Dental College
LATUR

DATE: _____

FEBRUARY

Date	OPD No.	Name of the Patient	Work Done	PG Operator
05/02/23	255112	Suryakant Sugave	Midline Diastema Closure done with composite resin using direct technique.	Dr. Yogesh
08/02/23	214818	Dhondiram Poul	Class IV cavity Preparation done & composite restoration done	Dr. Akshay
14/2/23	232315	Asmat Pathan	Post space preparation done & fibre post cementation done & core build up done with composite resin.	Dr. Vaishali

Principal
M. I. D. S. R. Dental College
LATUR

Date	OPD NO	Name of the patient	Work done	PG Name	Dr. Sign
10/1/22 10/1/22	213378	Arun Patle	Fiber post cementation done $\frac{1}{1}$	Dr. Vaishali	<i>[Signature]</i>
15/1/22	187318	Datta Chavan	Class IV Composite $\frac{1}{3}$	Dr. Sheetal	<i>[Signature]</i>
17/1/22	222542	Anju Katke	Composite Restoration Obturation done $\frac{1}{32}$	Dr. Vaishali	<i>[Signature]</i>
21/1/22	195026	Shrinivas Pawar	Fiberpost cementation $\frac{1}{5}$	Dr. Sheetal	<i>[Signature]</i>

[Signature]
Principal
M. I. D. S. R. Dental College
LATUR

Date	OPD No	Name of Pt	Treatment done	Per. Name	Staff sign
30-11-24	195158	Colakar Kishanda	class B composite build up done 2/2	Dr. Arjun	<i>[Signature]</i>
12-11		Balasubh Jugtap	Fibre post placed 1/23	Dr. Arjun	<i>[Signature]</i>
11/12/24	191373	Sujit Shinde	Non Vital bleaching 1/1	Dr. Vaidya	<i>[Signature]</i>

[Signature]
 Principal
 M. I. D. S. R. Dental College
 LATUR

Date	Opd No.	Name of pt	Work done	Dr Name	Start size
5-1-22	155164	Suresh Nalwad	Class III Composite restoration done 3/	Dr. Anuja	2/
9-2-22	166008	Akash Valsange	Non vital bleaching done 1/	Dr. Anuja	2/
10-2-22	140656	Akash Kumbhar	Composite restoration done 2 1/1	Dr. Damini	2/
11-10-21	166185	priti swami	class II composite restoration done 2 1/1	Dr. Akshay	2/
28-1-21	160240	Pooja Jadhav	Class IV Composite restoration done 1/1	Dr. Anuja	2/

Sonpur
Principal
M. I. D. S. R. Dental College,
LATUR

Date	Opt No	Name of pt	work done	Pr Name	Staff sign
7-10-20	170597	Vdhay Ghotmukhe	Composite restoration done in 145	Dr. Nayam	ful
11-10-20	190159	Uday Vaybase	Composite restoration done in 14	Dr. Damru	ad
12-10-20	155342	Aarti Nagargoje	class II composite restoration done in 4	Dr. Anuja	ful
20-10-20	170049	Deepa Swami	Class III Composite restoration done in 11	Dr. Nayam	ful
13-10-20	190156	Kahini Mude	Composite restoration done in 27	Dr. Damru	Madhu
12-10-20	124244	Vishal Pethi	Fiber post cementation done in 3	Dr. Anuja	ful


 Principal
 M. I. D. S. R. Dental College
 LATUR

Date	OPD No	Name of Pt	Work done	Pg Name	Staff sign
7/1/20	116536	Hanumant Chuge	Class III cavity prepared & $\bar{1}$ & restored using composite.	Dr Sandip	<i>[Signature]</i>
21/1/20	113123	Milind Bhatkar	All ceramic crown given & $\bar{6}$	Dr Yogesh	<i>[Signature]</i>
21/1/20	108109	Shubhi Pabli	All ceramic crown placed & $\bar{5}$	Dr Revatee	<i>[Signature]</i>
28/1/20	116540	Aditya Manthalkar	Class IV cavity prepared & $\bar{1}$ & composite restorations given.	Dr Sharvate	<i>[Signature]</i>
10/2/20	116719	Amal Badole	Fibre post placed & $\bar{1}$ & composite core build up done	Dr Sandip	<i>[Signature]</i>
21/2/20	247560	Atash mere	Fibre post placed & $\bar{1}$ & composite build up done & $\bar{1}$	Dr. Sandip	<i>[Signature]</i>

Principal
M. I. D. S. R. Dental College
LATUR

MIDSR Dental College, Latur

Department of Endodontics

Esthetic Clinic

Month /Year	2018	2019	2020	2021	2022	2023
January	2	6	4	12	8	4
February	3	3	2	25	7	3
March	3	3	9	11	6	
April	5	2	19	19	5	
May	5	3	19	20	5	
June	4	2	19	25	3	
July	4	1	15	26	2	
August	1	2	25	23	8	
September	2	3	24	16	6	
October	2	3	10	20	7	
November	2	3	0	18	7	
December	5	3	0	2	7	
Total Patient	38	34	146	217	71	

Soyane
Principal
M. I. D. S. R. Dental College
LATUR

