



MAEER PUNE's

**MAHARASHTRA INSTITUTE OF DENTAL
SCIENCES & RESEARCH (DENTAL COLLEGE)**

ESTD 2006



Address : Vishwanathpuram Ambajogai Road,
Latur. 413531 (Maharashtra)


Tel : (02382) 228063, 227703,
227424
Fax : (02382) 228063

Email : principal@mitmidsr.edu.in
midsr.latur@gmail.com
Website : www.mitmidsr.edu.in

**5.1.2 Capability enhancement and development schemes employed
by the Institution for students:**

1. Soft skills development
2. Personality and professional development
3. Yoga and wellness
4. Human value development
5. Language and communication skills development
6. Analytical skill development

**Note : Following data is hereby attested by Principal, MIDSR
Dental College. From page no. 1 to 353.**


Principal
M. I. D. S. R. Dental College,
LATUR



MAEER PUNE'S

**MAHARASHTRA INSTITUTE OF DENTAL
SCIENCES & RESEARCH (DENTAL COLLEGE)**



Address : Vishwanathpuram Ambajogai Road,
Latur. 413531 (Maharashtra)

Tel : (02382) 228063, 227703,
227424
Fax : (02382) 228063

Email : principal@mitmidsr.edu.in
midsr.latur@gmail.com
Website : www.mitmidsr.edu.in

5.1.2 Capability enhancement and development schemes employed by the institution for students:



MAEER PUNE'S

MAHARASHTRA INSTITUTE OF DENTAL SCIENCES & RESEARCH (DENTAL COLLEGE)

ESTD 2006



Address : Vishwanathpuram Ambajogai Road,
Latur. 413531 (Maharashtra)

Tel : (02382) 228063, 227703,
227424

Fax : (02382) 228063

Email : principal@mitmidsr.edu.in
midsr.latur@gmail.com

Website : www.mitmidsr.edu.in

Index

Sr. No.	Content	Page No.
1	Soft skills development	1-153
2	Personality and professional development	154-269
3	Yoga and wellness	270-307
4	Human value development	308-311
5	Language and communication skills development	312-322
6	Analytical skill development	323-354



MAEER PUNE'S

**MAHARASHTRA INSTITUTE OF DENTAL
SCIENCES & RESEARCH (DENTAL COLLEGE)**



Address : Vishwanathpuram Ambajogai Road,
Latur. 413531 (Maharashtra)

Tel : (02382) 228063, 227703,
227424
Fax : (02382) 228063

Email : principal@mitmidsr.edu.in
midsr.latur@gmail.com
Website : www.mitmidsr.edu.in

Soft skills development



MAEER PUNE'S
**MAHARASHTRA INSTITUTE OF
DENTAL SCIENCES AND RESEARCH,
LATUR**



(DENTAL COLLEGE & HOSPITAL)

Vishwanathpuram, Ambajogai Road,
Latur – 413531 (M.S.) INDIA

Tel: 02382- 227703,227424
Fax: 02382-228063

Email: midsr.latur@gmail.com
principal@mitmidsr.edu.in

Date: - 28.12.2017.

Dental Education Unit **Annual Report-2017**

In the year 2017 The Dental Education unit successfully conducted a workshop through department of Prosthodontics. The workshop was conducted with the vision of improving knowledge and skills of faculty and students in the subject of Implantology. The workshop was conducted under the chairmanship of Dr. Anand Ambekar, Professor in the Orthodontics department.

The details program conducted are as follows.

Sr. No.	Date	Title of The Program	Name of The organizing Department	Name of The Program Organizing Chairman	No. of Participants
01	26/07/2017	All on 4 Implant Workshop	Prosthodontics	Dr. Suresh Kamble	23

The total no. of 23 participants was benefited in the year 2017. The year 2017 is concluded with one workshop and three committee meetings under the flagship of Dr. Anand Ambekar as a chairman and Dr. Safalya Kadatane as a convener of DEU.

Convener
Dental Education Unit,
MIDSR Dental College,
Latur.

Chairman,
Dental Education Unit,
MIDSR Dental College,
Latur.

DETAILS OF PROGRAM CONDUCTED

1. Program- All on 4 Implant Workshop

- Report.-

The department of Prosthodontics conducted a workshop on 26 Sep 2017 at MIMSR Medical College, Latur. The Topic Of workshop was Surgical and Prosthetic Consideration in All on Four Concepts. Guest Speakers for the Programme Was Dr. Prakash Patil. The Programme Was A Huge Success With 23 Participants Including Heads And Staff Of Other Colleges In Maharashtra Who Attended The Programme. The Programme Started With Inauguration By Lighting The Lamp At The Hands Of Dr.Kamble Suresh (Principal), Dr.Jankar Ajit (HOD, Department Of Prosthodontics) And Dr. Prakash Patil. He Also Showed The Video Demonstration Of Prosthetic Consideration In All On Four Concepts.

The Afternoon Session Consisted Of The Lecture And Demonstration By Dr Prakash Patil. His Lecture Covered Surgical Considerations in All on Four Concept and Prosthetic Consideration in All on Four Concepts. He Also Demonstrated Implant Placement In Dummy Model So As To Provide Maximum Benefits In The Surgical Considerations In All On Four Concepts And Prosthetic Consideration In All On Four Concepts.

The workshop was Largely Appreciated by All the Delegates Who Consisted of Many Stalwarts in the Field of Prosthodontics.

- Brochure.-



The brochure features a colorful background with wavy lines in shades of blue, green, yellow, and pink. At the top left is the MAER's Pune logo, and at the top right is the MIMSR logo. The central text reads: MAER'S PUNE MAHARASHTRA INSTITUTE OF DENTAL SCIENCES AND RESEARCH (Dental College & Hospital) Vishwanathpuram, Ambajogai Road, Latur. Below this, the title 'CONTINUING DENTAL EDUCATION PROGRAMME' is written in bold red letters. Two portraits are shown: Prof. (Dr.) Vishwanath D Karad on the left and Mr. Ramesh (Appa) Karad on the right. Below the portraits, the text states: ORGANISED BY ORGANISING COMMITTEE MIMSR DENTAL COLLEGE & HOSPITAL, LATUR.

MAER'S PUNE
MAHARASHTRA INSTITUTE OF DENTAL SCIENCES AND RESEARCH
(Dental College & Hospital)
Vishwanathpuram, Ambajogai Road, Latur.

MIMSR

CONTINUING DENTAL EDUCATION PROGRAMME

Prof. (Dr.) Vishwanath D Karad
Executive President and
Managing Trustee
UNESCO CHAIR Holder, UNESCO CHAIR for
Human Rights, Democracy and Peace.

Mr. Ramesh (Appa) Karad
Executive Director
MIMSR Medical College Campus
Latur.

ORGANISED BY
ORGANISING COMMITTEE
MIMSR DENTAL COLLEGE & HOSPITAL, LATUR.

TIME	LECTURE	SPEAKER
8-9 AM	Registration	
9 – 11 AM	Introduction to all on four concept	Dr. Prakash Patil
11-11:15AM	High Tea break	
11:15 AM - 1 PM	<ul style="list-style-type: none"> • Surgical considerations • Prosthetic considerations 	Dr. Prakash Patil
02-05 PM	<ul style="list-style-type: none"> • Hands on with dummy models • Doubt Clearing Session 	Dr. Prakash Patil

- **Certificate Format:**



• **List of Participants-**

CDE was Surgical and prosthetic consideration in all on four concept.-2017

Sr. No.	Name of Delegate	College	Designation	E-Mail ID	Contact	Registration No.	Signature
1	Dr. Prakash Patil						
2	Dr. S. S. Kamble	MIDSR College, Latur	Professor	sskamble2014@gmail.com	9869432985	A-3266	<i>[Signature]</i>
3	Dr. A. S. Jankar	MIDSR College, Latur	Professor	ajitdoc@yahoo.com	9422306958	A-7120	<i>[Signature]</i>
4	Dr. Bhushan R. Bangar	MIDSR College, Latur	Reader	drbangar@yahoo.com	9322649746	A-2666	<i>[Signature]</i>
5	Dr. Rahul Laturiya	MIDSR College, Latur	Professor	rlaturiya@gmail.com	9850500765	A-7524	<i>[Signature]</i>
6	Dr. Ashwini Khandare	MIDSR College, Latur	Lecturer	ashwinikhandare@gmail.com			<i>[Signature]</i>
7	Dr. Amol Dhiphode	MIDSR College, Latur	Lecturer	dr.amolmd@gmail.com	9975456109	A-14889	
8	Dr. Susheer Gajare	MIDSR College, Latur	Lecturer	drsusheer26@gmail.com	7744013211	A-21160	<i>[Signature]</i>
9	Dr. Sandeep S. Fere	MIDSR College, Latur	Lecturer	sandeep.fere@hotmail.com	8007831111	A-24249	<i>[Signature]</i>
10	Dr. Shashi S. Patil	MIDSR College, Latur	Lecturer	patishashi@gmail.com	9766869411	A-11111	<i>[Signature]</i>
11	Dr. Shyam Jadhav	MIDSR College, Latur	Lecturer	jadhav.shyam52@gmail.com	9561023199	A-22458	<i>[Signature]</i>
12	Dr. Rashmi R. Shash	MIDSR College, Latur	Lecturer	Rashu.shah@gmail.com	9028670823		<i>[Signature]</i>
13	Dr. Balaji Munde	MIDSR College, Latur	Lecturer	balajimunde@gmail.com			<i>[Signature]</i>
14	Dr. Sikandar pathan	MIDSR College, Latur	Tutor	dr.sikanderpathan@outlook.com	9404017896	A-17787	<i>[Signature]</i>

5	Dr. Jyoti Munjane	MIDSR College, Latur	Tutor	munjanejoti@gmail.com			<i>[Signature]</i>
6	Dr. Sonali Bharadiya	MIDSR College, Latur	Tutor	sonalibharadiya_bajaj@gmail.com	9730638055	A-20934	<i>[Signature]</i>
7	Dr. Shital Nagime	MIDSR College, Latur	Tutor	deshitalnag@gmail.com	8180926414		<i>[Signature]</i>
8	Dr. Swati D. Patil	MIDSR College, Latur	Tutor	Patilswati@gmail.com			<i>[Signature]</i>
19	Dr. Kunal Vaishnav	MIDSR College, Latur	PG Students	roy.kkg@gmail.com	7972650232	A28806	<i>[Signature]</i>
20	Dr. Shruti Botwe	MIDSR College, Latur	PG Students	shruti2002@gmail.com	8007401697	A32816	<i>[Signature]</i>
21	Dr. Siddharth Narote	MIDSR College, Latur	PG Students	narote796@gmail.com	8890244348	A33402	<i>[Signature]</i>
22	Dr. Dishita Chokhani	MIDSR College, Latur	PG Students	dishitachokhani@gmail.com	940478769	A32818	<i>[Signature]</i>
23	Dr. Varsha J.	MIDSR College, Latur	PG Students	varshajoteppa92@gmail.com	846887677	A2882	<i>[Signature]</i>


• **Photographs:**



Facilitation



Guest with Hon. Stage Members





MAEER PUNE'S
**MAHARASHTRA INSTITUTE OF
DENTAL SCIENCES AND RESEARCH,
LATUR**



(DENTAL COLLEGE & HOSPITAL)

Vishwanathpuram, Ambajogai Road,
Latur – 413531 (M.S.) INDIA

Tel: 02382- 227703,227424
Fax: 02382-228063

Email: midsr.latur@gmail.com
principal@mitmidsr.edu.in

Date: - 24.12.2018.

Dental Education Unit **Annual Report-2018**

In the year 2018 The Dental Education unit successfully conducted a workshop through department of Prosthodontics & an inter departmental program under the name of scientific forum. The initiative was taken with the vision of improving knowledge and skills of faculty and students in the subject of dentistry and social sciences. The program was conducted under the chairmanship of Dr. Anand Ambekar, Professor in the Orthodontics department.

The details program conducted are as follows.

Sr. No.	Date	Title of The Program	Name of The organizing Department	Name of The Program Organizing Chairman	No. of. Participants
01	22/02/2018	TMJ Pain Management	Oral Surgery, Prosthodontics	Dr. Syed Ahmad	71

Sr. No.	Date	Departments	Nome of the Presenter	Topic	No. of. Participants
1	20/04/2018	Pedodontics	PG I: Dr. Apeksha Nalwade	Special Children are special need, special...	41
			PG II: Dr. Nikita Panpaliya	Intact 20, Healthy 32	
			Faculty : Dr. Prasanna Dahake	Ethics in Dentistry	
			Guest Lecturer: Mr. Ravindra Tandale	Introduction to Research & Research Funding Agencies	
2	17/05/2018	Periodontics	PG I: Dr. Vrushali Kathole	Cell Selectivity Gum Repair to Regeneration.	45
			PG II: Dr. Amarpreet Tuteja	Bone Grafts: A Bridge in Defect reconstruction	

E:\Kaspersky\Usb Drive\SHASHI\SHASHI PATIL Criteria 5\5.1.2\5.1.2 QnM\1.Soft skill development Personality and professional development\1.Scientific forum Details\Annual Report-2018.docx

			Faculty : Dr. Vishnudas Bhandari	Positive Attitude & Personality Development.	
			Guest Lecturer: Dr. Shaila Somani	Women empowerment.	
3	22/06/2018	Oral Medicine	Faculty: Dr. Sumeet Shah	Seeing the unseen – Orofacial Calcifications	73
			Intern : Mr. Sagar Narayankar	Prevalence of precancerous lesions/conditions in individuals using Tobacco- A pilot study	
			Faculty : Dr. Vijayalaxmi	Management of Biomedical Waste	
			Guest Lecturer: Mr. Kedar C. Khamitkar	Energy Management and Sustainable Development.	
4	31/07/2018	Public Health Dentistry	Intern : Miss. Shraddha Chavan	Effect of Internet on the dentist patient relationship: Dentists Perception	45
			Faculty : Dr. Safalya S. Kadtane	Violence Against Doctors: Save the Saviors	
			Guest Lecturer: Dr. Pallavi K. Jadhav	Ergonomics in Dentistry	
5	30/08/2018	Oral Surgery	PG I: Dr. Priyanka Samel	Antibiotic Resistance ‘SUPERBUG’: Our concern.	20
			Faculty : Dr. Syed Ahmad	Fact & Fallacies of local anaesthesia.	
			Faculty : Dr. Amol Doiphode	MPDS A Challenge for many specialties in dentistry-our newer approach	
			Guest Lecturer: Dr. Cristine Thomas	Basic Life Support	

The total no. of Six programs (One workshop and Five inter departmental scientific program) were conducted in the year 2018. The year 2018 is concluded three committee meetings under the flagship of Dr. Anand Ambekar as a chairman and Dr. Safalya Kadtane as a convener of DEU.



Convener
Dental Education Unit,
MIDSAR Dental College,
Latur.



Chairman,
Dental Education Unit,
MIDSAR Dental College,
Latur.

DETAILS OF PROGRAM CONDUCTED

1. Program- TMJ Pain Management

- **Report-**

Department of Oral and Maxillofacial Surgery department conducted a CDE Programme & Workshop on 22th Feb 2018. The topic of CDE was 'TMJ PAIN'. Guest speakers for the programme were Dr. Syed Ahmed, Dr. Milind Potdar, Dr. Sushil Kumar and Dr. A.S. Khadar Basha.

Details of the scientific session:

1. Dr. Syed Ahmed: Introduction, Clinical Features of TMJ Pain.
2. Dr. Milind Potdar: Psychological Assessment of Patients with TMJ Pain.
3. Dr. Sushil Kumar : Role of Dry Needling, T.E.N.S., Ultrasound, Acupuncture of TMJ Pain.
4. Dr. Susheen Gajare: Prosthodontics Management of TMJ Pain.
5. Dr. Sheeraz Badal : Surgical Management of TMJ Pain.
6. Dr. A.S. Khader Basha: First Live Demo: Musculoskeletal Therapy in TMJ Pain.
7. Dr. Sushil Kumar : Second Live Demo: Dry Needling Therapy in TMD/MPDS .
8. Dr. Priyanka Samel: Examination of TMJ, Diagnosis of TMD, Case Presentations.

The programme was a huge success with 71 participants including heads and staff of other colleges in Maharashtra who attended the programme.

The programme was conducted in the Pathology Lecture Hall, MIMSR Medical College, and Latur. The programme started with inauguration by lighting the lamp at the hands of Hon. Ramesh Karad (Executive Director), Dr. Suresh Kamble (Principal MIDSR Dental College, Latur), Dr. Suresh Kangane (Vice Principal MIDSR Dental College, Latur) and Honb. Rameshappa Karad was felicitated by Dr. Syed Ahmed, Dr. Milind Potdar was felicitated by Dr. Rahul Lature, Dr. Sushil Kumar was felicitated by Dr. Sheeraz Badal and Dr. A. S. Khader Basha was felicitated by Dr. Amol Doiphode. This was followed by the welcome address by Dr. Ahtesham Ahmed.

The inauguration was followed by the lecture by Syed Ahmed. His topic covered Introduction, Clinical Features of TMJ Pain. Next session was followed by Dr. Milind Potdar on Psychological Assessment of Patients with TMJ Pain. After that Tea Break was taken Next session was followed by Dr. Sushil Kumar his topic covered Role of Dry Needling, T.E.N.S., Ultrasound, Acupuncture of TMJ Pain. Next session Followed by Dr. Susheen Gajare his topic covered Prosthodontics Management of TMJ Pain. After 4 sessions lunch break was taken. After lunch, session of lecture by Dr. Sheeraz Badal & after that two live Demonstrations by Dr. A. S. Khader Basha and Dr. Sushil Kumar were conducted. After That Tea break was taken. Followed by P.G. forum was Conducted by Dr. Priyanka Samel. Vote of thanks was given by Dr. Amol Doiphode.

The CDE programme was largely appreciated by all the delegates which consisted of many stalwarts in the field of Oral Maxillofacial Suregry.

• Brochure-

MAEER, PUNE'S
MIDSR DENTAL COLLEGE, LATUR
CDE PROGRAMME

"TMJ PAIN"
22nd FEBRUARY 2018

PATRONS:


HON. PROF. DR. VISHWANATH D KARAD
Founder & Director General,
MAEER'S MIT, Pune

HON. SHRI. RAMESH K. KARAD
Executive Director, MIMSR Campus, Latur

CONVENERS:

DR. S.S. KAMBLE
Principal, MIDSR Dental College,
Latur

DR. S. KANGANE
Vice Principal, MIDSR Dental College,
Latur



GUEST SPEAKERS:

DR. MILIND POTDAR
Consultant Psychiatrist

DR. A. S. KHADER BASHA
Vice Principal, MIP, Latur

DR. T. SURESH KUMAR
Physiotherapist (MPT – Neuro)

CONVENERS:

DR. SYED AHMED
Prof & HOD, Oral & Maxillofacial Surgery

MSDC
APPROVED:
6 CREDIT POINTS

ORGANISING SECRETARY:
DR. SHEERAZ BADAL

TREASURER(S):
DR. AMOL DOIPHODE, DR. ASHOK MUNDE

REGISTRATION & RECEPTION COMMITTEE:
DR. RAHUL LATURE, DR. AHTESHAM AHMED
DR. NILOFER JAMADAR, DR. PRIYANKA SAMEL

ADMINISTRATIVE BOARD:
SHRI. SACHIN MUNDE, SHRI. DAHIPHALE

FOR REGISTRATION CONTACT: DR. PRIYANKA SAMEL – 9987758741

ORGANISING CHAIRMAN:
DR. MOHAMMAD RAFI
Principal, MIP, Latur

JOINT ORGANISING CHAIRMAN
DR. MOHAMMAD RAFI
Principal, MIP, Latur

REGISTRATION FEES: STUDENTS= RS. 100, DELEGATES= RS. 150
VENUE: PATHOLOGY HALL, MIMSR MEDICAL COLLEGE, LATUR.

ORGANISED BY DEPT. OF ORAL & MAXILLOFACIAL SURGERY

MAEER, PUNE'S
MIDSR DENTAL COLLEGE, LATUR
CDE PROGRAMME - "TMJ PAIN"
22nd FEBRUARY 2018

PROGRAMME SCHEDULE

TIME	SCHEDULE	SPEAKER	TOPIC
9-9:30 AM	REGISTRATION		
9:30-10 AM	INAUGURATION		
10-10:30 AM	SESSION 1	DR. SYED AHMED PROFESSOR & HOD, DEPT. OF ORAL & MAXILLOFACIAL SURGERY	INTRODUCTION, CLINICAL FEATURES OF TMJ PAIN
10:30-11.15AM	SESSION 2	GUEST SPEAKER DR. MILIND POTDAR CONSULTANT PSYCHIATRIST, SAWALI MANASOPCHAR RUGNALAYA, HOSPITAL, LATUR	PSYCHOLOGICAL ASSESSMENT OF PATIENTS WITH TMJ PAIN
11:15-11:30AM	TEA BREAK		
11:30AM-12:15 PM	SESSION 3	GUEST SPEAKER DR. SUSHIL KUMAR ASSO. PROFESSOR, DEPT. OF NEUROSCIENCES, MIP	ROLE OF DRY NEEDLING, T.E.N.S., ULTRASOUND, ACCUPUNCTURE IN TREATMENT OF TMJ PAIN.
12:15-1 PM	SESSION 4	DR. SUSHEEN GAJARE READER, DEPT. OF PROSHODONTICS	PROSTHODONTIC MANAGEMENT OF TMJ PAIN
1-2 PM	LUNCH BREAK		
2-3 PM	SESSION 5	DR. SHEERAZ BADAL READER, DEPT. OF ORAL & MAXILLOFACIAL SURGERY	SURGICAL MANAGEMENT OF TMJ PAIN
3-3:25 PM	SESSION 6	GUEST SPEAKER DR. A.S. KHADER BASHA VICE PRINCIPAL, MIP, LATUR	FIRST LIVE DEMO: MUSCLOSKELETAL THERAPY IN TMJ PAIN
3:25-3:50 PM	SESSION 7	DR. SUSHIL KUMAR ASSO. PROFESSOR, DEPT. OF NEUROSCIENCES	SECOND LIVE DEMO: DRY NEEDLING THERAPY IN TMD/MPDS
3:50-4PM	HIGH TEA		
4-5PM	SESSION 8	PG FORUM: DR. PRIYANKA SAMEL RESIDENT, DEPT. OF ORAL & MAXILLOFACIAL SURGERY	EXAMINATION OF TMJ, DIAGNOSIS OF TMD, CASE PRESENTATIONS

ORGANISED BY DEPT. OF ORAL & MAXILLOFACIAL SURGERY

• Certificate Format-

MAEER PUNE'S
MAHARASHTRA INSTITUTE OF DENTAL SCIENCES & RESEARCH,
LATUR

CERTIFICATE OF PARTICIPATION

Dr. / Mr. / Ms. / Mrs. Priyanka Samel has attended the one day
Continuing Dental Education (CDE) programme on 'TMJ PAIN' held on 22nd February 2018 at MIDSR
Dental College, Latur organised by Department of Oral & Maxillofacial Surgery, MIDSR Dental College,
Latur. The programme is approved by Maharashtra State Dental Council with 6 credit points.

MSDC/CDE/4312/2017-2018 dated 24/01/2018.


DR. SYED AHMED
Organising Chairman
MIDSR Dental College, Latur.


DR. SURESH KAMBLE
Principal
MIDSR Dental College, Latur.


DR. SHEERAZ BADAL
Organising Secretary
MIDSR Dental College, Latur.

• **List of Participants-**

SR. NO.	DATE	REG NO.	SURNAME	FIRST NAME	ATTENDING HOURS	QUALIFICATION	PHONE NO.
1	2/22/2018	A-3266	Kamble	Suresh	8	MDS	9869432985
2	2/22/2018	A-24260	Ahmed	Syed	8	MDS	9503537784
3	2/22/2018	A-7524	Lature	Rahul	8	MDS	9850500765
4	2/22/2018	A-16172	Badal	Sheeraz	8	MDS	9049974005
5	2/22/2018	A-14989	Doiphode	Amol	8	MDS	9975456109
6	2/22/2018	A- 916	Ahmad	Ahtesham	8	MDS	7057904010
7	2/22/2018	A-1620	Nilofar	Jamadar	8	BDS	7057904020
8	2/22/2018	A-26160	Gajare	Susheen	8	MDS	7744013211
9	2/22/2018	A-26835	Shah	Rashmi	8	MDS	9028670823
10	2/22/2018	A-15655	Patil	Shashi	8	MDS	9766869411
11	2/22/2018	A-24326	Shah	Sumeet	8	MDS	7391999969
12	2/22/2018	A-22625		Vijayalaxmi	8	MDS	9404882093
13	2/22/2018	A-24719	Bhagwat	Kendre	8	BDS	7219026511
14	2/22/2018	A-16653	Balkunde	Arunachaleshwar	8	MDS	9975721959
15	2/22/2018	A-26995	Nakade	Prashant	8	BDS	7798111385
16	2/22/2018	A-28382	Joteppa	Varsha	8	BDS	8446887677
17	2/22/2018	A-32818	Chokhani	Dishita	8	BDS	9404278769
18	2/22/2018	A-25846	Wadhvani	Madhuri	8	BDS	8451992665
19	2/22/2018	A-32806	Botwe	Shruti	8	BDS	8007401092
20	2/22/2018	A-25249	Agroya	Pooja	8	BDS	8657867979
21	2/22/2018	A-25248	Agroya	Archana	8	BDS	9423544179
22	2/22/2018	A-27648	Deshpande	Sharvaree	8	BDS	7303090845
23	2/22/2018	A-28075	Mohani	Sana	8	BDS	9850016848
24	2/22/2018	A-33397	Nagargoje	Deepak	8	BDS	8308073752
25	2/22/2018	A-10717	Damade	Yogesh	8	BDS	8169580688
26	2/22/2018	A-27281	Gite	Sonali	8	BDS	8698544648
27	2/22/2018	A-27711	Walkar	Kunal	8	BDS	9890409386
28	2/22/2018	A-26806	Vaishnav	Kunal	8	BDS	7972650232
29	2/22/2018	A-30410	Bhangare	Jayashree	8	BDS	9112163964
30	2/22/2018	A-30731	Deshpande	Rujuta	8	BDS	9409268536
31	2/22/2018	A-30728	Vaprani	Tejshree	8	BDS	9403745539
32	2/22/2018	A--26142	Agrawal	Khushbu	8	BDS	9766572483
33	2/22/2018	A-28529	Madansure	Abhidnya	8	BDS	8975900853
34	2/22/2018	A-39074	Kalekar	Radhika	8	BDS	8073389311
35	2/22/2018	A-31031	Zadake	Sujit	8	BDS	9422780470
36	2/22/2018	A-32923	Kondle	Mahendra	8	BDS	8857865848
37	2/22/2018	A- 26971	Sonawane	Mansi	8	BDS	9867824007
38	2/22/2018	A -20004	Samel	Priyanka	8	BDS	9987758741
39	2/22/2018	A-28314	Kathole	Vrushali	8	BDS	7798630919
40	2/22/2018	A-31391	Tuteja	Amarpreet	8	BDS	8888458555

E:\Kaspersky\Usb Drive\SHASHI\SHASHI PATIL Criteria 5\5.1.2\5.1.2 QnM\1.Soft skill developmentPersonality and professional development\1.Scientific forum Details\Annual Report-2018.docx

41	2/22/2018	A-29829	Giri	Trupti	8	BDS	8275942724
42	2/22/2018	A-33248	Malbhage	Smita	8	BDS	8660985941
43	2/22/2018	A-31337	Pathan	Fatima	8	BDS	9890201335
44	2/22/2018	A-30758	Jadhav	Swapnil	8	BDS	8329847943
45	2/22/2018	A-30475	Sonawane	Kshitija	8	BDS	9823383990
46	2/22/2018	A-26825	Satpute	Ashish	8	BDS	8446319830
47	2/22/2018	A-25750	Nagargoje	Gopal	8	BDS	8857810931
48	2/22/2018	A-28685	Tapsale	Priyanka	8	BDS	8928965160
49	2/22/2018	A-18391	Patil	Shraddha	8	BDS	8975912292
50	2/22/2018	A-32868	Bholane	Dnyandeep	8	BDS	8087708958
51	2/22/2018	A-28454	Jadhav	Swati	8	BDS	8329419520
52	2/22/2018	A-31341	Randive	Siddhanth	8	BDS	7218342423
53	2/22/2018	A-33102	Narote	Siddharth	8	BDS	9665998964
54	2/22/2018	A - 33101	Saragade	Amit	8	BDS	9561730726
55	2/22/2018	A-26274	Hariramani	Shruti	8	BDS	8698446525
56	2/22/2018	A-22944	Nagargoje	Godavari	8	BDS	9730640970
57	2/22/2018	A-29524	Kute	Ajay	8	BDS	8055876944
58	2/22/2018	A-33442	Khan	Saleem	8	BDS	8421599981
59	2/22/2018	A - 24985	Shaep	Priyanka	8	BDS	7218737192
60	2/22/2018	A - 28464	Madale	Priyanka	8	BDS	7776013300
61	2/22/2018	A - 33705	Kelode	Ashwini	8	BDS	9970445901
62	2/22/2018	A-30577	Panchal	Vinod	8	BDS	9552299429
63	2/22/2018	A - 30794	Panpaliya	Nikita	8	BDS	7387421856
64	2/22/2018	A - 28548	Dhore	Snehal	8	BDS	9970127364
65	2/22/2018	A-30383	Nalwade	Apeksha	8	BDS	9405428412
66	2/22/2018	A-34751	Pathan	Jabin	8	BDS	8600951518
67	2/22/2018	A - 25942	Fathima	Afreen	8	BDS	8087940221
68	2/22/2018	A-4912	Syed	Nekparvin	8	BDS	9503537784
69	2/22/2018	A - 35329	Khichade	Pavan	8	MDS	9538217087
70	2/22/2018	A-25946	Kulkarni	Sujay	8	MDS	9766903575
71	2/22/2018	A - 24320	Malu	Ankit	8	MDS	9997906162

- **Photographs:**



Latur, MH, India
Vishwanathpuram Latur, 413531, MH, India
22/02/2018 09:10AM
GMT +05:30

Registration of Program




Latur, MH, India
Vishwanathpuram Latur, 413531, MH, India
22/02/2018 12:25 PM
GMT +05:30

Guest Speaker with Hon. Stage Member



Latur, MH, India
Vishwanathpuram Latur, 413531, MH, India
22/02/2018 10:05 AM
GMT +05:30

Inauguration of Program



Latur, MH, India
Vishwanathpuram Latur, 413531, MH, India
22/02/2018 03:20PM
GMT +05:30

Facilitation

2. 1. Scientific Forum Program

- **Report-**

Department of Pedodontics conducted a Scientific Forum Programme on 20th April 2018. Guest speakers for the programme were Mr. Ravindra Tandale (Statistician) & Topic Presenters were Dr. Prasanna Dhake (Reader, Pedodontics), Dr. Apeksha Nalwade (PG Student, Pedodontics) and Dr. Nikita Panpaliya (PG Student, Pedodontics)

Details of the scientific session:

Following are the topics of presentation in the program.



Mr. Ravindra Tandale - Introduction to Research & Research Funding Agencies

Dr. Prasanna Dahake - Ethics in Dentistry

PG I: Dr. Apeksha Nalwade - Special Children are special need, special...

PG II: Dr. Nikita Panpaliya - Intact 20, Healthy 32

• Circular-


**MAEER PUNE'S
MAHARASHTRA INSTITUTE OF
DENTAL SCIENCES AND RESEARCH, LATUR**

 (DENTAL COLLEGE & HOSPITAL)

Vishwanathpuram, Ambajogai Road, Latur - 413531 (M.S.) INDIA
 Tel: 02382-227703, 227424 Fax: 02382-228963
 Email: midsr.latur@gmail.com principal@midsr.edu.in

Out No.MAEER'S/MIDSR/DEU/ /2018 Date:-18/04/2018

Dental Education Unit


Circular

All departments are hereby informed that, the first scientific forum has been held on 20/04/2018 at 2:00 pm to 5:00 pm in pathology Lecturer hall MIMSR Medical college campus. it is mandatory for all teaching faculty, PG Student & Interns to attend the same without hampering the departmental OPD & Clinical Work.

Following are the topics of presentation for first scientific forum.

Thanking You.

Sr. No	Name of Presenter	Designation	Topic
01	Mr. Devendra Tandale	Statistician	Research awareness and resources.
02	Dr. Prasanna Dahake	Reader	Ethics in Dentistry
03	Dr. Apeksha Nalwade	PG Student	Special Children are special need, special...
04	Dr. Nikita Panpaliya	PG Student	Intact 20, Healthy 32.


Principal,
 MIDSR Dental College,
 Latur
 Principal
 M. I. D. S. R. Dental College,
 L A T U R

• Certificate Format-




**MAEER'S PUNE
Maharashtra Institute of Dental Sciences
and Research Centre, Latur**


Certificate of Appreciation

This certificate is awarded to
Mr. Devendra Tandale
 for presenting a topic titled
"Research Awareness & Resources."
 during the Scientific Forum organised by Dental Education Unit
 MIDSR Dental College, Latur held on 20th April 2018



 Dr. Suresh S. Kambale
 Principal,
 MIDSR Dental College, Latur



 Dr. Anand S. Ambekar
 Chairmen, Dental Education Unit,
 MIDSR Dental College, Latur


**MAEER'S PUNE
Maharashtra Institute of Dental Sciences
and Research Centre, Latur**


Certificate of Appreciation

This certificate is awarded to
Dr. Prasanna Dahake
 for presenting a topic titled
"Ethics in Dentistry."
 during the Scientific Forum organised by Dental Education Unit
 MIDSR Dental College, Latur held on 20th April 2018


 Dr. Suresh S. Kambale
 Principal,
 MIDSR Dental College, Latur


 Dr. Anand S. Ambekar
 Chairmen, Dental Education Unit,
 MIDSR Dental College, Latur




**MAEER'S PUNE
Maharashtra Institute of Dental Sciences
and Research Centre, Latur**


Certificate of Appreciation

This certificate is awarded to
Dr. Nikita Panpaliya
 for presenting a topic titled
"Intact 20 Healthy 32"
 during the Scientific Forum organised by Dental Education Unit
 MIDSR Dental College, Latur held on 20th April 2018



 Dr. Suresh S. Kambale
 Principal,
 MIDSR Dental College, Latur



 Dr. Anand S. Ambekar
 Chairmen, Dental Education Unit,
 MIDSR Dental College, Latur


**MAEER'S PUNE
Maharashtra Institute of Dental Sciences
and Research Centre, Latur**


Certificate of Appreciation

This certificate is awarded to
Dr. Apeksha Nalwade
 for presenting a topic titled
"Special Children are Special... needs Special..."
 during the Scientific Forum organised by Dental Education Unit
 MIDSR Dental College, Latur held on 20th April 2018


 Dr. Suresh S. Kambale
 Principal,
 MIDSR Dental College, Latur


 Dr. Anand S. Ambekar
 Chairmen, Dental Education Unit,
 MIDSR Dental College, Latur

• **List of Participants-**

**MAEER PUNE'S
MIDSR DENTAL COLLEGE, LATUR**
Dental Education Unit
Scientific Forum-2018
Attendance List

Date: - 20/04/2018

Sr. No.	Name of Staff /Students	Signature
1	Dr. Suresh Kamble	[Signature]
2	Dr. Jitendra Vashta	[Signature]
3	Dr. Anand Ambekar	[Signature]
4	Dr. Ashwini Bironde	[Signature]
5	Dr. Varsha Sangale	[Signature]
6	Dr. Yogesh Kale	[Signature]
7	Dr. Sunil Shah	[Signature]
8	Dr. Sunil Fec.	[Signature]
9	Dr. Ashwin Bude	[Signature]
10	Dr. Nishigamtha Lakshikar	[Signature]
11	Dr. Anil Badgire	[Signature]
12	Dr. Pravin Kumar S. Monare	[Signature]
13	Dr. Pawan Dhore	[Signature]
14	Dr. Deepali Patang	[Signature]
15	Dr. Sneha Ade	[Signature]
16	Dr. Hrushikesh Atulk	[Signature]
17	Dr. Subhanga Nyavhare	[Signature]
18	Dr. Vaishnav Kumar	[Signature]

19	Dr. Nitte Sonali V.	[Signature]
20	Dr. Patil. Shrawalkha.	[Signature]
21	Dr. Ajne Pranita Pradeep	[Signature]
22	Dr. Chavan Shradha P.	[Signature]
23	Dr. Randive Siddhant P.	[Signature]
24	Dr. Ajay Kute	[Signature]
25	Dr. Soma Mehani	[Signature]
26	Dr. Daware Shubhangi	[Signature]
27	Dr. Dhote Nihal	[Signature]
28	Dr. Sanku Jitendra S.	[Signature]
29	Dr. Puri Pratiksha	[Signature]
30	Dr. Deshpande Rupata	[Signature]
31	Dr. Sand Pejanta	[Signature]
32	Dr. Shepe Pranita	[Signature]
33	Dr. Vaprami Tejaswree	[Signature]
34	Dr. Apeksha Nalwade	[Signature]
35	Dr. Goswami Rohini	[Signature]
36	Dr. Chhangare Jyashree	[Signature]
37	Dr. Patil Jatin	[Signature]
38	Dr. Dhote Snehal V.	[Signature]
39	Dr. Sakam Harsh	[Signature]
40	Dr. Shetty Manasa S.	[Signature]
41	Dr. Parul Vinod	[Signature]

• **Photographs:**



Inauguration of Program



World Peace Prayer



Guest Speaker with Hon. Stage Member



Lecture for Participant



Facilitation



Participants

2. 2. Scientific Forum Program

- Report-

Department of Periodontics conducted a Scientific Forum Programme on 17th May 2018. Guest speakers for the programme were Dr. Shaila Somani & Topic Presenters were Dr. Vishnudas Bhandari (Prof. & HOD, Periodontics), Dr. Vrushali Kathole (PG Student, Periodontics) and Dr. Amarpreet Tuteja (PG Student, Periodontics)

Details of the scientific session:

Following are the topics of presentation in the program.

Guest Lecturer: Dr. Shaila Somani- Women empowerment.

Dr. Vishnudas Bhandari - Positive Attitude & Personality Development.

PG I: Dr. Vrushali Kathole - Cell Selectivity Gum Repair to Regeneration.

PG II: Dr. Amarpreet Tuteja - Bone Grafts: A Bridge in Defect reconstruction

- Circular-

MAEER PUNE'S
MAHARASHTRA INSTITUTE OF
DENTAL SCIENCES AND RESEARCH, LATUR
(DENTAL COLLEGE & HOSPITAL)

Vishwanathpuram, Ambajogai Road, Latur - 413531 (M.S.) INDIA
Tel: 02382-227703,227424
Fax: 02382-228063
Email: midsr.latur@gmail.com
principal@mitmidsr.edu.in

Out No.MAEER'S/MIDSR/DEU/138/2018 Date:-14/05/2018

Dental Education Unit

Circular

All departments are hereby informed that, the Second scientific forum has been held on 17/05/2018 at 2:00 pm to 5:00 pm in pathology Lecturer hall MIMSR Medical college campus. It is mandatory for all teaching faculty, PG Student & Interns to attend the same without hampering the departmental OPD & Clinical Work.

Following are the topics of presentation for first scientific forum.

Thanking You.

Sr. No	Name of Presenter	Designation	Topic
01	Dr. Shaila Subhodh Somani	Assio. Professor	Women empowerment.
02	Dr. V. D. Bhandari	Professor	Positive Attitude & Personality Development.
03	Dr. Vrushali Kathole	PG Student	Cell Selectivity Gum Repair to Regeneration.
04	Dr. Amarpreet Tuteja	PG Student	Bone Grafts: A Bridge in Defect reconstruction

Sampat
Principal,
MIDSR Dental College,
Latur.

• Certificate Format-



• List of Participants-

MAEER PUNE'S
MIDSR DENTAL COLLEGE, LATUR
Dental Education Unit
Scientific Forum-2018
Attendance List
Date: - 17/05/2018

Sr. No.	Name of Staff/Students	Signature
1	Dr. Suresh S. Kamble	[Signature]
2	Dr. Sunil Shah	[Signature]
3	Dr. Parvatiwar S. Masrani	[Signature]
4	Dr. Ashutosh Dad	[Signature]
5	Dr. Sanku Ade	[Signature]
6	M. Ashvi Bhand	[Signature]
7	Dr. Sandip Bhand	[Signature]
8	Dr. Parvankumar Singh	[Signature]
9	Dr. Nishigamha Chenukar Dr. Anand Ambekar	[Signature]
10	Dr. Anand Ambekar	[Signature]
11	Dr. Deepali Patane	[Signature]
12	Dr. Vidya Vaybase	[Signature]
13	Dr. Jyoti Kale	[Signature]
14	Dr. Sagar Nisal	[Signature]
15	Dr. Shrikanya Sangle	[Signature]
16	Dr. Vaibhav Ambekar	[Signature]
17	Dr. Suraj Sunil Sarnare	[Signature]
18	Dr. Varsha Sangle	[Signature]
19	Dr. Sukanya Vaybase	[Signature]
20	Dr. Sujata S. Dongre	[Signature]

21	Dr. Anishu Bhande	[Signature]
22	Dr. Sandip Bhandale	[Signature]
23	Dr. Revika Binajdar	[Signature]
24	Dr. Ruchi Rathi	[Signature]
25	Dr. Anam. Dhure	[Signature]
26	Dr. Anam. Anand	[Signature]
27	Dr. Parvati Mahanta	[Signature]
28	Dr. Sphurita S. Joshi	[Signature]
29	Dr. Anil Badgire	[Signature]
30	Dr. Chakraborty Biswala	[Signature]
31	Dr. Ushale Patil	[Signature]
32	Dr. Damande Yagesh	[Signature]
33	Dr. Anali Gupta	[Signature]
34	Dr. Narsik Sidelkanti	[Signature]
35	Dr. Soujanya Patil	[Signature]
36	Dr. Neha Kumari	[Signature]
37	Dr. Jadhav Swapnil	[Signature]
38	Dr. Nagesh Yacharee	[Signature]
39	Dr. Zainab Rattika Surt	[Signature]
40	Dr. Malboge Smita	[Signature]
41	Dr. Rattika Rattika	[Signature]
42	Munde Akshay S.	[Signature]
43	Joshi Swapnil Surt	[Signature]
44	Bhambhani NISHITA	[Signature]
45	Lakshya Rattika A.	[Signature]

- **Photographs:**



Facilitation



Lecture for Participant



Lecture for Participant



Lecture for Participant



Lecture for Participant



Participants

2. 3. Scientific Forum Program

- **Report-**

Department of Oral Medicine conducted a Scientific Forum Programme on 22th June 2018. Guest speakers for the programme were Mr. Kedar C. Khamitkar & Topic Presenters were Dr. Vijayalaxmi (Reader, Oral Medicine), Dr. Sumeet Shah (Lecturer, Oral Medicine) and Mr. Sagar Narayankar (Intern)

Details of the scientific session:

Following are the topics of presentation in the program.

Guest Lecturer: Mr. Kedar C. Khamitkar- Energy Management and Sustainable Development.

Dr. Vijayalaxmi - Management of Biomedical Waste

Dr. Sumeet Shah - Seeing the unseen – Orofacial Calcifications

Intern : Mr. Sagar Narayankar - Prevalence of precancerous lesions/conditions in individuals using Tobacco- A pilot study

Circular-

MAEER PUNE'S
**MAHARASHTRA INSTITUTE OF
 DENTAL SCIENCES AND RESEARCH, LATUR**
 (DENTAL COLLEGE & HOSPITAL) **MIDSR**

Vishwanilparam, Ambajogai Road, Latur - 413531 (M.S.) INDIA Tel: 02382-227703,227434 Email: midsr.latur@gmail.com
 Fax: 02382-228063 principal@midsr.edu.in

Out No.MAEER'S/MIDSR/DEU/182/2018 Date:-18/06/2018

Dental Education Unit

Circular

All departments are hereby informed that, the Third scientific forum has been held on 22/06/2018 at 2:00 pm to 5:00 pm in pathology Lecturer hall MIMSR Medical college campus. It is mandatory for all teaching faculty, PG Student & Interns to attend the same without hampering the departmental OPD & Clinical Work.

Following are the topics of presentation for Third scientific forum.

Thanking You.

Organized by Department of Oral Medicine & Radiology.

Sr. No	Name of Presenter	Designation	Topic
01	Mr. Kedar C. Khamitkar	-	Energy Management and Sustainable Development.
02	Dr. Vijayalaxmi	Reader	Management of Biomedical Waste
03	Dr. Sumeet Shah	Lecturer	Seeing the unseen – Orofacial Calcifications
04	Mr. Sagar Narayankar	Intern	Prevalence of precancerous lesions/conditions in individuals using Tobacco- A pilot study

Principal,
MIDSR Dental College,
Latur.

• **Certificate Format-**

MAEER'S PUNE
**Maharashtra Institute of Dental Sciences
 and Research Centre, Latur** **MIDSR**

Certificate of Appreciation

This certificate is awarded to
Mr. Kedar C. Khamitkar
 for presenting a topic titled,
"Energy Management and Sustainable Development"
 during the Scientific Forum organised by Dental Education Unit
 MIDSR Dental College, Latur on 22nd June 2018

Dr. Suresh S. Kamble
Principal,
MIDSR Dental College, Latur

Dr. Anand S. Ambekar
Chairmen, Dental Education Unit,
MIDSR Dental College, Latur

MAEER'S PUNE
**Maharashtra Institute of Dental Sciences
 and Research Centre, Latur** **MIDSR**

Certificate of Appreciation

This certificate is awarded to
Dr. Vijayalaxmi
 for presenting a topic titled,
"Management of Biomedical waste"
 during the Scientific Forum organised by Dental Education Unit
 MIDSR Dental College, Latur on 22nd June 2018

Dr. Suresh S. Kamble
Principal,
MIDSR Dental College, Latur

Dr. Anand S. Ambekar
Chairmen, Dental Education Unit,
MIDSR Dental College, Latur

MAEER'S PUNE
**Maharashtra Institute of Dental Sciences
 and Research Centre, Latur** **MIDSR**

Certificate of Appreciation

This certificate is awarded to
Dr. Sumeet Shah
 for presenting a topic titled,
"Seeing the Unseen – Orofacial Calcifications"
 during the Scientific Forum organised by Dental Education Unit
 MIDSR Dental College, Latur on 22nd June 2018

Dr. Suresh S. Kamble
Principal,
MIDSR Dental College, Latur

Dr. Anand S. Ambekar
Chairmen, Dental Education Unit,
MIDSR Dental College, Latur

MAEER'S PUNE
**Maharashtra Institute of Dental Sciences
 and Research Centre, Latur** **MIDSR**

Certificate of Appreciation

This certificate is awarded to
Sagar Narayankar
 for presenting a topic titled,
**"Prevalence of Precancerous lesions/conditions in individuals
 using Tobacco – A pilot Study"**
 during the Scientific Forum organised by Dental Education Unit
 MIDSR Dental College, Latur on 22nd June 2018

Dr. Suresh S. Kamble
Principal,
MIDSR Dental College, Latur

Dr. Anand S. Ambekar
Chairmen, Dental Education Unit,
MIDSR Dental College, Latur

List of Participants

Institutional Training Program Petroleum Conservation Research Association						
Region > W.R.			Date > 22-06-2018			
*Name of the Institute >			*Contact No >			
Address Where Programme Conducted >			E-mail Address >			
Sr.No	Name Of Participants	Address of the Participants	Mobile No (Must)	E-Mail ID	Occupation	Signature
1	Dr. Kamini Wale	Kumar Nagar, Lathe	799194489	kmwale@pccra.org	Dentist	[Signature]
2	Dr. Vidya A. Vayase	Renuka Nagar, Lathe	9069109624	vayase@pccra.org	Dentist	[Signature]
3	Dr. Pankaj Singh	MIDSR Bay's Hostel	8779197401	pankaj@pccra.org	Dentist	[Signature]
4	Dr. Vallabh Anand	MIDSR Bay's Hostel	9469492850	vallabh@pccra.org	Dentist	[Signature]
5	Dr. Suresh Anand	MIDSR Bay's Hostel	893508001	suresh@pccra.org	Dentist	[Signature]
6	Dr. Deepali Patane	Ganga apt MIDSR	9567814153	deepalipatane@gmail.com	Dentist	[Signature]
7	Dr. Anjali R. Desane	MIDSR Bhatnagar	9820672477	anjali@pccra.org	Dentist	[Signature]
8	Dr. Anurag K. Desai	MIDSR Bay's Hostel	8851265858	anurag@pccra.org	Dentist	[Signature]
9	Dr. Sachin T. Patil	Adarsh colony, Lathe	9032829211	sachin@pccra.org	Dentist	[Signature]
10	Dr. Pragna Deshpande	Saiviswar, Lathe	9405268536	pragna@pccra.org	Dentist	[Signature]
11	Dr. Anand Mohan	Devihar, Lathe	983016848	anandmohan@pccra.org	Dentist	[Signature]
12	Dr. Ragu Gungul	Khandgaon, Post Pune	9470458705	ragu@pccra.org	Dentist	[Signature]
13	Dr. Anand Mohan	Devihar, Lathe	983016848	anandmohan@pccra.org	Dentist	[Signature]
14	Dr. Anand Mohan	Devihar, Lathe	983016848	anandmohan@pccra.org	Dentist	[Signature]
15	Dr. Anand Mohan	Devihar, Lathe	983016848	anandmohan@pccra.org	Dentist	[Signature]
16	Dr. Anand Mohan	Devihar, Lathe	983016848	anandmohan@pccra.org	Dentist	[Signature]
17	Dr. Anand Mohan	Devihar, Lathe	983016848	anandmohan@pccra.org	Dentist	[Signature]
18	Dr. Anand Mohan	Devihar, Lathe	983016848	anandmohan@pccra.org	Dentist	[Signature]
19	Dr. Anand Mohan	Devihar, Lathe	983016848	anandmohan@pccra.org	Dentist	[Signature]
20	Dr. Anand Mohan	Devihar, Lathe	983016848	anandmohan@pccra.org	Dentist	[Signature]

Institutional Training Program Petroleum Conservation Research Association						
Region > W.R.			Date > 22-06-2018			
*Name of the Institute >			*Contact No >			
Address Where Programme Conducted >			E-mail Address >			
Sr.No	Name Of Participants	Address of the Participants	Mobile No (Must)	E-Mail ID	Occupation	Signature
15	Pranita Ajne	Udgir	7387636062	pranita@pccra.org	Dentist	[Signature]
16	Ghoga Sushil	Ambejogal	7355426136	ghoga@pccra.org	Dentist	[Signature]
17	Dr. Anil Kadate	Lathe	9422790470	anil@pccra.org	Dentist	[Signature]
18	Dr. Vinay Bhal	Lathe	982233423	vinay@pccra.org	Dentist	[Signature]
19	Dr. Suresh M. Misal	Lathe	898879000	suresh@pccra.org	Dentist	[Signature]

Institutional Training Program Petroleum Conservation Research Association						
Region >			Date >			
*Name of the Institute >			*Contact No >			
Address Where Programme Conducted >			E-mail Address >			
Sr.No	Name Of Participants	Address of the Participants	Mobile No (Must)	E-Mail ID	Occupation	Signature
1	Dr. Kamini Wale	MIDSR Lathe	799194489	kmwale@pccra.org	Dentist	[Signature]
2	Dr. Anuja Maniyar	MIDSR, Lathe	940525583	anuja@pccra.org	Dentist	[Signature]
3	Dr. Sunanda G	MIDSR Lathe	9866509418	sunanda@pccra.org	Dentist	[Signature]
4	Dr. Anand M.	MIDSR Lathe	7588114800	anand@pccra.org	Dentist	[Signature]
5	Dr. Shalini K. Kamble	MIDSR Lathe	8828377340	shalini@pccra.org	Dentist	[Signature]
6	Dr. Smriti Chaware	MIDSR, Lathe	8950239831	smriti@pccra.org	Dentist	[Signature]
7	Dr. Shilpa Khande	MIDSR, Lathe	9420625304	shilpa@pccra.org	Dentist	[Signature]
8	Dr. Madhura Vairagi	MIDSR, Lathe	9619206574	madhura@pccra.org	Dentist	[Signature]
9	Dr. Kavitha Magdum	MIDSR, Lathe	8208388072	kavitha@pccra.org	Dentist	[Signature]
10	Arshana Phad	MIDSR Lathe	888413714	arshana@pccra.org	Dentist	[Signature]
11	Pathan Kanchha	MIDSR Lathe	8412860015	pathan@pccra.org	Dentist	[Signature]
12	Dr. Ruchi Rathi	MIDSR, Lathe	7048827669	ruchi@pccra.org	Dentist	[Signature]
13	Dr. Ruchi Rathi	MIDSR, Lathe	7345833944	ruchi@pccra.org	Dentist	[Signature]
14	Dr. Sandip Bhatnagar	MIDSR, Lathe	770948703	sandip@pccra.org	Dentist	[Signature]

Institutional Training Program Petroleum Conservation Research Association						
Region >			Date >			
*Name of the Institute >			*Contact No >			
Address Where Programme Conducted >			E-mail Address >			
Sr.No	Name Of Participants	Address of the Participants	Mobile No (Must)	E-Mail ID	Occupation	Signature
15	Dr. Shrinani Shrinani Sugi	MIDSR Dental, Lathe	981940247	shrinani@pccra.org	Dentist	[Signature]
16	Dr. Pankaj P. Gavale	MIDSR Dental, Lathe	753986736	pankaj@pccra.org	Dentist	[Signature]
17	Dr. Anurag S. Bhatnagar	MIDSR Dental, Lathe	9096954177	anurag@pccra.org	Dentist	[Signature]
18	Dr. Anurag S. Bhatnagar	MIDSR Dental, Lathe	7738639019	anurag@pccra.org	Dentist	[Signature]
19	Dr. Anurag S. Bhatnagar	MIDSR Dental, Lathe	8275442724	anurag@pccra.org	Dentist	[Signature]
20	Dr. Anurag S. Bhatnagar	MIDSR Dental, Lathe	7219151263	anurag@pccra.org	Dentist	[Signature]
21	Dr. Anurag S. Bhatnagar	MIDSR Dental, Lathe	722000886	anurag@pccra.org	Dentist	[Signature]
22	Dr. Anurag S. Bhatnagar	MIDSR Dental, Lathe	8980475844	anurag@pccra.org	Dentist	[Signature]
23	Dr. Anurag S. Bhatnagar	MIDSR Dental, Lathe	983044933	anurag@pccra.org	Dentist	[Signature]
24	Dr. Anurag S. Bhatnagar	MIDSR Dental, Lathe	983044933	anurag@pccra.org	Dentist	[Signature]
25	Dr. Anurag S. Bhatnagar	MIDSR Dental, Lathe	8207231111	anurag@pccra.org	Dentist	[Signature]
26	Dr. Anurag S. Bhatnagar	MIDSR Dental, Lathe	968366634	anurag@pccra.org	Dentist	[Signature]
27	Dr. Anurag S. Bhatnagar	MIDSR Dental, Lathe	968366634	anurag@pccra.org	Dentist	[Signature]
28	Dr. Anurag S. Bhatnagar	MIDSR Dental, Lathe	702083072	anurag@pccra.org	Dentist	[Signature]

Institutional Training Program Petroleum Conservation Research Association						
Region >			Date > 22-06-2018			
*Name of the Institute >			*Contact No >			
Address Where Programme Conducted >			E-mail Address >			
Sr.No	Name Of Participants	Address of the Participants	Mobile No (Must)	E-Mail ID	Occupation	Signature
1	Dr. Anurag S. Bhatnagar	Lathe	940525583	anurag@pccra.org	Dentist	[Signature]
2	Dr. Anurag S. Bhatnagar	Lathe	940525583	anurag@pccra.org	Dentist	[Signature]
3	Dr. Anurag S. Bhatnagar	Lathe	940525583	anurag@pccra.org	Dentist	[Signature]
4	Dr. Anurag S. Bhatnagar	Lathe	940525583	anurag@pccra.org	Dentist	[Signature]
5	Dr. Anurag S. Bhatnagar	Lathe	940525583	anurag@pccra.org	Dentist	[Signature]
6	Dr. Anurag S. Bhatnagar	Lathe	940525583	anurag@pccra.org	Dentist	[Signature]
7	Dr. Anurag S. Bhatnagar	Lathe	940525583	anurag@pccra.org	Dentist	[Signature]
8	Dr. Anurag S. Bhatnagar	Lathe	940525583	anurag@pccra.org	Dentist	[Signature]
9	Dr. Anurag S. Bhatnagar	Lathe	940525583	anurag@pccra.org	Dentist	[Signature]
10	Dr. Anurag S. Bhatnagar	Lathe	940525583	anurag@pccra.org	Dentist	[Signature]
11	Dr. Anurag S. Bhatnagar	Lathe	940525583	anurag@pccra.org	Dentist	[Signature]
12	Dr. Anurag S. Bhatnagar	Lathe	940525583	anurag@pccra.org	Dentist	[Signature]
13	Dr. Anurag S. Bhatnagar	Lathe	940525583	anurag@pccra.org	Dentist	[Signature]
14	Dr. Anurag S. Bhatnagar	Lathe	940525583	anurag@pccra.org	Dentist	[Signature]

Institutional Training Program Petroleum Conservation Research Association						
Region >			Date >			
*Name of the Institute >			*Contact No >			
Address Where Programme Conducted >			E-mail Address >			
Sr.No	Name Of Participants	Address of the Participants	Mobile No (Must)	E-Mail ID	Occupation	Signature
15	Anurag S. Bhatnagar	Lathe	940525583	anurag@pccra.org	Dentist	[Signature]
16	Anurag S. Bhatnagar	Lathe	940525583	anurag@pccra.org	Dentist	[Signature]
17	Anurag S. Bhatnagar	Lathe	940525583	anurag@pccra.org	Dentist	[Signature]
18	Anurag S. Bhatnagar	Lathe	940525583	anurag@pccra.org	Dentist	[Signature]
19	Anurag S. Bhatnagar	Lathe	940525583	anurag@pccra.org	Dentist	[Signature]
20	Anurag S. Bhatnagar	Lathe	940525583	anurag@pccra.org	Dentist	[Signature]
21	Anurag S. Bhatnagar	Lathe	940525583	anurag@pccra.org	Dentist	[Signature]
22	Anurag S. Bhatnagar	Lathe	940525583	anurag@pccra.org	Dentist	[Signature]
23	Anurag S. Bhatnagar	Lathe	940525583	anurag@pccra.org	Dentist	[Signature]
24	Anurag S. Bhatnagar	Lathe	940525583	anurag@pccra.org	Dentist	[Signature]
25	Anurag S. Bhatnagar	Lathe	940525583	anurag@pccra.org	Dentist	[Signature]
26	Anurag S. Bhatnagar	Lathe	940525583	anurag@pccra.org	Dentist	[Signature]
27	Anurag S. Bhatnagar	Lathe	940525583	anurag@pccra.org	Dentist	[Signature]
28	Anurag S. Bhatnagar	Lathe	940525583	anurag@pccra.org	Dentist	[Signature]

• **Photographs:**



Facilitation



World Peace Prayer



Introduction of Guest Speaker



Lecture for Participant

2. 4. Scientific Forum Program

• **Report-**

Department of Public Health Dentistry conducted a Scientific Forum Programme on 31st July 2018. Guest speakers for the programme were Dr. Pallavi K. Jadhav & Topic Presenters were Dr. Safalya Kadtane (Lecturer, Public Health Dentistry), and Miss. Shraddha Chavan (Intern)

Details of the scientific session:

Following are the topics of presentation in the program.

Guest Lecturer: Dr. Pallavi K. Jadhav - Ergonomics in Dentistry

Dr. Safalya S. Kadtane - Violence Against Doctors: Save the Saviors

Miss. Shraddha Chavan - Effect of Internet on the dentist patient relationship: Dentists Perception

Circular-

MAEER PUNE'S
**MAHARASHTRA INSTITUTE OF
 DENTAL SCIENCES AND RESEARCH, LATUR**
 (DENTAL COLLEGE & HOSPITAL) **MIDSR**

Vishwanathpuram, Ambajogai Road, Latur - 413511 (M.S.) INDIA
 Tel: 02382-227789, 227424 Fax: 02382-230663 Email: principal@midsr.edu.in
 Out No. MAEER'S/MIDSR/DEU/04572018 Date:-28/07/2018

Dental Education Unit

Circular

All departments are hereby informed that, the Third scientific forum has been held on 31/07/2018 at 2:00 pm to 5:00 pm in pathology Lecturer hall MIMSR Medical college campus. It is mandatory for all teaching faculty, PG Student & Interns to attend the sa without hampering the departmental OPD & Clinical Work.

Following are the topics of presentation for Third scientific forum.
 Thanking You.
 Organized by Department of Public Health Dentistry.

Sr. No	Name of Presenter	Designation	Topic
01	Dr. Pallavi K. Jadhav	-	Ergonomics in Dentistry
02	Dr. Safalya S. Kadthane	Lecturer	Violence Against Doctors: Save the Saviors
03	Shradha Chavan	Intern	Effect of Internet on the dentist patient relationship: Dentists Perception

Principal,
MIDSR Dental College,
Latur.


• **Certificate Format-**

MAEER'S PUNE
**Maharashtra Institute of Dental Sciences
 and Research Centre, Latur** **MIDSR**

Certificate of Appreciation

This certificate is awarded to
Shradha P. Chavan
 for presenting a topic titled,
"Effect of Internet on the Dentist Patient Relationship: Dentists Perception"
 during the Scientific Forum organised by Dental Education Unit
 MIDSR Dental College, Latur on 31st July 2018



 Dr. Suresh S. Kamble
 Principal,
 MIDSR Dental College, Latur



 Dr. Anand S. Ambekar
 Chairmen, Dental Education Unit,
 MIDSR Dental College, Latur

MAEER'S PUNE
**Maharashtra Institute of Dental Sciences
 and Research Centre, Latur** **MIDSR**

Certificate of Appreciation

This certificate is awarded to
Dr. Safalya S. Kadthane
 for presenting a topic titled,
"Violence Against Doctors: Save the Saviors"
 during the Scientific Forum organised by Dental Education Unit
 MIDSR Dental College, Latur on 31st July 2018



 Dr. Suresh S. Kamble
 Principal,
 MIDSR Dental College, Latur



 Dr. Anand S. Ambekar
 Chairmen, Dental Education Unit,
 MIDSR Dental College, Latur

MAEER'S PUNE
**Maharashtra Institute of Dental Sciences
 and Research Centre, Latur** **MIDSR**

Certificate of Appreciation

This certificate is awarded to
Dr. Pallavi K. Jadhav
 for presenting a topic titled,
"Ergonomics in Dentistry"
 during the Scientific Forum organised by Dental Education Unit
 MIDSR Dental College, Latur on 31st July 2018


 Dr. Suresh S. Kamble
 Principal,
 MIDSR Dental College, Latur


 Dr. Anand S. Ambekar
 Chairmen, Dental Education Unit,
 MIDSR Dental College, Latur

E:\Kaspersky\Usb Drive\SHAS and professional development

developmentPersonality

• **List of Participants-**

MAEER PUNE'S MIDSR DENTAL COLLEGE, LATUR Dental Education Unit Scientific Forum-2018 Attendance List		
Sr. No.	Name of Staff /Students	Signature
1	Dr. Sagar Misal	[Signature]
2	Dr. Anand Ambekar	[Signature]
3	Dr. Ashish Bisdar	[Signature]
4	Dr. Shivraj Saingde	[Signature]
5	Dr. Susha Ade.	[Signature]
6	Dr. Sandip	[Signature]
7	Dr. Vibhav Ambasthika	[Signature]
8	Dr. Pavan Kumar Singh	[Signature]
9	Dr. Deepali Patana	[Signature]
10	Dr. Anantash Mishra	[Signature]
11	Dr. Gulraj Sunil Sarnasare	[Signature]
12	Dr. Varsha Saingde	[Signature]
13	Dr. Nidra K. Sawade	[Signature]
14	Dr. Jagdish Kale	[Signature]
15	Dr. Subhanya Vyavahare	[Signature]
16	Dr. Nishigandha Ghosikar	[Signature]
17	Dr. Smita S. Dange	[Signature]
18	Dr. Kunal Shah	[Signature]
19	Dr. Parvati Kulkarni S. Mhasare	[Signature]
20	Dr. Anil Kumar Patil	[Signature]
21	Dr. Anil Badgire	[Signature]
22	Dr. Sandip Bambale	[Signature]
23	Dr. Ruchi Rathi	[Signature]
24	Dr. Rullee Birajdar	[Signature]
25	Dr. Anurag D.	[Signature]
26	Dr. Anurag Anand	[Signature]
27	Abdulwas Antifa S	[Signature]
28	Dr. Parag Chaudhary	[Signature]
29	Pathan Karishma Shahi	[Signature]
30	Dr. Sphurik S. Joshi	[Signature]
31	Ade Shantel W.	[Signature]
32	Patil. Kalyani. Dukaram	[Signature]
33	Vandit Sheegasha	[Signature]
34	Garhate Summar.	[Signature]
35	Dr. Shree Satal.	[Signature]
36	Maadhav Pawar S.	[Signature]
37	Tambekar Rajeshwari	[Signature]
38	Dr. Vatsant Tejare	[Signature]
39	Sudase Marathe.	[Signature]
40	Culue Amogh.	[Signature]
41	Bhate Ranjeet.	[Signature]
42	Maharajee Sumitkar	[Signature]
43	Tattapure Aparna S.	[Signature]
44	Kadam Pradyum L.	[Signature]
45	KENDRE Anurag D.	[Signature]

• **Photographs:**



Lecture for Participant



Lecture for Participant



Lecture for Participant



Participants

2. 5. Scientific Forum Program

- **Report-**

Department of Oral Surgery conducted a Scientific Forum Programme on 30th August 2018. Guest speakers for the programme were Dr. Cristine Thomas & Topic Presenters were Dr. Syed Ahmad (Prof. & HOD, Oral Surgery), Dr. Amol Doiphode (Reader, Oral Suregy), and Dr. Priyanka Samel (PG Oral Surgery)

Details of the scientific session:

Following are the topics of presentation in the program.

Guest Lecturer: Dr. Cristine Thomas - Basic Life Support

Dr. Syed Ahmad - Fact & Fallacies of local anaesthesia

Dr. Amol Doiphode - MPDS A Challenge for many specialties in dentistry-our newer approach

PG I: Dr. Priyanka Samel - Antibiotic Resistance ‘SUPERBUG’: Our concern

Circular-



MAEER PUNE'S
**MAHARASHTRA INSTITUTE OF
 DENTAL SCIENCES AND RESEARCH, LATOUR**
 (DENTAL COLLEGE & HOSPITAL) **MIDSR**

Vishwanathpuram, Ambajogai Road, Latour - 413531 (M.S.) INDIA Tel: 02382-227703,227424 Fax: 02382-228063 Email: principal@mitmidr.edu.in

Out No.MAEER'S/MIDSR/DEU/4132018 Date:-29/08/2018

Dental Education Unit

Circular

All departments are hereby informed that, the Fifth scientific forum has been held on 30/08/2018 at 02:00 pm to 05:00 pm in Ortho Tech. Lecturer hall MIDSR Dental College. It is mandatory for all teaching faculty, PG Student & Interns to attend the same without hampering the departmental OPD & Clinical Work.

Following are the topics of presentation for Third scientific forum.
 Thanking You.

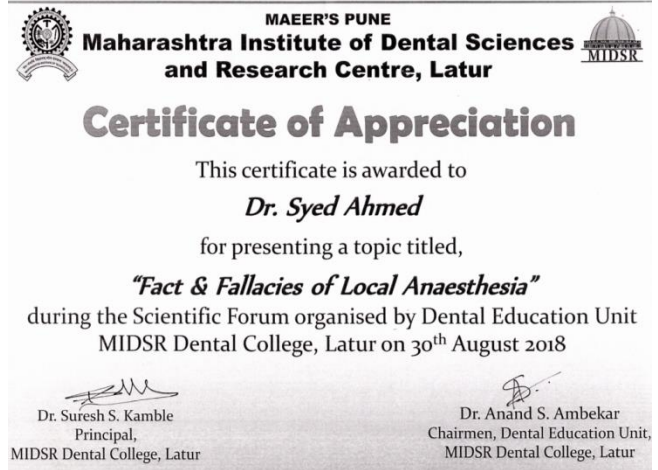
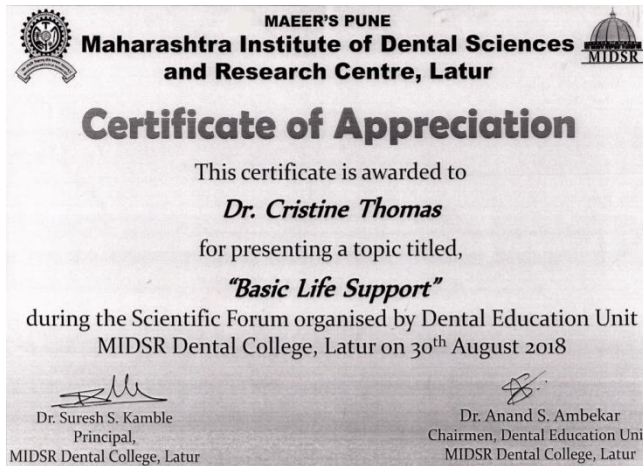
Organized by Department of Oral Surgery.

Sr. No	Name of Presenter	Designation	Topic
01	Dr. Cristine Thomas	MBBS, Resident, Dept of General Surgery	Basic Life Support
02	Dr. Amol Doiphode	Reader, Dept of Oral Surgery	MPDS A Challenge for many specialties in dentistry-our newer approach
03	Dr. Priyanka Samel	PG Students, Dept of Oral Surgery	Antibiotic Resistance 'SUPERBUG': Our concern.


Principal,
 MIDSR Dental College,
 Latour.

Encl:- Program Schedule.

• **Certificate Format-**



Certificate of Appreciation

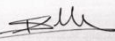
This certificate is awarded to


Dr. Amol Doiphode

for presenting a topic titled,

**"MPDS A Challenge For Many Specialties
 In Dentistry – Our Newer Approach"**

during the Scientific Forum organised by Dental Education Unit
 MIDSR Dental College, Latur on 30th August 2018


 Dr. Suresh S. Kamble
 Principal,
 MIDSR Dental College, Latur


 Dr. Anand S. Ambekar
 Chairmen, Dental Education Unit,
 MIDSR Dental College, Latur

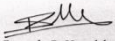
Certificate of Appreciation


This certificate is awarded to

Dr. Priyanka Samel





















for presenting a topic titled,

"Antibiotic Resistance 'Superbug': Our Concern"
 during the Scientific Forum organised by Dental Education Unit
 MIDSR Dental College, Latur on 30th August 2018


 Dr. Suresh S. Kamble
 Principal,
 MIDSR Dental College, Latur


 Dr. Anand S. Ambekar
 Chairmen, Dental Education Unit,
 MIDSR Dental College, Latur

• List of Participants-

Sl. No.	Name	Qualification	Signature
1	Ashtokesh Aswad (PG) III (OMFS)	III PG (OMFS)	
2	Spharsh Joshi (PG) III (Pedo)	III PG (Pedo)	
3	Dr. Priyanka Samel - III PG (OMFS)	III PG (OMFS)	
4	Dr. Anand S. Ambekar - III PG (OMFS)	III PG (OMFS)	
5	Dr. Pooja Shama - II PG (OMFS)	II PG (OMFS)	
6	Dr. Vishal Kale - I PG (OMFS)	I PG (OMFS)	
7	Dr. Gyanesh Bhalane - II PG (OMFS)	II PG (OMFS)	
8	Dr. Suresh Kamble - II PG (OMFS)	II PG (OMFS)	
9	Dr. Kalyani Shrawane - II PG (OMFS)	II PG (OMFS)	
10	Dr. Swati Jadhav - III PG (OMFS)	III PG (OMFS)	
11	Dr. Sagar Mishra - I PG (Pedo)	I PG (Pedo)	
12	Dr. Dipak Patane - I PG (Ortho)	I PG (Ortho)	
13	Dr. Sagar Dhasane - I PG (Ortho)	I PG (Ortho)	
14	Dr. Sujata S. Deshpande - I PG (Pedo)	I PG (Pedo)	
15	Dr. Vidyut Vaybave - I PG (Ortho)	I PG (Ortho)	
16	Dr. Suraj S. Shrawane - I PG (Ortho)	I PG (Ortho)	
17	Dr. Vaidhyanathkar - I PG (Ortho)	I PG (Ortho)	
18	Dr. Jayashri Bhargave - I PG (Ortho)	I PG (Ortho)	
19	Dr. Suniti H. Kadake - II PG (Ortho)	II PG (Ortho)	
20	Dr. Pankumar Saje - I PG (Ortho)	I PG (Ortho)	

• Photographs:



Lecture for Participant



Lecture for Participant



Lecture for Participant

Participants



MAEER PUNE'S
**MAHARASHTRA INSTITUTE OF
DENTAL SCIENCES AND RESEARCH, LATUR**
(DENTAL COLLEGE & HOSPITAL)



Vishwanathpuram, Ambajogai Road,
Latur – 413531 (M.S.) INDIA

Tel: 02382- 227703,227424
Fax: 02382-228063

Email: midsr.latur@gmail.com
principal@mitmidsr.edu.in

Date: - 30.12.2019.

Dental Education Unit **Annual Report-2019**

In the year 2019 The Dental Education unit successfully conducted the Four CDE Program & One workshop through department of Conservative Dentistry & Orthodontics. The CDE programs were conducted with the vision of improving knowledge and skills of faculty and students. The entire five programs were conducted under the chairmanship of Dr. Anand Ambekar, Professor in the Orthodontics department.

The details program conducted are as follows.

Sr. No.	Date	Title of The Program	Name of The organizing Department	Name of The Program Organizing Chairman	No. of Participants
01	08/01/2019	Rotary Endodontics	Conservative Dentistry	Dr. Sunanda Gaddalay	16
02	24/01/2019	3 rd Orthodontics Programme on TAD's	Orthodontics	Dr. Suresh Kamble	55
03	12/06/2019	E-Content Development Program Module-I	Dental Education Unit	Dr. Anand Ambekar	49
04	24 & 25/09/2019	Eagle's Eye in Endodontics	Conservative Dentistry	Dr. Suresh Kamble	64
05	18/11/2019	Smilepedia-Esthetic Dentistry Worksop	Conservative Dentistry	Dr. Suresh Kamble	43

The total no. of 227 participants was benefited in the year 2019. The year 2019 is concluded with four programs and four committee meetings under the flagship of Dr. Anand Ambekar as a chairman and Dr. Safalya Kadtane as a convener of DEU.

Convener
Dental Education Unit,
MIDSR Dental College,
Latur.

Chairman,
Dental Education Unit,
MIDSR Dental College,
Latur.

DETAILS OF PROGRAM CONDUCTED

1. Program- Rotary Endodontics

• Report-

The Rotary Endodontics workshop was organized and conducted by the department of conservative dentistry in MIDS Dental college, Latur on 08/01/2019. The inauguration of the program was done by Dr. Suresh Kamble, Principal of the institute which was followed by the felicitation of chief speaker Dr. Vishal Mahajan. The program was conducted under the topic of Glide Path Preparation, Rotary Instruments, Demonstration and Hands on. The program was attended by 27 participants.

• Brochure-



After series of successful workshops we are launching now..

Express Endo Grand
Customised for
IDA Branches, Dental academies, Group of dentists



Highlights:

- Lecture on A to Z of modern Endodontics
- Demonstrations
- 10 hands - on exercises
- Case discussions
- Materials worth ₹ 3500/- MRP free*
- Certificate, Notes & Lunch included

Timings: 10am to 6pm Fees : ₹ 5500/-

Contact:
Dr. Vishal Mahajan, MDS (Endodontics) 9823270050.
e-mail: vishalmahajanmds@gmail.com
 vishal mahajan

- List of Participants-

C D E Endomator		Certificate
1)	Akshay Khase	A
2)	Ranjit Ogale	NA
3)	Amer Shaikh	B
4)	Amogh Caulwe	A
5)	Pavan Shinde	Shankar PA
6)	Shreyasha Girid	Shreyasha
7)	Vishakha Vhate	Shreyasha
8)	Indira Bansode	TB
9)	Apoorva Dated	A
10)	Aqsa Tambali	AT
11)	Pooja Sonwane	B
12)	Neha Kumari	NB
13)	Sarika Budde Patil	Imag
14)	Pornima Belambe	Pornima
15)	Priya Thakare	Patil
16)	Nikita Belsare	ABE
17)	Gani Deshmukh	B
18)	Prachi Chaudhary	B
19)	Palkar Nikita	Patil
20)	Jadhav Sushma	Sushma
21)	Kendec Snehal	S
22)	Shinde Geeta B.	Geeta
23)	Suyati Reddy	Vaishali
24)	Shinde Vaishnavi	B
25)	Meha. Sufi	Patil
26)	Pawar Prayati	Prayati
27)	Manika Survase	Manika

- Certificate Format-



MAEER'S PUNE

**Maharashtra Institute of Dental
Sciences and Research Centre, Latur**



Certificate of Participation

This is to certify that,

Mr./Miss.....

from MIDSR Dental College, Latur, has participated in
the workshop/ handson on **“Rotary Endodontics”**
held on 08th January 2019 in co-ordination with
ORIKAM at MIDSR Dental College, Latur


Dr. Suresh Kamble
Principal,
MIDSR Dental College, Latur

Dr. Vishal Mahaian
Course Co-ordinator & Guest Speaker,

- **Photograph-**



Inauguration of Program



Hand`s on of Program



Demonstration of Program

2. Program- 3rd Orthodontics Programme on TAD's

- **Report-**

This CDE was graced by auspicious presence of Dr. Pavankumar Vibhute as chief guest & speaker. CDE program started with vishwashanti prayer, Dr Pavankumar Vibhute inaugurated the program by lighting the traditional lamp with chairman of CDE and principal Dr. Suresh Kangane, Organizing chairman, Dr. Anand Ambekar organizing secretary, Dr. Pravinkumar Marure Scientific Committee in-charge and Administrative officer Mr. Sachin Munde. Following lamp lighting Principle, Dr Suresh Kamble felicitated Dr. Vibhute.

About Speaker –

Dr. Pavankumar Vibhute MDS, HOD & P.G guide at dept of Orthodontics, Yogita dental college Khed.

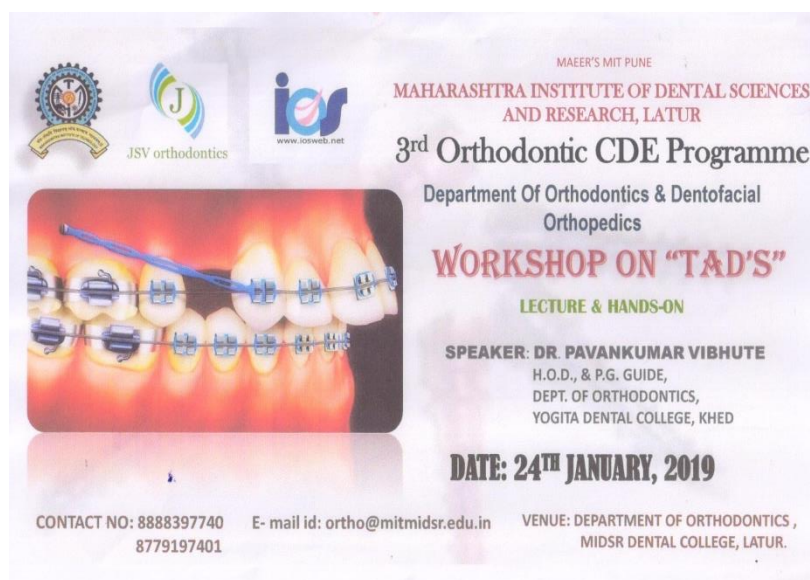
Teaching experience: - Around 12 years

Award: - Dr. George Jacobs Award for the best orthodontic clinical innovation (2010) for article: Molar stabilizing power arm (MSPA) Anchorage for anterior retraction.

24 publication including 12 clinical innovation in international and national journal , 7 presentation in various conference and programme, attended around 20 workshop and various conference and convention, contributing author of textbook of oral surgery for orthognathic Surgery chapter (Jaypee Publisher). Proprietor of JSV orthodontic manufacturing company which manufacture miniscrew, ligation ties, molar band, etc.

Participants – 55 PG students from Parbhani, Solapur, Beed, Khed, & MIDSR Latur participated and made the program successful.

- **Brochure-**



- **Certificate Format-**



• **List of Participants**

Sr no	Date	DCI Reg no.	Name of the Participant	Attending Hours	Qualification	Phone No.	Email id	Credit Points	Remarks
1	24th Jan 2019	A-33287	Dr. Firoj Meshram	7Hours	MDS PG Student	8208342998	firoj_meshram987@gmail.com	5 CDE	
2	24th Jan 2019	A-34757	Dr. Sneha Sonkate	7Hours	MDS PG Student	8087325832	snehasonkate29@gmail.com	5 CDE	
3	24th Jan 2019	A-32650	Dr. Dipali Mane	7Hours	MDS PG Student	9004094011	manedipali@gmail.com	5 CDE	
4	24th Jan 2019	A33444	Dr. Priyanka Narote	7Hours	MDS PG Student	9552227649	narotepriyanka7@gmail.com	5 CDE	
5	24th Jan 2019	A-33972	Dr. Komal Nalwade	7Hours	MDS PG Student	8149644013	kn131593@gmail.com	5 CDE	
6	24th Jan 2019	A-12730	Dr. Sheeba Anwar	7Hours	MDS PG Student	7827809108	sheebabds10@gmail.com	5 CDE	
7	24th Jan 2019	A-33388	Dr. Shruti Pillai	7Hours	MDS PG Student	9137189830	shrutipillai.sp@gmail.com	5 CDE	
8	24th Jan 2019	A-36477	Dr. Komal Kundalkar	7Hours	MDS PG Student	9421657010	komalkundalkar@gmail.com	5 CDE	
9	24th Jan 2019	A-12172	Dr. Dhanya Mohan	7Hours	MDS PG Student	8943679940	dr.dhanyabin@hotmail.com	5 CDE	
10	24th Jan 2019	A-40850	Dr. Priya Guna	7Hours	MDS PG Student	9538001948	priva.silverline@gmail.com	5 CDE	
11	24th Jan 2019	A-29421	Dr. Bhishma Zunjare	7Hours	MDS PG Student	7378309093	bheemzunjare@gmail.com	5 CDE	
12	24th Jan 2019	A-27565	Dr. Saraswati Kokate	7Hours	MDS PG Student	9764929558	sarswatikokate@gmail.com	5 CDE	
13	24th Jan 2019	A-30839	Dr. Mugdha Surve	7Hours	MDS PG Student	9869031837	mugdhasurve@gmail.com	5 CDE	
14	24th Jan 2019	A-36579	Dr. Ashutosh Tadawalkar	7Hours	MDS PG Student	9930852069	aptadawalkar1421@gmail.com	5 CDE	
15	24th Jan 2019	A-28000	Dr. Sushil Mahajan	7Hours	MDS PG Student	9890834037	drsushilmahajan@gmail.com	5 CDE	
16	24th Jan 2019	A-37721	Dr. Anurup Masal	7Hours	MDS PG Student	7030079947	anurupmasal@gmail.com	5 CDE	
17	24th Jan 2019	A-30728	Dr. Tejshree Vaprani	7Hours	MDS PG Student	9403745539	taniyavapran12@gmail.com	5 CDE	
18	24th Jan 2019	A-30410	Dr. Jayashri Bhargare	7Hours	MDS PG Student	9112163964	jayashri963@gmail.com	5 CDE	
19	24th Jan 2019	A-285295	Dr. Rujuta Deshpande	7Hours	MDS PG Student	9405268536	rujutad91092@gmail.com	5 CDE	
20	24th Jan 2019	A-31031	Dr. Sujit Zadake	7Hours	MDS PG Student	9422780470	zadakesujit09@gmail.com	5 CDE	
21	24th Jan 2019	A-32923	Dr. Mahendra Kondle	7Hours	MDS PG Student	8857865848	mahkn10@gmail.com	5 CDE	
22	24th Jan 2019	A-39074	Dr. Radhika T. Kalekar	7Hours	MDS PG Student	8073389311	radhikakalekar143@gmail.com	5 CDE	
23	24th Jan 2019	A-36056	Dr. Pavankumar Singh	7Hours	MDS PG Student	7875045487	pavansinghsept@gmail.com	5 CDE	
24	24th Jan 2019	A-34762	Dr. Sayli Dusane	7Hours	MDS PG Student	9870877437	sayli.dusane10@gmail.com	5 CDE	
25	24th Jan 2019	A-37079	Dr. Vaibhav Ambashikar	7Hours	MDS PG Student	7021943840	vaibhav16.xperia@gmail.com	5 CDE	
26	24th Jan 2019	A-31670	Dr. Aditya Pawar	7Hours	MDS PG Student	9518987737	draditya2909@gmail.com	5 CDE	
27	24th Jan 2019	A-35643	Dr. Kunal Pallan	7Hours	MDS PG Student	9892225561	kunalgpallan@gmail.com	5 CDE	
28	24th Jan 2019	A-35263	Dr. Pooja Katkade	7Hours	MDS PG Student	9371479990	drpooja.katkade40@gmail.com	5 CDE	
29	24th Jan 2019	A-34486	Dr. Ashwini Nalkar	7Hours	MDS PG Student	9665722957	ashu.nalkar@gmail.com	5 CDE	

30	24th Jan 2019	A-29687	Dr. Sumit Das	7Hours	MDS PG Student	9503441246	sumitf619@gmail.com	5 CDE	
31	24th Jan 2019	A-32941	Dr. Angaj Malandkar	7Hours	MDS PG Student	9762773587	angaj007@gmail.com	5 CDE	
32	24th Jan 2019	A-12172	Dr. Nifu Singh	7Hours	MDS PG Student	9623926405	nifusingh2807@gmail.com	5 CDE	
33	24th Jan 2019	A-33865	Dr. Aniruddha Mundhe	7Hours	MDS PG Student	8390463307	aniruddhamundhe140@gmail.com	5 CDE	
34	24th Jan 2019	A-29353	Dr. Madhumati Sonap	7Hours	MDS PG Student	8625064954	madhumatisanap@gmail.com	5 CDE	
35	24th Jan 2019	A-33618	Dr. Rutuja Dalvi	7Hours	MDS PG Student	9664980557	rutujasdalvi12@gmail.com	5 CDE	
36	24th Jan 2019	A-2034	Dr. Nida Fazal	7Hours	MDS PG Student	9866972101	fazalnida1694@yahoo.com	5 CDE	
37	24th Jan 2019	A-32609	Dr. Poorwa Pakhle	7Hours	MDS PG Student	9049378433	poorwa.pakhale@gmail.com	5 CDE	
38	24th Jan 2019	A-3742	Dr. Shivani Khandelwal	7Hours	MDS PG Student	8379993439	Shivanikhandelwal35@gmail.com	5 CDE	
39	24th Jan 2019	A-33019	Dr. Twinkle Bajaj	7Hours	MDS PG Student	9823671499	twinklebajaj28@gmail.com	5 CDE	
40	24th Jan 2019	A-30695	Dr. Reshu Parmar	7Hours	MDS PG Student	7774939229	reshu05@gmail.com	5 CDE	
41	24th Jan 2019	A-20120	Dr. Mayuri Jakkani	7Hours	MDS PG Student	706653089	mayurijakkani30doc@gmail.com	5 CDE	
42	24th Jan 2019	A-31918	Dr. Salman Shaik	7Hours	MDS PG Student	8149161387	drsalmanshaik@gmail.com	5 CDE	
43	24th Jan 2019	A-35736	Dr. Deval Chaoakhe	7Hours	MDS PG Student	9767434572	dmc2303@gmail.com	5 CDE	
44	24th Jan 2019	A-7510	Dr. Suresh Kangane	7Hours	MDS	9823267063	drsureshkangane@rediffmail.com	5 CDE	
45	24th Jan 2019	A-7291	Dr. Anand Ambekar	7Hours	MDS	8329510023	dranandamb@gmail.com	5 CDE	
46	24th Jan 2019	KSDC - 20191-	Dr. Pravin Marure	7Hours	MDS	9404366634	drpravinkumar08@gmail.com	5 CDE	
47	24th Jan 2019	KSDC - 21131	Dr. Yatishkumar Joshi	7Hours	MDS	9860636690	orthoyatishjoshi@gmail.com	5 CDE	
48	24th Jan 2019	APSDC A-0578	Dr. Chaitanya Khanapure	7Hours	MDS	7588612227	dr.chaitanyakhanapure@gmail.com	5 CDE	
49	24th Jan 2019	A-24456	Dr. Shilpa Kendre	7Hours	MDS	9420685304	SHILPABIKKAD@YAHOO.IN	5 CDE	
50	24th Jan 2019	A-26753	Dr. Sheetal Kamble	7Hours	MDS	8888397740	Kambalesheetal1990@gmail.com	5 CDE	
51	25th Jan 2019	A-14993	Dr. Vinayak Kulkarni	7Hours	MDS	9423284503	vinayakulkar@gmail.com	5 CDE	
52	26th Jan 2019	A-15616	Dr. Siddharth Phadkule	7Hours	MDS	9767999240	siddharthortho@gmail.com	5 CDE	
53	27th Jan 2019	A-18652	Dr. Mayur Bidarkar	7Hours	MDS	9960978286	dr.b158@radiffmail.com	5 CDE	
54	28th Jan 2019	A-21138	Dr. Ganesh Dange	7Hours	MDS	9421380612	ganesh10dentistry@gmail.com	5 CDE	
55	29th Jan 2019	A-8764	Dr. Sagar Mapare	7Hours	MDS	9764458188	drmapare@rediffmail.com	5 CDE	

- Photograph-**



While distribution of certificates for the program.



During Demonstration in workshop

3. E-Content Development Program Module-I

- **Report-**

The Dental Education unit successfully conducted the program on the topic of ‘E-C Content Development’, on 12th June 2019 under the chairmanship of Dr. Anand Ambekar, Professor in the Orthodontics Dept.,

The Program was started at 11:00 am sharp at lecture hall with ‘World Peace Prayer’ as the tradition of the institute followed by felicitation of guest speaker Dr. Sachin Prayag, Principal of the institute Dr. Suresh Kamble and the organizing chairman Dr. Anand Ambekar by the members of dental education unit. The introduction to the speaker was given Dr. Prasanna Dahake, Reader, Dept. of Pedodontics and the session chaired by Dr. Omkumar Baghele, Professor, Dept. of Periodontics. The program was attended by 47 faculty members of the MIDSr Dental College, Latur.

The program was concluded by Dr. Sandeep Fere with vote of thanks followed by ‘Pasayadan’.

- **Brochure**

About Speaker

1. Saching Prayag,
Assistant Professor, Commerce & Management,
Govindlal Kanhaiyalal Joshi (Night) Commerce
College, Latur (Permanently Unaided College).
2. Sujata Chavan,
Principal & Professor, Commerce & Management,
Govindlal Kanhaiyalal Joshi (Night) Commerce
College, Latur (Permanently Unaided College).

Contact us for Registration

Dr. Omkumar Baghele, (Professor)
Dept. of Periodontics,
MIDSR Dental College, Latur
Phone: 9321019946
Email: drom94@yahoo.com



Venue: MIDSR DENTAL COLLEGE & HOSPITAL,
LATUR
VISHWANATPURAM, AMBAJOGAIR ROAD, LATUR

E-CONTENT DEVELOPMENT COURSE



Date & time

Module 1: 12th June 2019 [11:00am to 5:00pm],
Module 2: 16th March 2020 [11:00am to 5:00pm]

Course Details

Massive Open Online Courses (MOOCs) are such online courses which are developed as per following directions

1. Course

I. Credit Course shall mean a course which is taught for at least one semester as a part of a PG Programme in Indian Universities. shall be of two types: credit courses and non-credit courses.

II. Non-Credit Course shall include courses like awareness programme, continuing education programme or of specific skill set as independent course, which are not part of any set curriculum.

2. **National Coordinator (NC):** National Coordinators are the Institutions that have been so designated by the Ministry and assigned a specific sector or preparation of online courses

3. **Course Coordinator (CC):** institution/Industry or a specialist in the field identified and entrusted with the task of developing online course. A Subject Matter Expert (SME) belonging to a reputed educational institution.

Host Institution -An educational institution who offers the MOOC on SWAYAM is called Host Institution.

Parent Institution On successful completion of each course, the host institution offering the Online Course would issue the certificate, along with the number of credits and grades, through which the student can get credits transferred into his/her grade

A parent institution is where a prospective learner is enrolled in a particular program and may further opt for a particular MOOC/s hosted on SWAYAM

The process of MOOCs development and delivery shall consist of the following four steps which are further explained below :

- i. Course-Coordinator Details
- II. Online Proposal for Development and Delivery of MOOCs
- III. Course Content/Deliverables
- IV. Declaration

Massive Open Online Courses (MOOCs) are such online courses which are developed as per following directions

1. Course Title
2. Subject
3. Medium of Instruction
4. Applicant Category
5. Types of Course
6. Nature of Course
7. Course Objective
8. Course Description and Outline
9. Brief about course contain
10. Course Introductory Video
11. Pre requisite
12. Course Duration
13. Learning Outcome

Activate Windows
Go to Settings

Organizing Committee

Sr. No.	Designation	Name of the Faculty
01	Organizing Chairman	Dr. Anand Ambekar
02	Organizing Secretary	Dr. Omkumar Baghele
03	Treasurer	Dr. Prasanna Dahake
04	Hospitality Committee	Dr. Safalya S. Kadane
06	Coordinators	Dr. Yatishkumar Joshi

Adaptation to fear of failure is the best way to implement technology. Success will follow

Our Patron



Hon., Prof. Dr. Vishwanath D. Karad,
Founder & President,
MAEER's, MIT, Pune.



Hon., Shri. Ramesh K. Karad,
Executive Director,
MIDSR Dental College, Latur



Dr. Suresh S. Kamble,
Principal,
MIDSR Dental College, Latur.

Activate
Go to Setfir

- **Certificate Format-**



MAHARASHTRA INSTITUTE OF DENTAL SCIENCES & RESEARCH, LATUR



CERTIFICATE OF APPRECIATION

This certificate is awarded to,
Dr. Sachin Madhukar Prayag
for delivering a guest lecture on the topic titled,
"E-Content Development"
in the Faculty Development Program
organised by Dental Education Unit, MIDSR Dental College, Latur
on 12th June 2019



Dr. Suresh Kamble
Principal,
MIDSR Dental College, Latur



Dr. Anand Ambekar
Organizing Chairman,
MIDSR Dental College, Latur

- **List of Participants**

MIDSR DENTAL COLLEGE, LATUR
E-CONTENT DEVELOPMENT PROGRAM MODULE-I
Attendance List

Sr. No.	Name of Faculty	Department	Signature
01	Dr. Sunesh Kamble	Prosthodontics	[Signature]
02	Dr. Sunesh Kamble	Orthodontics	[Signature]
03	Dr. Ajit Jankar	Prosthodontics	[Signature]
04	Dr. Jagdish Kade	Periodontics	[Signature]
05	Dr. Sandip Fene	Periodontics	[Signature]
06	Dr. Om Bhalerao	Periodontics	[Signature]
07	Dr. Pravin D.	Cons	[Signature]
08	Dr. Jagdish Joshi	Orthodontics	[Signature]
09	Dr. Sunanda Gadgil	Conservative	[Signature]
10	Dr. Anish Patil	Periodontics	[Signature]
11	Dr. Rajat A. Patil	Cons	[Signature]
12	Dr. Subhraj Vaghav	Periodontics	[Signature]
13	Dr. Suresh Bhalerao	Conservative	[Signature]
14	Dr. Pravin Mawane	Orthodontics	[Signature]
15	Dr. Shripa Konde	Orthodontics	[Signature]
16	Dr. Jyoti Makate	Prosthodontics	[Signature]
17	Dr. Smita Meste	Periodontics	[Signature]
18	Dr. Smita chawane	Oral Path	[Signature]
19	Dr. Madhuri Agarwal	Conservative	[Signature]
20	Dr. Vijayalaxmi	OMBR	[Signature]

MIDSR DENTAL COLLEGE, LATUR
E-CONTENT DEVELOPMENT PROGRAM MODULE-I
Attendance List

Sr. No.	Name of Faculty	Department	Signature
21	Dr. Sumit Shel	OMBR	[Signature]
22	Dr. Pratik Aranki	Periodontics	[Signature]
23	Dr. Bhagat K.	PAD	[Signature]
24	Dr. Parvina Dalake	Periodontics	[Signature]
25	Dr. Mahesh Dabke	Periodontics	[Signature]
26	Dr. Akshay Dabke	Cons	[Signature]
27	Dr. Akshay Gada	Conservative	[Signature]
28	Dr. Gopal Nagayajore	Oral Surgery	[Signature]
29	Dr. Shashi Patil	Prosthodontics	[Signature]
30	Dr. Anish Patil	Conservative	[Signature]
31	Dr. Varsha Sanyal	Oral Pathology	[Signature]
32	Dr. Parvina Dalake	Conservative	[Signature]
33	Dr. Jayanta Joshi	OMBR	[Signature]
34	Dr. Pravin Nagayajore	Oral Surgery	[Signature]
35	Dr. D. D. Satombal	Periodontics	[Signature]
36	Dr. Suman Jankar	Prosthodontics	[Signature]
37	Dr. Anish Patil	Periodontics	[Signature]
38	Dr. Abhishek Gadgil	Conservative	[Signature]
39	Dr. Anish Patil	Oral Pathology	[Signature]
40	Dr. Susleen Wafar	Periodontics	[Signature]

Attendance List

Sr. No.	Name of Faculty	Department
41	Dr. Bhagavathu Raju	Periodontics
42	Dr. Sheeraz Bader	Oral Surgery
43	Dr. Anil Lakshya	[Signature]
44	Dr. Anand Ambekar	Orthodontics
45	Dr. Anand M. Ugale	Periodontics
46	Dr. Nikhat Shah	Oral Pathology
47	Dr. Sabarna S. Kadane	PHD
48	Dr. Anita Kale	Cons
49	Dr. Chaitanya Kinnapur	Ortho

Photograph-



Felicitation of Speaker



Lecture of Speaker



Lecture for Participants



Guest Speaker with Hon. Stage Members

4. Program-Eagle’s Eye in Endodontics-

- **Report-**

The Eagle's Eye in Endodontics CDE program was organized and conducted by the department of Conservative Dentistry in MIDSR Dental College, Latur on 24th & 25th Sept. 2019 at MIDSR Dental College, Latur. The inauguration of the program was done by Dr. Suresh Kamble, Principal of the Institute. The CDE program was conducted by Dr. Umesh Khanvilkar, professor D.Y. Patil Dental College & Hospital, Nerul, Navi Mumbai. On the day one the demonstration & hands on was given on extracted tooth and on day two live patients demonstration was given. The program was approved by MSDC and 64 participants benefited by the program.

- **Brochure**

**MIDSR DENTAL COLLEGE,
LATUR**

**DEPARTMENT OF CONSERVATIVE DENTISTRY
& ENDODONTICS**

PRESENTS CDE PROGRAMME & WORKSHOP ON

EAGLE'S EYE IN ENDODONTICS
(Basic and Advanced Course in Magnification)

Module - 1

FACULTY: DR. UNMESH KHANVILKAR

DATE: 24TH & 25TH SEPTEMBER 2019

@ MIDSR DENTAL COLLEGE, LATUR

PATRONS
**PROF. DR. VISHWANATH D
KARAD**
Founder & Director General, Principal
MAER's MIT, Pune

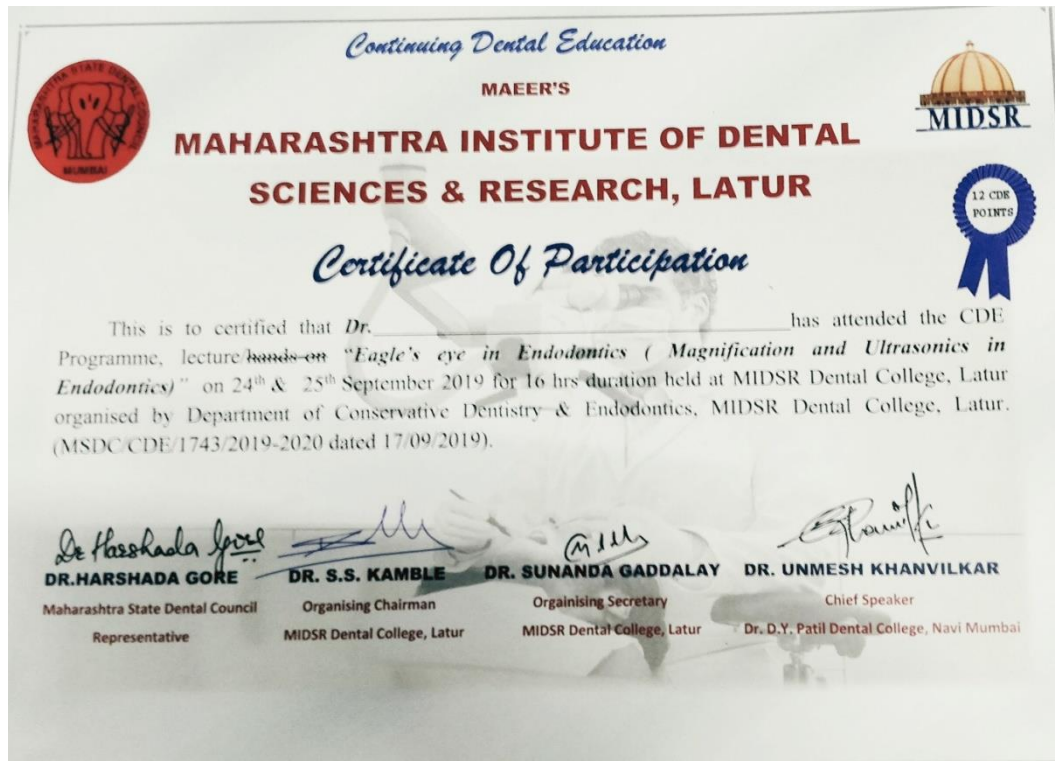
**HON. RAMESH APPA K.
KARAD**
Executive Director, MIMSR Campus, Latur.

CONVENERS
DR. S.S. KAMBLE
Principal,
MIDSR, Latur

DR. S. KANGANE
Vice Principal,
MIDSR, Latur

CHIEF ORGANISING CHAIRMAN
DR. SUNANDA GADDALAY
Professor & Head of Department, Conservative Dentistry & Endodontics,
MIDSR, Latur

- **Certificate Format-**



• List of Participants

EAGLE'S EYE IN ENDODONTICS PARTICIPANTS REGISTRATION DETAILS

24/09/19

Sr.no	SURNAME	NAME	MIDDLE NAME	PHONE NUMBER	EMAIL	REG. NO	SIGN
1.	GOLAK GHOLAP	AISHWARYA		9922727417	aishg777@gmail.com		[Signature]
2.	KASAT	APOORVA		9404474254	apurvakasat98@gmail.com		[Signature]
3.	DALVI	SAVARI		9475995388	smu.dalvi.95@gmail.com		[Signature]
4.	PATEL	DHRUTI		8			[Signature]
5.	TAMBE	SHRUTI		9421929011	shruti147.st@gmail.com		[Signature]
6.	KABRA	SAKSHI		9404134217	KabraSakshio2@gmail.com		[Signature]
7.	BAKSH	ATUFA					[Signature]
8.	DARAK	DEVASHREE		9403907980	devashreedarak7@gmail.com		[Signature]
9.	THITE	SANDHYA		9767143774	sandhyathite2@gmail.com		[Signature]
10.	GAIKWAD	NIKITA		8007929428	miss.nicitagairwad@gmail.com		[Signature]
11.	KENDRE	NIKITA		9404275616	nikitakendre721@gmail.com		[Signature]
12.	BHUTDA	PAVAL		8668834675	Pavalkbhutda@gmail.com		[Signature]
13.	JETHLIYA	SHARAYU					[Signature]
14.	KAWALE	TWARITA		8668946204	twarita29@gmail.com		[Signature]
15.	DHUMAL	RHUSHABH		8668707430	rhushabhd159@gmail.com		[Signature]
16.	KENDRE	UMESH		8999053715	umeshkendre96@gmail.com		[Signature]
17.	TILLU	PRANAV		8605919321	pranavtillu1997@gmail.com		[Signature]
18.	BIRATDAR	SANKET					[Signature]
19.	BIROLE	CHAITANYA		9860288780	chaitanya.birole@gmail.com		[Signature]
20.	ASWALE	SNEHAL		9673707383	snehalaswale06@gmail.com		[Signature]
21.	SHINDE	DEEPAJI		9421852068	shinde.dipali214@gmail.com		[Signature]
22.	KUNCHGE	SANTOSHI		8664088658	kunhgesantoshi@gmail.com		[Signature]
23.	ALHAT	DISHA		9561670299	dishalhat5302@gmail.com		[Signature]
24.	PADWAL	DHANASHRI		776794111	padwal.dhanashri95@icloud.com		[Signature]
25.	CHAMLE	POOTA		8411880278	chamlepoota@gmail.com		[Signature]

EAGLE'S EYE IN ENDODONTICS PARTICIPANTS REGISTRATION DETAILS

Sr.no	SURNAME	NAME	MIDDLE NAME	PHONE NUMBER	EMAIL	REG. NO	SIGN
26.	BHATONE	ANUJA		8485860608	Anujabhatone197@gmail.com		ANUJA
27.	WARAT	SHITAL		942171823	shitalwarat16@gmail.com		SHITAL
28.	YELALE	APEKSHA		7083447790	Apekshayelale123@gmail.com		APEKSHA
29.	CHALWAD	PRIYANKA		8446044287	Priyankachalwad.1996@gmail		CHALWAD
30.	CHAVAN	RUTUJA		9420684018	chavanneru20@gmail.com		RUTUJA
31.	CHIDDARWAR	PRIYANKA		8208583803	ppchid:ldarwar@gmail.com		CHIDDARWAR
32.	JADHAV	SNBHA		8888982496	Snehgajadhav2496@gmail.com		JADHAV
33.	JADHAV	RINKU		8208760458	rinkujadhav506@gmail.com		JADHAV
34.	IPPER	SAYALI		7057185019	Sayaliipper5752@gmail.com		SAYALI
35.	RUTUJA	JIVANE		7875019387	jivane.rutuja2@gmail.com		RUTUJA
* 36.	INDURKAR	VAISHNAVI		7472658569	Vaishnavi2453@gmail.com		INDURKAR
* 37.	DANGE	PRATIKSHA		9518702097	dange.pratiksha1997@gmail.com		PRATIKSHA
* 38.	BHANDARI	TRISHALA		8356014858	trishalabhandari@gmail.com		BHANDARI
39.	BAIG	SUMAIRA		9422291391	bsumaira25@gmail.com		BAIG
40.	BELAMBHE	POURNIMA		8793816193	poornimabelambe@gmail.com		BELAMBHE
41.	BELSARE	NIKITA		8237162837	nikita.belsare@gmail.com		BELSARE
42.	WARJURKAR	TBENU					
43.	LATE	PRATIKSHA		7083788501	latepratiksha@gmail.com		LATE
44.	KHARNAR	SHREYASI		8788403146	shreyasikharnar162@gmail.com		KHARNAR
45.	GANGTHADE	PALLAVI		8698145506	Pallavigangthade@gmail.com		GANGTHADE
46.	MUNGDE	SHRUTI		9420339107	shrutimungde@gmail.com		MUNGDE
47.	MANTRI	SHREYA		9545531555	shreyamantri7879@gmail.com		MANTRI
48.	CHANDHARI	PRACHI		9637484658	prachichandhari26995@gmail		CHANDHARI
49.	REDDY	PRANJALI					
50.	KOMBABE	PRIYANKA		9561590633	Priyanka.eliteforever@gmail.com		KOMBABE

EAGLE'S EYE IN ENDODONTICS PARTICIPANTS REGISTRATION DETAILS

Sr.no	SURNAME	NAME	MIDDLE NAME	PHONE NUMBER	EMAIL	REG. NO	SIGN
51.	PATEL	AHSANATAFSHAN		8149231239	ahsanatafshan786@gmail.com		AHSANATAFSHAN
52.	MANB	MONICA		7020841187	monikagovindmanb1995@gmail		MANB
53.	SONTAKKE	VAIBHAV		7218112679	Sontakkevaibhaukumar@gmail.com		SONTAKKE
54.	AWALE	SHIVANI		9405417542	shivaniawale4@gmail.com		AWALE
55.	MORE	ASMITA		9834640868	asmitamore32@gmail.com		MORE
56.	VHOTTE	VISHAKHA		9604518788	Vishakhavhotte1094@gmail.com		VHOTTE
57.	DR. VINOD	PANCHAL		9552899429	shivaniawale4@gmail.com		DR. VINOD
58.	BARBOLE	NIKITA		9534133670	barbole.nikita99@gmail.com		BARBOLE
59.	DHONDAPURE	ASHWINI		98668966822	ashwinidhondapure@gmail.com		DHONDAPURE
60.	DHONDAPURE	MEGHA		8668966822	Meghadhondapure@gmail.com		DHONDAPURE
61.	MALODE	SHYAM		8208637938	shyammalode@gmail.com		MALODE
62.	DESHMUKH	SHWETA		9387426901	shweta1996@gmail.com		DESHMUKH
63.	SHAIKH	ADIBANAZ		9518715996	adibanaz13@gmail.com		SHAIKH
64.	SONI	VAISHNAVI		9404463606	vaishnavi1@gmail.com		SONI

- **Photograph-**



Felicitation of Guest



Inauguration of Program



Demonstration for Participant




Demonstration for Participant

5. **Program- Smilepedia-Esthetic Dentistry Workshop**


- **Report-**

The Smilepedia-Esthetic Dentistry Workshop was organized and conducted by the department of Conservative Dentistry in MIDSR Dental College, Latur on 18th Nov. 2019 at MIDSR Dental College, Latur. The inauguration of the program was done by Dr. Suresh Kamble, Principal of the Institute. The CDE program was conducted by Dr. Deepak Maheta, Reader, V. S. Dental College & Hospital, Bangalore. Program was conducted under the topics of smile designing, veneers and laminates core build up and composite build up followed by the demonstration. The program was approved by MSDC and 43 participants benefited by the program.

- **Brochure-**




**MIDSR DENTAL COLLEGE,
LATUR**



**DEPARTMENT OF CONSERVATIVE
DENTISTRY & ENDOODONTICS**
PRESENTS CDE PROGRAMME

SMILOPEDIA
(Aesthetic and Restorative Dentistry)



FACULTY: DR. DEEPAK MEHTA

DATE: 18th November 2019
@ MIDSR DENTAL COLLEGE, LATUR

PATRONS
PROF. DR. VISHWANATH D KARAD
Founder & Director General, Principal
MAEER'S MIT, Pune

CONVENERS
DR. S.S. KAMBLE
Principal,
MIDSR, Latur


HON. RAMESH APPA K. KARAD
Executive Director, MIMSR Campus, Latur.

DR. S. KANGANE
Vice Principal,
MIDSR, Latur

CHIEF ORGANISING CHAIRMAN
DR. SUNANDA GADDALAY
Professor & Head of Department, Conservative Dentistry & Endodontics
MIDSR, Latur

COURSE SCHEDULE

DATE	SCHEDULE	TOPIC
18/11/2019	9:00AM – 10:30AM LECTURE	SMILE DESIGNING
	10:30AM – 11AM LECTURE	INAUGURATION AND TEA BREAK <ul style="list-style-type: none"> SELECTION OF MATERIALS AND SHADE MATCHING FOR ESTHETIC RESTORATIONS VENEERS AND LAMINATES <ul style="list-style-type: none"> Composite Ceramic
	1PM – 2PM LECTURE	LUNCH BREAK <ul style="list-style-type: none"> ESTHETIC MANAGEMENT OF MUTILATED TEETH CORE BUILD UP COMPOSITE BUILD UP (ANTERIOR AND POSTERIOR)
	2PM – 4PM LECTURE	
	4PM – 5PM	DEMONSTRATION
	5PM ONWARDS	VOTE OF THANKS



- **Certificate Format-**





Delivering **EDUCATION** for better Dentistry

CERTIFICATE OF PARTICIPATION

This is to certify that

.....

has successfully attended the Lecture on
"Catch the Wave of Direct Anterior & Posterior Composites..."
under the able guidance of Dr. Deepak Mehta
in association with MIDSR Dental College & Hospital, Latur
held at Conservative Department, MIDSR Dental College & Hospital, Latur on 18th November, 2019

Deepak Mehta
Dr. Deepak Mehta
Speaker

S.S. Kamble
Dr. Suresh Kamble
Principle
MIDSR Dental College & Hospital

S. Kangane
Dr. Suresh Kangane
Vice-Principle
MIDSR Dental College & Hospital

Sunanda Gaddalay
Dr. Sunanda Gaddalay
HOD
Conservative Department

- **List of Participants-**

EVENT REGISTRATION

Event Name- 'SMILOPEDIA' – Esthetic dentistry CDE

Date – 18/11/2019

Venue – MIDS dental college, Latur

Sr No	Name	Dept	Mobile Number	Email ID	Signature
1.	Sakshi Pravin Kabra	oral Pathology	9404130217	kabra.sakshi2@gmail.com	
2.	Apurva Satish Kasot	oral Pathology	9404474254	apurvakasot98@gmail.com	
3.	Nikita Rajeshwar Kenchre	oral Pathology	9975446406	nikitakenchre721@gmail.com	
4.	Rutuja Nilkanth Jivare	oral Pathology	706510139	jivare.rutuja2@gmail.com	
5.	Shradha Rajendra Jadhav	oral Pathology	7447557234	shradhaj229@gmail.com	
6.	Rahul Rameshwar Bopte	oral Pathology	9168140693	rahul.bopte23@gmail.com	
7.	Naina Arvind Mankoskar	oral Pathology	9172644792	nainamankoskar16@gmail.com	
8.	DR SHRUTI DHANANJAY BOWE	Prosthodontics	8007401092	shruti2002@gmail.com	
9.	Pranjali Sanjeev Reddy	Pedodontics	9527399063	pranjalisreddy77@gmail.com	
10.	Swati Rajaram patil	pedodontics	7875315460	swatipatil15@gmail.com	
11.	DR PRATIKSHA PANDHARINATH SOMWANSHI	PROSTHODONTICS	9284495355	prati.S13@gmail.com	

28	Dr. vidya abhiman varbase	Prosthodon - HCS	9067103624	Vvaybase@gmail.com	
29	Dr. Suraj Sonawane	Prosthodon - HCS	8975038021	Suraj7248@gmail.com	
30	Dr. Deepali Patane	Prosthodont - HCS	9307778033	deepalipatane@gmail.com	
31	Dr. Dishita Chokhani	Prosthodontics	9404278769	ardishichokhani7@gmail.com	
32	Dr. Revtee Birajdar	Cons/Endo	9545839444	revtee1800@gmail.com	
33	Dr. Ruchi Rathi	Cons/Endo	7046829659	ruchirathi105@gmail.com	
34	Dr. Sandip Bambale	Cons/Endo	9834576514	Sandybambambale@gmail.com	
35	Dr. Yogesh Damade	Cons/Endo	8159550655	Yogeshdamade3@gmail.com	
36	Dr. SHARVARE DESHPANDE	Cons/Endo	7303090845	deshpande.sharvare@gmail.com	
37	Dr. Damini Vilas Patil	Cons/Endo	8169127585	daminipate2@gmail.com	
38	Dr. Nayan Chavan	Cons/Endo	8879064062	chavannayan42@gmail.com	
39	Dr. Nikita Choudhary	Pedo	8007939399	nikita.choudhary13@gmail.com	
40	Dr. Swapnil Yasar	Pedo	8208532761	swapnilyasar72@gmail.com	
41	Dr. Shrutika Bhamare	Pedo	9623402572	shrutikhamare2@gmail.com	
42	Dr. Sujata S. Dongre	Pedo	9403889059	sujata Dongre 11@gmail.com	
43	Dr. Sagar D. Misal	Pedo	8983879000	Sagar misal 096@gmail.com	

- **Photograph-**



Inagruation Of Program



World Peace Prayer



Feliciation of Guest



Lecture for Participants



Participants



Demonstration for Participants



MAEER PUNE'S
**MAHARASHTRA INSTITUTE OF
DENTAL SCIENCES AND RESEARCH, LATUR**
(DENTAL COLLEGE & HOSPITAL)



Vishwanathpuram, Ambajogai Road,
Latur – 413531 (M.S.) INDIA

Tel: 02382- 227703,227424
Fax: 02382-228063

Email: midsr.latur@gmail.com
principal@mitmidsr.edu.in

Date: - 30.12.2020.

Dental Education Unit

Annual Report-2020

In the year 2020 The Dental Education unit successfully conducted a CDE Program & Two Faculty Development Programs. The CDE Program is conducted through department of Prosthodontics & Faculty Development program were organized by DEU unit itself. The programs were conducted in order to improve the knowledge and skills of faculty and students. The entire three programs were conducted under the chairmanship of Dr. Anand Ambekar, Professor in the Orthodontics department.

The details program conducted are as follows.

Sr. No.	Date	Title of The Program	Name of The organizing Department	Name of The Program Organizing Chairman	No. of Participants
01	21/02/2020	Maxillofacial Prosthetic Rehabilitation	Prosthodontics	Dr. Ajit Jankar	44
02	16/03/2020	E-Content Development Program Module-II	Dental Education Unit	Dr. Anand Ambekar	45
03	17/09/2020	Interactive Teaching & Communication Skills Program	Dental Education Unit	Dr. Anand Ambekar	40

The total no. of 129 participants was benefited in the year 2020. The year 2020 is concluded with three programs and five committee meetings under the flagship of Dr. Anand Ambekar as a chairman and Dr. Safalya Kadtane as a convener of DEU.

Convener,
Dental Education Unit,
MIDSR Dental College,
Latur.

Chairman,
Dental Education Unit,
MIDSR Dental College,
Latur.

DETAILS OF PROGRAM CONDUCTED

1. Program- Maxillofacial Prosthetic Rehabilitation

- **Report-**

Guest Speakers For The Programme Was Dr. Kanchan Dholam and Dr. Pankaj Kharade

Details of the Scientific Session:

Dr. Kanchan Dholam (Prof.&H.O.D, Dental & Surgery Tata Hospital Mumbai)

.Dr. Pankaj Kharade (Ass.Prof. Dept.of Prostho, Aligarh Muslim University.)

The Programme Was A Huge Success With 44 Participants Including Heads And Staff and students Of Other Colleges In Maharashtra.

The Programme Was Conducted on 21 FEB.2020 at 9.15 am, In the MIDSR Dental College, Latur.

The Programme Started With Inauguration By Lighting The Lamp At The Hands Of Dr.Kamble Suresh (Principal), Dr.Jankar Ajit (HOD, Department Of Prosthodontics)

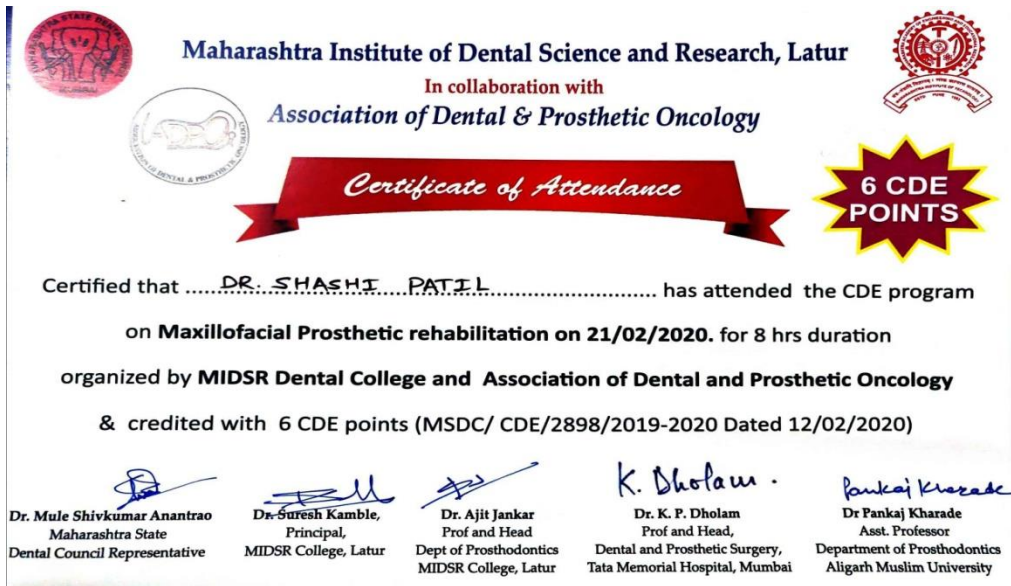
Guest Was Felicitated By Dr.Kamble Suresh

The Inauguration Was Followed By The Lecture And Video Demonstration By Dr. Kanchan Dholam. Her Topic was “Maxillofacial Prosthetic Rehabilitation”

He Also Showed The Video Demonstration Of Prosthetic Consideration In Maxillofacial Prosthetic Rehabilitation”Lunch Followed This Technology Studded Presentation.

- The Afternoon Session Consisted Of The Lecture And Demonstration By Dr. Pankaj Kharade. His Lecture was Maxillofacial Prosthetic Rehabilitation Concept And Prosthetic Maxillofacial Prosthetic Rehabilitation Concept. He also demonstrated gauided mandibular prostheses on hemimandibulectomy model. So As To Provide Maximum Benefits In The Maxillofacial Prosthetic Rehabilitation Concept And Prosthetic Consideration In Maxillofacial Prosthetic Rehabilitation Concept.

- **Brochure-**



• **Photograph-**



Guest with Hon. Stage Members



Lecture for Participants



Lecture for Participants



Guest with Hon. Stage Members

2. Program- E-Content Development Program Module-II

E:\Kaspersky\Usb Drive\Research Methodology\SHASHI\SHASHI PATIL Criteria 5\5.1.2\5.1.2 QnM\1.Soft skill development\DEU Report 2017-2022\Annual Report-2020.docx

• **Report-**

The Dental Education unit successfully conducted the second part of the program on the topic of ‘E-Content Development’, on 16th March 2020 under the chairmanship of Dr. Anand Ambekar, Professor in the Orthodontics Department.

The Program was started at 11:00 am sharp at lecture hall with ‘World Peace Prayer’ as the tradition of the institute followed by felicitation of guest speaker Dr. Sujata Chavan, Principal of the institute Dr. Suresh Kamble and the organizing chairman Dr. Anand Ambekar by the members of dental education unit. The introduction to the speaker was given Dr. Prasanna Dahake, Reader, Dept. of Pedodontics and the session chaired by Dr. Omkumar Baghele, Professor, and Dept. of Periodontics. The program was attended by 45 faculty members of the MIDSR Dental College, Latur.

The program was concluded by Dr. Amol Doiphode with vote of thanks followed by ‘Pasayapppdan’.

• **Brochure-**

About Speaker

1. Saching Prayag,
Assistant Professor, Commerce & Management,
Govindlal Kanhaiyalal Joshi (Night) Commerce
College, Latur (Permanently Unaided College).
2. Sujata Chavan,
Principal & Professor, Commerce & Management,
Govindlal Kanhaiyalal Joshi (Night) Commerce
College, Latur (Permanently Unaided College).

Contact us for Registration
Dr. Omkumar Baghele, (Professor)
Dept. of Periodontics,
MIDSR Dental College, Latur
Phone: 9321019946
Email: drom94@yahoo.com



**E-CONTENT
DEVELOPMENT
COURSE**



Date & time

- Module 1: 12th June 2019 [11:00am to 5:00pm],
Module 2: 16th March 2020 [11:00am to 5:00pm]

Course Details

Massive Open Online Courses (MOOCs) are such online courses which are developed as per following directions:

1. **Course**
1. Credit Course shall mean a course which is taught for at least one semester as a part of a PG Programme in Indian Universities. shall be of two types: credit courses and non-credit courses.
2. Non-Credit Course shall include courses like awareness programme, continuing education programme or of specific skill set as an independent course, which are not part of any set curriculum.
2. **National Coordinator (NC)** National Coordinators are the Institutions that have been so designated by the Ministry and assigned a specific sector or preparation of online courses.
3. **Course Coordinator (CC)** Institution/Industry or a specialist in the field identified and entrusted with the task of developing online course. A Subject Matter Expert (SME) belonging to a reputed educational institution.

Host Institution - An educational institution who offers the MOOC on SWAYAM is called Host Institution.
Parent Institution - On successful completion of each course, the host institution offering the Online Course would issue the certificate, along with the number of credits and grades, through which the student can get credits transferred into his/her guide.

A parent institution is where a prospective learner is enrolled in a particular program and may further opt for a particular MOOC's listed on SWAYAM.

The process of MOOC's development and delivery shall consist of the following four steps which are further explained below:

- i. Course-Coordinator Details;
- ii. Online Proposal for Development and Delivery of MOOCs;
- iii. Course Content/Deliverables;
- iv. Declaration.

Massive Open Online Courses (MOOCs) are such online courses which are developed as per following directions

1. Course Title
2. Subject
3. Medium of Instruction
4. Applicant Category
5. Types of Course
6. Nature of Course
7. Course Objective
8. Course Description and Outline
9. Brief about course content
10. Course Introductory Video
11. Pre requisite
12. Course Duration
13. Learning Outcome

Organizing Committee

Sr. No.	Designation	Name of the Faculty
01	Organizing Chairman	Dr. Anand Ambekar
02	Organizing Secretary	Dr. Omkumar Baghele
03	Treasurer	Dr. Prasanna Dahake
04	Hospitality Committee	Dr. Safalya S. Kadthane
06	Coordinators	Dr. Yatishkumar Joshi

Adaptation to fear of failure is the best way to implement technology. Success will follow

Our Patron



Hon., Prof. Dr. Vishwanath D. Karad,
Founder & President,
MAEER's, MIT, Pune.



Hon., Shri. Ramesh K. Karad,
Executive Director,
MIDSR Dental College, Latur



Dr. Suresh S. Kamble,
Principal,
MIDSR Dental College, Latur.

- **Certificate Format-**



MAHARASHTRA INSTITUTE OF DENTAL SCIENCES & RESEARCH, LATUR



CERTIFICATE OF APPRECIATION

This certificate is awarded to,

Dr. Sujata N. Chavan


for delivering a guest lecture on the topic titled,


“E-Content Development”

in the Faculty Development Program

organised by Dental Education Unit, MIDSR Dental College, Latur

on 16th March 2020


Dr. Suresh Kamble
 Principal,
 MIDSR Dental College, Latur


Dr. Anand Ambekar
 Organizing Chairman,
 MIDSR Dental College, Latur

List of Participants

MIDSR DENTAL COLLEGE, LATUR
 E-CONTENT DEVELOPMENT PROGRAM MODULE-II
 Attendance List

Date:-16/03/2020

Sr. No.	Name of Faculty	Department	Signature
01	Dr. Suresh Kamble	Prosthodontics	
02	Dr. Suresh Kamble	Orthodontics	
03	Dr. Ajit S. Jankar	Prosthodontics	
04	Dr. Yashraj Kumar Joshi	Orthodontics	
05	Dr. Anish Pawar	Prosthodontics	
06	Dr. Suresh Pawar	Conservative	
07	Dr. Shekar Badal	Oral Surgery	
08	Dr. Yogesh Kute	Periodontics	
09	Dr. Sandeep Fene	Prosthodontics	
10	Dr. Shilpa Wagh	Prosthodontics	
11	Dr. Om Jayant	Periodontics	
12	Dr. Varsha Sankhe	Oral Pathology	
13	Dr. Sukanya Vyatare	Periodontics	
14	Dr. Gopal Mayajyaje	Oral Surgery	
15	Dr. Anshay Gade	Conservative	
16	Dr. Pratiksha Laxman	Oral Med. Rad.	
17	Dr. Prasanna Dhake	Periodontics	
18	Dr. Shashi Patil	Prosthodontics	
19	Dr. Pankaj Kedar	Periodontics	
20	Dr. V. S. Bhatnagar		

MIDSR DENTAL COLLEGE, LATUR
 E-CONTENT DEVELOPMENT PROGRAM MODULE-II
 Attendance List

Date:-16/03/2020

Sr. No.	Name of Faculty	Department	Signature
21	Dr. Govind Ugale	Periodontics	
22	Dr. Anika Kale	Cons	
23	Dr. Smita Chaware	Oral Path	
24	Dr. Prashant Mogre	Ortho	
25	Dr. Chaitanya Khamapure	Ortho	
26	Dr. Kalyaneshwar Mule	Periodontics	
27	Dr. Ajit A. Shirke	Cons	
28	Dr. Anshu Kulkarni	Prosthodontics	
29	Dr. Shilpa Khande	Orthodontics	
30	Dr. Shikhar Tamayal	Periodontics	
31	Dr. Sumant Shah	OMDR	
32	Dr. Shashikant Kante	Orthodontics	
33	Dr. Ashwini Biradar	P.H.U.	
34	Dr. Susheela Wajare	Prosthodontics	
35	Dr. Sunanda Gidddy	Conservative	
36	Dr. Pravinchandra Deshpande	Cons & Endo	
37	Dr. Anishete Patil	Conservative	
38	Dr. Anurag Munghe	Oral Pathology	
39	Dr. Madhuri Agrawal	Conservative	
40	Dr. Bhushan Bangar	Prosthodontics	

MIDSR DENTAL COLLEGE, LATUR
E-CONTENT DEVELOPMENT PROGRAM MODULE-II

Attendance List

Date:-16/03/2020

Sr. No.	Name of Faculty	Department	Signature
41	Dr. Anand Arath	Periodontics	<i>(Signature)</i>
42	Dr. Bhagyashree K	PHD	<i>(Signature)</i>
43	Dr. Pramod D	Ceras	<i>(Signature)</i>
44	Dr. Satya S Kadam	PHD	<i>(Signature)</i>
45	Dr. Anil Dhapde	Oral Surgery	<i>(Signature)</i>

• **Photograph-**



Felicitation of Guest Speaker



Lecture for Participants



Guest with Hon. Stage Member



Participants

3. **Program: Interactive Teaching & Communication Skills**

- **Report-**

The Dental Education unit successfully conducted the program on the topic of **Interactive Teaching & Communication Skills** on 17th Sept. 2020 using the Microsoft Teams online platform under the chairmanship of Dr. Anand Ambekar, Professor in the Orthodontics Department. The Program was started at 10:00 am sharp with the lecture of Dr. Gaurv Mishra on the topic of ‘Large Group Teaching’, followed by the topic ‘Small Group Teaching’, delivered by Dr. Trupti Shrivastava. The 3rd /final lecture of the session was delivered by Dr. Shweta Pisulkar on the topic of ‘Communication skills’.

The program was coordinated by Dr. Prasanna Dahake the organizing secretary of the program & vote of thanks was given by Dr. Yogesh Kale the organizing vice chairman of the program. The total Number of 40 participants were benefited by the present online program.

- **Brochure**

MAHARASHTRA INSTITUTE OF DENTAL SCIENCES & RESEARCH, LATUR

Dental Education Unit Delighted to present you
An Online Workshop on


"Interactive Teaching & Communication Skills"

17th September 2020

Speakers & Topic


Dr. Gaurav Mishra
Dean, Interdisciplinary Studies,
DRAAS(DTU)

Topic: Large Group Teaching




Dr. Tripti Shrivastava
Coordinator-ICAC, SPMMS&IL,
Convener AAOI Dental Centre, JDUIC

Topic: Small Group Teaching



Dr. Shweta Pisulkar
Dean Academics, SPDC,
DRAAS(DTU)

Topic: Communication Skills



Sr.	Program Schedule	Time
1	Large Group Teaching	10:00 am to 10:45 am
2	Small Group Teaching	11:00 am to 11:45 am
3	Communication Skills	12:00 pm to 12:45 pm

15 minutes will be allotted after each lecture for queries.

Invitees:

<p>Chief Patron Dr. V. G. Joshi Hon. Chairman & Founder, AIO Group of Institutions, Pune</p>	<p>Patron Shri. Kameshappa Karad Hon. Executive Director AIO Campus, Latur</p>	<p>Dr. Anand Anilkar, MDS & Implantology Specialist, AIOIO Dental College, Latur</p>
<p>Dr. Sunil Dargam Vice President, AIOIO Dental College, Latur</p>	<p>Dr. Sunil Bhatia, Principal, AIOIO Dental College, Latur</p>	<p>Dr. Mahesh Chitambar, Registration Institute & Training Director, AIOIO Dental College, Latur</p>
<p>Dr. Vipul Kulkarni Organizing Vice-Chairman, AIOIO Dental College, Latur</p>	<p>Dr. Mahesh Chitambar, Registration Institute & Training Director, AIOIO Dental College, Latur</p>	<p>Dr. Mahesh Chitambar, Registration Institute & Training Director, AIOIO Dental College, Latur</p>

- Certificate Format-



MAHARASHTRA INSTITUTE OF DENTAL SCIENCES & RESEARCH, LATUR

CERTIFICATE OF PARTICIPATION

This certificate is awarded to,

Dr.

for participating in an online MET workshop titled
“Interactive Teaching & Communication Skills”
 conducted by Dental Education Unit,
 MIDSR Dental College, Latur
 on 17th September 2020



Dr. Suresh Kamble
Principal,
MIDSR Dental College, Latur

Dr. Anand Ambekar
Organizing Chairman,
MIDSR Dental College, Latur

Dr. Yogesh Kale
Organizing Vice Chairman,
MIDSR Dental College, Latur

Dr. Tripti Shrivastava
Director IQAC,
Datta Meghe Institute of Medical
Sciences [DMIMS], Wardha

- List of Participants**

Interactive Teaching and Communication Skills
 A workshop by the Dental Education Unit, MIDSR Dental College and Hospital,
 Date: 17th September 2020. Time: 10 am - 01pm

Registration details of Participants

S. N.	Name of Participant	Phone number	Mail ID	Certificate received sign
1.	Dr. Ajit Jankar	9422306958	ajitjks@midscr.ac.in	
2.	Dr. Shaahi Patil	9766609411	patilshaahi@gmail.com	
3.	Dr. Shyam Jadhav	8439365761	shyam_ajay_52@gmail.com	
4.	Dr. Shriroh Pawar	9501445571	shriroh.pawar@gmail.com	
5.	Dr. Surunda Gaddalay	9866509418	glsurunda2@gmail.com	
6.	Dr. Anita Kale Thenge	9272561833	kaleanita1@gmail.com	
7.	Dr. Rameshendra Kabir	9920297557	dr.ramesh.kabir@gmail.com	
8.	Dr. Anil Badgire	9960717444	anil.badgire@yahoo.com	
9.	Dr. Praveen Dhore Patil	9975649999	praveendhorepatil@gmail.com	
10.	Dr. Madhuri Agrawal	8007071270	dmadhuriagrawal80@gmail.com	
11.	Dr. Akshay Gaidhe	9423411233	akshaygaidhe@gmail.com	
12.	Dr. Abhishek Badade	9403195577	abhishek_badade@midscr.ac.in	
13.	Dr. Ajit Shinde	9665119194	ajitshinde881@gmail.com	
14.	Dr. Varsha Dhas Sangale	9422330366	drvarshadhas@gmail.com	
15.	Dr. Smita Chavare	9850239831	smitachavare123@gmail.com	
16.	Dr. Vishwas Bhandari	9823525229	vb.bhandari@rediffmail.com	
17.	Dr. Omkar Baghele	9321019946	omkar24@midscr.ac.in	
18.	Dr. Gauri Ugale	9130009068	gauriugale123@yahoo.com	
19.	Dr. Raghavendra Metri	9765798877	drmetri@midscr.ac.in	
20.	Dr. Sakanya Vyavhare	8007207640	sakanya@midscr.ac.in	
21.	Dr. Pooam Kadar	7083616869	pooamkadar811@gmail.com	
22.	Dr. Sheera Badal	9049974065	sheera2723@yahoo.com	
23.	Dr. Anol Doidhode	9975456109	dranoldoidhode@gmail.com	
24.	Dr. Gopal Nagargoje	8857810931	gopal.nagargoje@gmail.com	

Interactive Teaching and Communication Skills
 A workshop by the Dental Education Unit, MIDSR Dental College and Hospital,
 Date: 17th September 2020. Time: 10 am - 01pm

Registration details of Participants

25.	Dr. Anand Ambekar	8329510023	dranandamb@gmail.com	
26.	Dr. Pravin Marure	9404366634	drpravinmarure@gmail.com	
27.	Dr. Yashvi Joshi	960636690	ortho.yashvijoshi@gmail.com	
28.	Dr. Chaitanya Khanpure	7588612227	dr.chaitanya.khanpure@gmail.com	
29.	Dr. Shilpa Kendre Bkhad	9420685304	shilpabkha80@gmail.com	
30.	Sheetal Kamble	8888397740	kamblesheetal1990@gmail.com	
31.	Dr. Yogesh Kale	9890588705	dryogesh77@yahoo.com	
32.	Dr. Mahesh Dapde	9823733222	drmaheshdapde@gmail.com	
33.	Dr. Prasanna Dahake	9096027989	prasanadahake@gmail.com	
34.	Dr. Shridevi Tamagond	7507860379	shridevi1123@gmail.com	
35.	Dr. Shrikant Kendre	737859002	shri7988@gmail.com	
36.	Dr. Vijayalakshmi Male	7020223301	vashivijay@gmail.com	
37.	Dr. Sumeet Shah	7391999969	sumeshah51@gmail.com	
38.	Dr. Priyanka Lasune	9561754148	dr.priyankalasure@gmail.com	
39.	Dr. Ashwini Biradar Metri	9611947309	drashwinimetri@gmail.com	
40.	Dr. Safiya Kadane	8395094496	safiyakadane@gmail.com	

- Photograph-**

E:\Kaspersky\Usb Drive\Research Methodology\SHASHI\SHASHI PATIL Criteria 5\5.1.2\5.1.2 QnM\1.Soft skill development\DEU Report 2017-2022\Annual Report-2020.docx



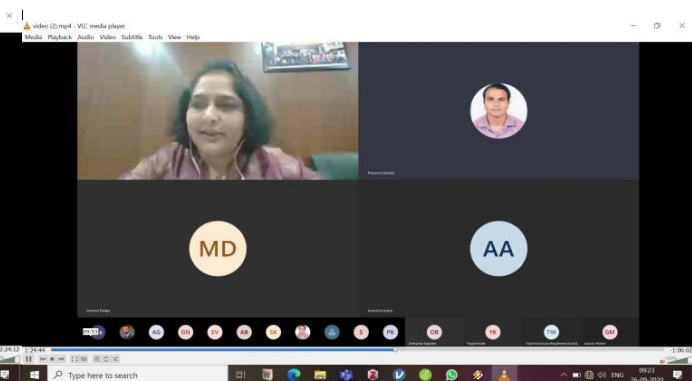
Participants



Participants



Participants



Participants



MAEER PUNE'S
**MAHARASHTRA INSTITUTE OF
DENTAL SCIENCES AND RESEARCH, LATUR**
(DENTAL COLLEGE & HOSPITAL)



Vishwanathpuram, Ambajogai Road,
Latur – 413531 (M.S.) INDIA

Tel: 02382- 227703,227424
Fax: 02382-228063

Email: midsr.latur@gmail.com
principal@mitmidsr.edu.in

Date: - 30.12.2021.


Dental Education Unit Annual Report-2021

In the year 2021 The Dental Education unit successfully conducted four CDE Program, one E-content programme and one International Conference. The CDE Programs were conducted through Department of Periodontics, Endodontics, oral surgery and pedodontics and Conference was conducted in association with Instituton of Prime Cursos Brazil. and Maharashtra and Maharashtra Institute Dental Science and Research. The entire programs were conducted under the chairmanship of Dr. Anand Ambekar, Professor, department of Orthodontics.

The details program conducted are as follows.

Sr. No.	Date	Title of The Program	Name of The organizing Department	Name of The Program Organizing Chairman	No. of Participants
01	19/5/21	WEB-MAX Evnt	Oral surgery	Dr Sheeraz Badal	83
02	15/07/21	Immediate implant placement and loading – A need of the hour.	Periodontics	Dr. Vishnudas Bhandari	89
03	2-5/08/21	Endosynergy 2021	Endodontics	Dr. Sunanda Gaddalay	895
04	17/08/21	Strategies for management of developing malocclusion	Pedodontics	Dr. Yogesh Kale	211
05	21-22/08/21	3 rd International Conference on Dentistry and Oral Health 2021	Apadento, Bioleague and MIDSR Dental College, Latur	Dr. Suresh Kamble	27
06	17/0/21	Microsoft Team Training Session	Dental Education Unit	Dr Anand Ambekar	20

The total no. of 1325 participants was benefited in the year 2021. The year 2021 is concluded with six programs and five committee meetings under the flagship of Dr. Anand Ambekar as a chairman and Dr. Sujit Zadake as a convener of DEU.



Convener,
Dental Education Unit,
MIDSR Dental College,
Latur.



Chairman,
Dental Education Unit,
MIDSR Dental College,
Latur.

DETAILS OF PROGRAM CONDUCTED

Title of the Program - “Immediate implant placement and loading: A need of the hour”.

Name of Program- CDE program on “Immediate implant placement and loading: A need of the hour”.

Mode- Online workshop, **Date-** 15th July, 2021.

Time- 2:30PM to 4:30PM (2Hours)

Conducted by- Department of Periodontology and Implantology, MIDSR Dental College and Hospital, Latur

Registration Forms received: 89

Organizing committee:

1. **Dr. Suresh Kamble,**

Principal, MIDSR Dental College and Hospital

2. **Dr. Suresh Kangane,**
Vice-principal, MIDSR Dental College and Hospital, Latur
3. **Dr. Vishnudas Bhandari**
Head of department and PG Guide, MIDSR Dental College and Hospital, Latur
4. **Dr. Omkumar Baghele**
Professor and PG guide, MIDSR Dental College and Hospital, Latur
5. **Dr. Gauri Ugale**
Professor and PG Guide, MIDSR Dental College and Hospital, Latur
6. **Dr. Raghavendra Metri,**
Professor, MIDSR Dental College and Hospital, Latur
7. **Dr. Mukesh Aradle,**
Sr. lecturer, MIDSR Dental College and Hospital, Latur
8. **Dr. Sukanya Vyavhare**
Lecturer, MIDSR Dental College and Hospital, Latur

Speaker –

Dr. Shivprasad B. M.

Professor, Department of Periodontology,
Rajarajeshwari Dental College and Hospital,
Kumbal Godu, Bangalore

MSDC Observer –

Dr. Dhananjay Shitole.

Introduction of the program- By Dr. Gauri Ugale.

Vote of thanks- By Dr. Vishnudas Bhandari

- **Brochure-**

- **List of Participants-**

MAHARASHTRA INSTITUTE OF DENTAL SCIENCES AND RESEARCH, LATUR

Online CDE Programme

Organised by

DEPARTMENT OF PERIODONTICS

"IMMEDIATE IMPLANT PLACEMENT AND LOADING: A NEED OF THE HOUR"

SPEAKER

Dr. SHIVAPRASAD B.M.,
Professor, Department of Periodontology,
RAJARAJESWARI DENTAL COLLEGE AND HOSPITAL, KUMBALGODU, BANGALORE

Registered participants list

Sr No	NAME OF Participants	MSDC Registration No	Email id	Mobile No	SIGN
1	Dr. Supriya Shirodkar	A-39981	Supriyashirodkar58852@gmail.com	7798691134	
2	Dr Sonal Rahinji	A-36667	rahinjsonal6@gmail.com	8793359636	
3	Dr Bhushan Banger	A-8096	Drbanger24@gmail.com	9423778224	
4	Dr Govind Changule	A-19176	drgovindchangule@gmail.com	9923182345	
5	Dr. Lynette Fernandes	A-39552	drlynettefernandes@gmail.com	9920516926	

6	Dr Pramod Kumar	A-9371(USDC)	drparam2012@gmail.com	9005538661	Mun
7	Dr Sonali Alure	A-28629	sonalialure@gmail.com	8983793369	Mun
8	Dr Shilpa Shilpa Kendre	A-24456	shilpabikkad80@gmail.com	9420685304	Shilpa
9	Dr. Vishnu Bhandari	A-8687	dr.vishnubhandari@rediffmail.com	9823525229	Vishnu
10	Dr. Omkumar Baghele	A-7789	ombaghele@gmail.com	9321019946	Omkumar
11	Dr. Gauri Ugale	A-8607	ugalegauri@gmail.com	9130009068	Gauri
12	Dr. Raghvendra Meetri	19249A(KSDC)	drmetriraghu@gmail.com	9765798877	Raghu
13	Dr. Mukesh Aradale	A-21113	mukesharadale@gmail.com	7588389620	Mukesh
14	Dr. Sukanya Vyavahare	A-26273	sukanyavyavhare@gmail.com	8007207640	Sukanya
15	Dr. Bhagwat Kendre	A-24719	kendrebhagwat@gmail.com	719026511	Bhagwat
16	Dr. Shashi Patil	A-15455	patishashi@gmail.com	9766869411	Shashi
17	Dr Ajit Shinde	A-25527	ajitshinde8812@gmail.com	9665119194	Ajit
18	Dr Abhishek Badade	A-34438	abhishek_badade@yahoo.com	9405195577	Abhishek
19	Dr. Amol Badgire	A-17580	Amol.badgire@yahoo.com	9960717444	Amol
20	Dr.Sujata Yedle	A-26547	Sujata2959@gmail.com	8275172959	Sujata
21	Dr Ashwini Basdar Basdar	20504-A (KSDC)	drashwinimetri@gmail.com	9611947309	Ashwini
22	Dr. Shrirang Sangle	A-32767	sshri58@gmail.com	9421990767	Shrirang

23	Dr. Madhura Vairagi	A-36727	madhuravairagi@gmail.com	9619206574	Madhura
24	Dr. Kanishka Magdum	A-33922	Kanishkamagdum77@gmail.com	8208383072	Kanishka
25	Dr. Suraj Sonawane	A-35690	Suraj7248@gmail.com	9284166249	Suraj
26	Dr. Pratish Rawade	A-38664	Pkawade@gmail.com	8087820198	Pratish
27	Dr. Vidya Vaybase	A-37658	vvaybase@gmail.com	7498274645	Vidya
28	Dr Deepali Patane	A-36144	deepalipatane@gmail.com	9867814133	Deepali
29	Dr. Pooja langote	A-41410	Pooja081094@gmail.com	8600711554	Pooja
30	Dr. Priyanka Lasune	34179-A(KSDC)	dr.Priyankalasure@gmail.com	9561754148	Priyanka
31	Dr. Sujit Zadke Zadke	A31031	Zadakesujit09@gmail.com	9422780470	Sujit
32	Dr. Shital Wagh	A-13909	Shital123wagh@gmail.com	9403691116	Shital
33	Dr. Aishwarya Pawar	A-41412	Aishpawar8600@gmail.com	8605210128	Aishwarya
34	Dr. Vaishali Jare	A-40455	Vaishalijare1995@gmail.com	9975289192	Vaishali
35	Dr. Dipak Burungale	A-31711	dipak2573@gmail.com	7718947168	Dipak
36	Dr. Pranoti Chincholkar Chincholkar	A-39182	pranoti36@gmail.com	7756917434	Pranoti
37	Dr Pravin Marure	20191A (KSDC)	Drpravinkumar08@gmail.com	9404366634	Pravin
38	Dr. Shital Nagime	A-17356	drshitalnb@gmail.com	8180926414	Shital

39	Dr. Subhashan Bhalde	A-35851	bhalesubhashan@gmail.com	7758074062	Subhashan
40	Dr Poonam Kedar	A-26892	poonamkedar0811@gmail.com	7083616869	Poonam
41	Dr Varsha Sangle	A-18374	dr.varshasangle@gmail.com	9422330366	Varsha
42	Dr. Smita Chavare	A-23966	smitachavare123@gmail.com	9850239831	Smita
43	Dr. Anand Mandelcha	A-37611	Mandelchaanand02@gmail.com	9762207622	Anand
44	Dr. Ajay Sorate	A-41437	ajaysorate95@gmail.com	9637636334	Ajay
45	Dr. Madhuri Gatale	A-35031	Madhuri84@gmail.com	9552066879	Madhuri
46	Dr. Pratiksha Somawanshi	A-36729	pratish13@gmail.com	9284495535	Pratiksha
47	Dr. Minal Sonare	A-39299	Minalsonare1503@gmail.com	8856003220	Minal
48	Dr. Yogita Mundaya	A-37004	yogitamundaya121@gmail.com	9028369663	Yogita
49	Dr. Priyanka Jadhav	A-38805	privankajadhavi1995@gmail.com	9284760929	Priyanka
50	Dr. Pravin Andhare	A-39068	andharepravin@gmail.com	7666261893	Pravin
51	Dr. Sachin Basude	A-8616	Sachinbasude8877@gmail.com	9403954386	Sachin
52	Dr. Rama Kanth	A-2005(TSDC)	dramakanth124@gmail.com	8143324632	Rama
53	Dr. Abighna Mannepati	44714 A (KSDC)	abighnam@gmail.com	7680979689	Abighna
54	Dr. Samrudhi Danve	A-38481	samrudhidanve@gmail.com	9145516974	Samrudhi

E:\Kaspersky\Usb Drive\R development\DEU Report

2\5.1.2 QnM\1.Soft skill

55	Dr. Anusha math	A-33732	mathanusha18@gmail.com	8788903301	Anusha
56	Dr. Poonam Kande	A-42696	poonamkande292@gmail.com	7028769108	Poonam
57	Dr. Khushbu bezalwar	A-39006	khushbubezalwar1226@gmail.com	8390723270	Khushbu
58	Dr. Rohini Male	A-37552	drohinimale1912@gmail.com	9096294587	Rohini
59	Rutuja Narwade	Student	rutujanarwade@gmail.com	9404342078	Rutuja
60	Shreya Chidrikar	Student	shreyachidrikar2@gmail.com	9284399667	Shreya
61	Gauri Choude	Student	gaurichoude@gmail.com	9284514412	Gauri
62	Prasad Dabade	Student	Prasaddabade123@gmail.com	7767970645	Prasad
63	Vishwanath Chatnale	Student	vchatnale26@gmail.com	9373837675	Vishu
64	Arti Ogale	Student	artioogle2899@gmail.com	7057919301	Arti
65	Anuja Navandkar	Student	anujanavandkar27@gmail.com	7066104700	Anuja
66	Kashmiri Phutane	Student	phutane.kashmiri@gmail.com	9518335510	Kashmiri
67	Gangeshwari Chamle	Student	gvhny31@gmail.com	9503768946	Ganeshwari
68	Sujeet	Student	skhonde072@gmail.com	8208418720	Sujeet
69	Chaitali Mohite patil	Student	Chaitalmohitepatil27@gmail.com	9767090898	Chaitali
70	Kalyani Bhagwat	Student	kalyanibhagwat20@gmail.com	9284236802	Kalyani

71	Swati Suryawanshi	Student	Swatisuryawanshi791@gmail.com	8208186687	Swati
72	Nilesh	Student	Nnborkar1997@gmail.com	8483036061	Nilesh
73	Trupti patil	Student	truptipatil80710@gmail.com	8208957726	Trupti
74	Shivani Talwadar	Student	shivaniTalwadar99@gmail.com	9588608045	Shivani
75	Rushikesh	Student	Khandeewal.rushikesh2@gmail.com	7972917065	Rushikesh
76	Prajakta Chate	Student	prajaktachate11@gmail.com	7499891167	Prajakta
77	Snehal Gite	Student	gitesnehal@gmail.com	8208957726	Snehal
78	Sachin More	Student	Sachinmishra0450@gmail.com	8668606513	Sachin
79	Shirin Sayyad	Student	Shirinsyed110@gmail.com	9529437172	Shirin
80	Vaishnavi Saboo	Student	SabooVaishnavi.11@gmail.com	9359969260	Vaishnavi
81	Madhuri Khatod	Student	Madhirkhatod21@gmail.com	8275195499	Madhuri
82	Maheshwari Kamble	Student	Maheshwari0211@gmail.com	8605070775	Maheshwari
83	Shweta Kshirsagar	Student	Shwetakshirsagar312@gmail.com	9637236036	Shweta
84	Sharayu patil	Student	Sharayu1996@gmail.com	7757094086	Sharayu
85	Shirani Kulkarni	Student	shirani2698@gmail.com	7507033155	Shirani
86	Aishwarya Bhalerao	Student	aishwaryapatil1904@gmail.com	8830039600	Aishwarya

87	Vaishnavi Indurkar	Student	dentistiv777@gmail.com	7972658569	Vaishnavi
88	Shradha barure	Student	barureshradha@gmail.com	9689736139	Shradha
89	Rutuja Dahiphale	Student	Rutujadahiphale5@gmail.com	9637570494	Rutuja

• Certificate Format-



continuing Dental Education



*Department of Periodontology & Implantology
MIDSR Dental College & Hospital,
Vishwanathpuram, Ambajogai Road, Latur*

Certificate Of Appreciation
As an Observer in Webinar


Dr. Dhananjay Shitole

For his observation and guidance during Webinar on topic “ *IMMEDIATE IMPLANT PLACEMENT AND LOADING: A NEED OF THE HOUR* ” organised by MIDSR Dental college on 15th July 2021 and credited with 2 CDE points (Ref No. MSDC/CDE 365/2021-2022 dated 12/07/2021)


[Signature]
Signature of Guest Speaker

[Signature]
Principal
MIDSR Dental College

[Signature]
HOD
Department of Periodontics



CONTINUING DENTAL EDUCATION



*Department of Periodontology & Implantology
MIDSR Dental College & Hospital,
Vishwanathpuram, Ambajogai Road, Latur*

Certificate Of Appreciation
As a Key Speaker in Webinar

Dr. Shivprasad BM

For his Phenomenal and worthy presentation on topic “ *IMMEDIATE IMPLANT PLACEMENT AND LOADING: A NEED OF THE HOUR* ” in Webinar organised by MIDSR Dental college on 15th July 2021 and credited with 2 CDE points (Ref No. MSDC/CDE 365/2021-2022 dated 12/07/2021)

[Signature]
Signature of the MSDC representative

[Signature]
Principal
MIDSR Dental College

[Signature]
HOD
Department of Periodontics



CONTINUING DENTAL EDUCATION



*Department of Periodontology & Implantology
MIDSR Dental College & Hospital,
Vishwanathpuram, Ambajogai Road, Latur*

Certificate Of Attendance

2 CREDIT POINT

Certified that Dr. _____ has attended the Webinar on topic “ *IMMEDIATE IMPLANT PLACEMENT AND LOADING: A NEED OF THE HOUR* ” on 15 th July 2021 for 2 hours duration organised by Department of Periodontology & Implantology of MIDSR Dental College and credited with 2 CDE points (Ref No. MSDC/CDE 365/2021-2022 dated 12/07/2021)

[Signature]
Signature of the MSDC representative

[Signature]
Principal
MIDSR Dental College

[Signature]
Signature of Guest Speaker

[Signature]
HOD
Department of Periodontics

E:\dev

GLIMPSE OF ONLINE CDE PROGRAM 2021







Title of the Program - ENDO SYNERGY-2021

- **Report-**

Virtual national level conference has been conducted by our department in collaboration with YCMM Dental College, Ahmednagar from 02nd Aug to 5th Aug. 2021. Seven eminent speakers Dr. Vivek Hegade, Dr. B. Mohan, Dr. Chandrashekhar Yawagal, Dr. Lora Mishra, Dr. Pratima Sheno, Dr. Saikalyan, and Dr. Vineeta Nikhil had given lectures on recent topics. We got tremendous response from all over India. Total 900 participants were present for this virtual summit.

For every session we had experienced clinicians as moderators like Dr. Deepali Shah, Dr. Mahima Tilakchand, Dr. P. Karunakar, Dr. Shalini Aggrawal, Dr. Shashi Lekha, Dr. Shiv Mantri & Dr. Sonali Taneja. It was knowledge fest for all participants.

- **Brochure-**

E:\Kaspersky\Usb Drive\development\DEU Repo

.2 QnM\1.Soft skill

MIDSR DENTAL COLLEGE LATUR.						
<u>DEPT. OF CONSERVATIVE & ENDODONTICS</u>						
CDE PROGRAM ENDO SYNERGY-2021						
Sr. No	Date	Time		Speaker	Moderator	Topic Name
		Session I	Session II			
1	2nd Aug-2021	10 am to 10:30 am	Inauguration Ceremony			
			10:30 am to 12:00 pm	Dr. B. Mohan	Dr. Sonali Taneja	Smile Make Over With Veneers
2	3rd Aug 2021	9am to 10am	Breifing and introduction of the day			
		10 am to 11:15 am		Dr. Vineeta Nikhil	Dr. Shiv Mantri	Recounting Smart Materials
			11:30 am to 1:00 pm	Dr. Lora Mishra	Dr. Shalini Aggarwal	Make Sense Of Systematic Review!
3	4th Aug 2021	9am to 10am	Breifing and introduction of the day			
		10 am to 11:15 am		Dr. Vivek Hegde	Dr. Karunakar	Retreatment in Endodontics
			11:30 am to 1:00 pm	Dr. Chandrashekar Yavagal	Dr. Shashirekha	LaserVEDA-Laser Dentistry as easy as 1-2-3!
4	5th Aug 2021	10 am to 11:15 am		Dr. Sai kalyan	Dr. Mahima Tilakchand	Regenerative Endodontics
			11:30 am to 1:00 pm	Dr. Pratima Shenoy	Dr. Dipali Shah	If smile is power; tooth whitening is to empower it !!
		1 pm to 2 pm	Concluding programme and vote of thanks			

Organized By-



DR. SUNANDA GADDALAY
Professor & Head of the department MIDSR
Dental college & Hospital, Latur



DR. SARVESHA BHONDWE (MAHAJAN)
Professor & Head of the department
YCOMM & RDF's Dental college, Ahmednagar

- Certificate Format-





**MIDSR Dental College, Latur.
&
YCOMM & RDF's Dental College, Ahmednagar.**



Department of Conservative Dentistry & Endodontics



Certificate of Appreciation
Awarded to



DR. SONALI TANEJA

For valuable contribution as

CHAIRPERSON

For the scientific E-fest **ENDOSYNERGY-2021** held
from 2nd to 5th August 2021

Dr. Sunanda Gaddalay
Organizing Secretary
Professor & HOD, Latur

Dr. Suresh Kamble
Organizing Chairperson
Principal, Latur

Dr. Nilima Rajhans
Organizing Chairperson
Principal, Ahmednagar

Dr. Sarvesha Bhondwe
Organizing Secretary
Professor & HOD, Ahmednagar



**MIDSR Dental College, Latur.
&
YCOMM & RDF's Dental College, Ahmednagar.**



Department of Conservative Dentistry & Endodontics



Certificate of Participation

This is to certify that

DR. Hanumant Na/wade

has participated in the scientific E-fest **ENDOSYNERGY-2021** held from
2nd to 5th August 2021

Dr. Sunanda Gaddalay
Organizing Secretary
Professor & HOD, Latur

Dr. Suresh Kamble
Organizing Chairperson
Principal, Latur

Dr. Nilima Rajhans
Organizing Chairperson
Principal, Ahmednagar

Dr. Sarvesha Bhondwe
Organizing Secretary
Professor & HOD, Ahmednagar

• **List of Participants**

1	Timestamp	Username	Name	Mobile No	Registration	Currently	If Faculty	If Postgraduate Student - (Name of The College and State)
2	2021/07/23 2:45:34 P	Hanumant	Nalwade			Postgraduate student	YES	MUHS hanumant.nalwade@mimsr.edu.in
3	2021/07/27 12:52:50	Dr pravee		9.98E+09		Faculty	Reader	Praveendhorepatil@gmail.com
4	2021/07/27 12:57:38	Dr. Abhishek		9.41E+09		Faculty	Reader	abhishek_badade@yahoo.com
5	2021/07/27 12:58:51	Amol Badgire		9.96E+09		Faculty	Reader	Maharashtra amol.badgire@yahoo.com
6	2021/07/27 1:59:00 P	Amol Badgire		9.96E+09		Faculty	Reader	Maharashtra amol.badgire@yahoo.com
7	2021/07/27 2:27:55 P	Rahul Jante		8.66E+09		Faculty		rahuljante@gmail.com
8	2021/07/27	rahuljante	Rahul Jante	8.66E+09		Faculty		
9	2021/07/27	drkalyand	Kalyana Pr	1.93E+10		Practioner		
10	2021/07/27	Drchadha	rohit Chac	9.18E+11	37252A	Practioner		
11	2021/07/27	ashwinim	Dr Ashwin	9.74E+09	17328-A	Faculty	Professor	
12	2021/07/27	drbasavar	Basavaraj	9.48E+09		Faculty	Reader	Karnataka
13	2021/07/27	saibujjisi	Dr Sai	9.49E+09	A17373	Practioner		Andhra Pradesh
14	2021/07/27	drmohsini	Mohsin re	9.92E+09	30059 A	Practioner		
15	2021/07/27	drangelbh	Angel bha	5.06E+09		Practioner		
16	2021/07/27	kprasad11	Krishna Pr	9.61E+09		Faculty	Lecturer	
17	2021/07/27	drasiyam	Dr Asiya M	9.55E+09	A-27601	Faculty		
18	2021/07/27	borkar.ani	Dr.Anamil	9.6E+09	A-6454	Faculty	Professor	
19	2021/07/27	aishwarya	Aishwarya	9.82E+09	A-15328	Faculty	Assistant Professor	
20	2021/07/27	aagaikwad	ashwini ga	8.89E+09	A-4696	Faculty	Professor	Maharashtra
21	2021/07/27	drabhijite	Dr. Abhijit	9.53E+09	A_14690	Faculty	Assistant Professor	
22	2021/07/27	ajinkyaa	Dr Ajinkya	9.56E+09		Practioner		Maharashtra
23	2021/07/27	aadyavipr	Vijayalaxr	7.02E+09	A-22625	Faculty	Reader	
24	2021/07/27	drjyoti8@	Dr Jyoti M	9.19E+11	A-3974	Faculty	Professor	Maharashtra
25	2021/07/27	Prabhakar	Dr. V. Prak	9.2E+11	IACDE 150	Faculty	Prof and H	Tamil Nadu
26	2021/07/27	drpanvar6	Dr. Varsha	9.85E+09	A - 3969	Faculty	Associate professor	at bharati vidyapeeth deemed university Dental college and Hospital pune
27	2021/07/27	shri2988@	Shrikant K	7.38E+09	A-22666	Faculty	Reader	MAHARASHTRA
28	2021/07/27	monali.nil	Monali Ni	9.96E+09	A-22089	Faculty	Assistant professor	
29	2021/07/27	kbrijila07	Dr Brijila K	7.9E+09	19272	Postgraduate Studer	Bcds madhava Pradesh	
30	2021/07/27	sanamoha	Sana Moh	9.85E+09	A-28075	Faculty	Senior lecture	
31	2021/07/27	aishwarya	Dr. Aishwa	9.18E+11	A-36560	Postgraduate Studer	Bhabha College of Dntal Sciences, Bhopal	Madhya Pradesh
32	2021/07/27	amitjena@	Prof.Amit	9.44E+09	A-4709	Faculty	Professor	
33	2021/07/27	drchandu	Dr Chandr	9.82E+09	A-30975	Practioner		
34	2021/07/27	dipali.nag	Dipali Sha	9.89E+09	A-5179	Faculty	Prof and H	Maharashtra
35	2021/07/27	dubeyn37	Neha Dub	7.75E+09	A-41131	Postgraduate Studer	Bhabha college of dental sciences, madhya pradesh	
36	2021/07/27	shilpabikk	Dr Shilpa	9.42E+09	A24456	Faculty	Senior Lec	Maharashtra
37	2021/07/27	sakshiagra	Sakshi agr	8.96E+09	A7629	Postgraduate Studer	Bhabha college of dental sciences bhopal	
38	2021/07/27	docpriyan	Dr Priyank	8.94E+10	A-17521	Practioner		Saratov Oblast
39	2021/07/27	dr.piyushg	Piyush Gu	8.01E+09	A-30965	Practioner		
40	2021/07/27	drruchika	Dr. Ruchik	9.89E+09	3584	Faculty	Professor	
41	2021/07/27	zadakesuj	Dr Sujit Za	9.42E+09	A 31031	Faculty	Senior Lecturer at MIDSr Dental College Latur	
42	2021/07/27	majashoki	Ashok Rat	9.81E+09		Faculty	Assistant	Maharashtra
43	2021/07/27	drashwini	Ashwini p	96544 587	11094-A	Faculty	Professor	
44	2021/07/27	sulsuchita	Suchita Su	7.22E+09	7.22E+09	Practioner		
44	2021/07/27	sulsuchita	Suchita Su	7.22E+09	7.22E+09	Practioner		
45	2021/07/27	hrishitam.	Dr HRISHI	9.85E+09	2.01E+09	Postgraduate Studer	Bharati Vidyapeeth Dental College and Hospital, Pune, Maharashtra	
46	2021/07/27	drprachi8	Dr prachi	9.83E+09		Faculty	Associate professor	
47	2021/07/27	janani.bal	Janani Bal	9.94E+09	11222	Practioner		
48	2021/07/27	ps.rajlaxm	Rajlaxmi P	8.39E+09	A30747	Faculty	Asst Professor	
49	2021/07/27	drshvani	Shivani Ka	9.72E+09	A-10142	Practioner		Delhi
50	2021/07/27	niyatimul	Dr.Niyati	845409443	A-36417	Postgraduate Studer	Sinhgad Dental College and Hospital	
51	2021/07/27	ajitdo@ya	Dr any jan	9.37E+08	A-7120	Faculty	Hod & professor	De of Prosthodontics
52	2021/07/27	megha434	Dr Megha	7.9E+09	A1669	Postgraduate Studer	Bhabha dental college, Madhya Pradesh	
53	2021/07/27	GEDAMSU	Dr Surend	9.98E+09	A-23170	Practioner		
54	2021/07/27	drshvani	Dr. Shivan	9.72E+09	A-10142	Practioner		Delhi
55	2021/07/27	ash21_sm	Ashwini M	9.2E+11	A-13149	Faculty	Reader	Maharashtra
56	2021/07/27	drmahesh	Dr Mahesh	9.82E+09	A-9619	Faculty	Professor	
57	2021/07/27	vijay.gaan	Vijay Gan	9.96E+09	28746	Postgraduate Studer	Bharati Vidyapeeth Dental College and hospital, Pune. Maharashtra	
58	2021/07/27	ranjeetog	Ranjeet O	9.1E+09		Postgraduate Studer	K.D. Dental College mathura,UP	
59	2021/07/27	nidhi	Nidhi A	9.02E+09		Postgraduate Studer	GDG DATTI MESHRA Maharashtra	

2021/07/28 10:30:21 AM GMT+5:30	ugalegauri@gmail.com	Gauri Ugale
2021/07/28 10:30:58 AM GMT+5:30	bhavna181971@gmail.com	Dr Bhavna Gaikwad - Dhumal
2021/07/28 10:31:19 AM GMT+5:30	sanjyot.mulay@dpu.edu.in	Sanjyot Mulay
2021/07/28 10:31:48 AM GMT+5:30	jivanerutuja2@gmail.com	Rutuja jivane
2021/07/28 10:33:35 AM GMT+5:30	zarna76@gmail.com	Zarna Sanghvi
2021/07/28 10:33:48 AM GMT+5:30	jivanerutuja2@gmail.com	Rutuja Jivane
2021/07/28 10:34:28 AM GMT+5:30	drnishant12384@gmail.com	Nishant K Vyavahare
2021/07/28 10:34:28 AM GMT+5:30	shivani.chavan.4@gmail.com	Dr. Shivani Chavan
2021/07/28 10:36:32 AM GMT+5:30	uskb16@gmail.com	Udita Baralay
2021/07/28 10:37:04 AM GMT+5:30	drswatiwadekar@gmail.com	Swati Ishwara Wadekar
2021/07/28 10:37:16 AM GMT+5:30	nirdesai1982@gmail.com	Niranjan Desai
2021/07/28 10:38:02 AM GMT+5:30	vandanakokane30@gmail.com	Vandana Kokane
2021/07/28 10:38:16 AM GMT+5:30	reenavora.rv@gmail.com	Dr Reena Vora
2021/07/28 10:38:34 AM GMT+5:30	endobyvineeta@gmail.com	Vineeta Nikhil
2021/07/28 10:39:24 AM GMT+5:30	dentist.zaryab@gmail.com	Zaryab ateeque momin
2021/07/28 10:39:49 AM GMT+5:30	dr.mohitgunwal@yahoo.in	Dr.Mohit K Gunwal
2021/07/28 10:41:25 AM GMT+5:30	drpravinkumar08@gmail.com	Dr Pravinkumar S Maroore
2021/07/28 10:41:45 AM GMT+5:30	drsirekha.a@gmail.com	Dr Sirekha
2021/07/28 10:45:32 AM GMT+5:30	ankitadramteke@gmail.com	Dr.Ankita Ramteke
2021/07/28 10:46:21 AM GMT+5:30	drsaurabhdoshi7@gmail.com	Dr. Saurabh Doshi

E:\Kaspersky\Usb Drive\Research Methodology\SHASHI\SHASHI PATIL Criteria 5\5.1.2\5.1.2 QnM\1.Soft skill development\DEU Report 2017-2022\Annual Report-2021.docx

2021/07/28 10:46:38 AM GMT+5:30	rollys.agarwal@gmail.com	Dr Rolly S Agarwal
2021/07/28 10:46:58 AM GMT+5:30	pratik.parkarwar19@gmail.com	Dr.Pratik.Parkarwar
2021/07/28 10:47:33 AM GMT+5:30	prati1511@gmail.com	PRATIBHA Shetkar
2021/07/28 10:48:41 AM GMT+5:30	doctortwinklesharma@gmail.com	Twinkle sharma
2021/07/28 10:48:48 AM GMT+5:30	shweta.diwan13@gmail.com	Shweta Avinash Diwan
2021/07/28 10:49:11 AM GMT+5:30	drabhijitendo@gmail.com	Dr. Abhijit Bajirao Jadhav
2021/07/28 10:49:25 AM GMT+5:30	prasannadahake@gmail.com	Dr. Prasanna T. Dahake
2021/07/28 10:50:07 AM GMT+5:30	sidharthmenon93@gmail.com	Sidharth Menon
2021/07/28 10:50:21 AM GMT+5:30	anshu.doc@gmail.com	Anshu sachdeva
2021/07/28 10:51:54 AM GMT+5:30	badole_g15@yahoo.co.in	Gautam Badole
2021/07/28 10:51:56 AM GMT+5:30	drakkygrathod@gmail.com	Akshay Rathod
2021/07/28 10:53:09 AM GMT+5:30	pratikburad12@gmail.com	Dr Pratik Burad
2021/07/28 10:55:13 AM GMT+5:30	pritamsalunkhe.ps82@gmail.com	Dr Pritam Arunrao Salunkhe
2021/07/28 10:55:29 AM GMT+5:30	anu.pillewar@gmail.com	Dr. Anjusha Pillewar
2021/07/28 10:55:36 AM GMT+5:30	sharanyask9058@gmail.com	Dr Sharanya Sasikumar
2021/07/28 10:57:01 AM GMT+5:30	navinnesari@gmail.com	Navin S Nesari
2021/07/28 10:58:24 AM GMT+5:30	Shitalkhillare38636@gmail.com	Shital Khillare
2021/07/28 11:00:03 AM GMT+5:30	ekkaldevishraddha@gmail.com	Shraddha Ekkaldevi
2021/07/28 11:02:29 AM GMT+5:30	makade.chetana@gmail.com	Dr.Chetana S Makade
2021/07/28 11:03:23 AM GMT+5:30	pallavi_tewari@ymail.com	Pallavi Tewari
2021/07/28 11:03:38 AM GMT+5:30	drveenapai@gmail.com	Veena suresh Pai
2021/07/28 11:03:38 AM GMT+5:30	sharnam2005@gmail.com	Dr Kunjal Mistry
2021/07/28 11:03:59 AM GMT+5:30	lihevaishali29@gmail.com	Vaishali kisan lihe
2021/07/28 11:06:49 AM GMT+5:30	drshreyabagwe@gmail.com	Dr Shreya Mhatre
2021/07/28 11:09:33 AM GMT+5:30	pratibhachaudhari21nov@gmail.com	Dr Pratibha Gopinath Chaudhari

2021/07/28 11:11:39 AM GMT+5:30	shruti147.st@gmail.com	Tambe Shruti Chagan	942
2021/07/28 11:12:00 AM GMT+5:30	rudhrakoul1351@gmail.com	Rudhra koul	
2021/07/28 11:14:38 AM GMT+5:30	pavithraravindra1@gmail.com	Dr Pavithra Ravindra	
2021/07/28 11:15:04 AM GMT+5:30	pratibhachaudhari21nov@gmail.com	pratibha Gopinath chaudhari	
2021/07/28 11:15:16 AM GMT+5:30	ankitasrivastava50@gmail.com	Ankita Srivastava	
2021/07/28 11:15:51 AM GMT+5:30	sahilkavle324@gmail.com	Dr.Sahil Kawle	
2021/07/28 11:16:31 AM GMT+5:30	dravaishalibharath@gmail.com	Anala Vaishali	
2021/07/28 11:16:45 AM GMT+5:30	apoorvakaranam90@gmail.com	Karanam Apoorva Prakash	
2021/07/28 11:16:57 AM GMT+5:30	drmanojchowdhury@gmail.com	MANOJ CHOWDHURY	
2021/07/28 11:17:00 AM GMT+5:30	dr.mohitgunwal@yahoo.in	Dr.Mohit K Gunwal	
2021/07/28 11:17:16 AM GMT+5:30	anujmishra.am39@gmail.com	Dr Anuj Mishra	
2021/07/28 11:17:18 AM GMT+5:30	siddhi.nevrekar@gmail.com	DR SIDDHI SHIVPRASAD NEVREKAR	
2021/07/28 11:17:25 AM GMT+5:30	pallavi89854@gmail.com	Pallavi Thallam	
2021/07/28 11:18:08 AM GMT+5:30	kendrebhagwat@gmail.com	Dr. Bhagwat Manvendra Kendre	
2021/07/28 11:19:02 AM GMT+5:30	dr.varshadhas@gmail.com	Varsha Sangle	
2021/07/28 11:20:01 AM GMT+5:30	azras476@gmail.com	Azra Sameen	
2021/07/28 11:20:27 AM GMT+5:30	apurvaj.23@gmail.com	APURVA JADHAV	
2021/07/28 11:20:39 AM GMT+5:30	sayli.s.khare@gmail.com	Sayli	
2021/07/28 11:21:14 AM GMT+5:30	dr.varshadhas@gmail.com	Dr.Varsha Sangle	
2021/07/28 11:23:48 AM GMT+5:30	jinalchavda18@gmail.com	Jinal chavda	
2021/07/28 11:24:25 AM GMT+5:30	dr.tusharborchate217@gmail.com	Dr. Tushar Borchate	
2021/07/28 11:25:28 AM GMT+5:30	dr.amrutagalphade213@gmail.com	Dr. Amruta Galphade	
2021/07/28 11:26:48 AM GMT+5:30	patekarsheetal95@gmail.com	sheetal patekar	
2021/07/28 11:27:20 AM GMT+5:30	snswapnali220@gmail.com	Dr. Swapnali	
2021/07/28 11:28:22 AM GMT+5:30	anndollyk@gmail.com	Ann Dolly Kuriakose	

2021/07/28 11:28:34 AM GMT+5:30	nandakishore.kode@gmail.com	Nanda Kishore
2021/07/28 11:30:01 AM GMT+5:30	prashantinilapwar4295@gmail.com	Dr. Prashanti Nilapwar
2021/07/28 11:30:05 AM GMT+5:30	seemadpathak@gmail.com	Dr.Seema Dhananjay Pathak
2021/07/28 11:31:10 AM GMT+5:30	bhagyashreejadhav46@gmail.com	Dr Bhagyashree Sachin Savant
2021/07/28 11:31:47 AM GMT+5:30	shradhas_naik@yahoo.co.in	Dr.shraddha subhash naik
2021/07/28 11:33:49 AM GMT+5:30	surabhijg1@gmail.com	Surabhi Rairam
2021/07/28 11:35:23 AM GMT+5:30	jyogesh101@gmail.com	Yogesh Baburav Jadhav
2021/07/28 11:36:12 AM GMT+5:30	kkolge@yahoo.co.in	Dr Kaustubh Kolge
2021/07/28 11:36:57 AM GMT+5:30	dr.psborele@gmail.com	Pravin Borole
2021/07/28 11:37:21 AM GMT+5:30	dranand9185@gmail.com	Dr Anand P Sondankar
2021/07/28 11:37:30 AM GMT+5:30	lihiren@yahoo.com	Leena Jobanputra
2021/07/28 11:37:42 AM GMT+5:30	sanjivanijadhav333@gmail.com	Dr.Sanjivani Jadhav
2021/07/28 11:37:54 AM GMT+5:30	keshavprasad72@gmail.com	Keshava Prasad B S
2021/07/28 11:40:03 AM GMT+5:30	dayalcharu@gmail.com	Charu Dayal
2021/07/28 11:40:05 AM GMT+5:30	drbhushan79@gmail.com	Dr Bhushan
2021/07/28 11:42:36 AM GMT+5:30	simarkaur559.sk85@gmail.com	Simar Kaur Manocha
2021/07/28 11:43:22 AM GMT+5:30	shreyasbandgar16@gmail.com	Dr Shreyas Tatoba Bandgar
2021/07/28 11:43:32 AM GMT+5:30	kunam.divya@gmail.com	Divya Kunam
2021/07/28 11:44:17 AM GMT+5:30	lekh_santhosh@yahoo.com	Lekha S
2021/07/28 11:44:57 AM GMT+5:30	shashirekha123@yahoo.com	Shashirekha Govind
2021/07/28 11:45:51 AM GMT+5:30	drnirzara@gmail.com	Dr Nirzara Chaubal
2021/07/28 11:45:51 AM GMT+5:30	skohli@jmi.ac.in	Sarita Kohli
2021/07/28 11:47:59 AM GMT+5:30	radhnair@yahoo.com	Radhakrishnan nair
2021/07/28 11:48:13 AM GMT+5:30	drsnehald8@gmail.com	Snehal N Dhumal
2021/07/28 11:49:00 AM GMT+5:30	drpradnyanikhade@gmail.com	Pradnya Nikhade

2021/07/28 11:51:19 AM GMT+5:30	jaiprathikshavi@gmail.com	Jaiprathiksha Iyer
2021/07/28 11:54:03 AM GMT+5:30	kotalwar.ganesh@gmail.com	Dr.Dr.Gan kotalwar
2021/07/28 11:54:10 AM GMT+5:30	dr_anuradharani@yahoo.com	Dr Anuradha Rani
2021/07/28 12:01:38 PM GMT+5:30	praveenholikatti81@gmail.com	Dr. Praveen Holikatti
2021/07/28 12:02:50 PM GMT+5:30	rkalyansatish@vdc.edu.in	R Kalyan Satish
2021/07/28 12:06:38 PM GMT+5:30	dr.kuldeep9@gmail.com	KULDEEP SINGH RANA
2021/07/28 12:11:37 PM GMT+5:30	sam.paddy04@gmail.com	Shyam Padiyar
2021/07/28 12:12:14 PM GMT+5:30	Shivani2118@yahoo.com	Shivani Chauhan
2021/07/28 12:13:07 PM GMT+5:30	sayaligandhi80@gmail.com	Dr sayali
2021/07/28 12:13:35 PM GMT+5:30	chandanakalita95@gmail.com	Chandana Kalita
2021/07/28 12:22:27 PM GMT+5:30	drnilamjadhav@gmail.com	Dr.Nilam Jadhav
2021/07/28 12:28:05 PM GMT+5:30	dr.inderjeet12@gmail.com	Dr.Inderjeet kaur
2021/07/28 12:31:58 PM GMT+5:30	drupalvaidya@yahoo.com	Dr Rupal Vaidya
2021/07/28 12:32:13 PM GMT+5:30	dr.pankajgundesha@gmail.com	Dr. Pankaj C Gundecha
2021/07/28 12:33:21 PM GMT+5:30	humairashakeel@gmail.com	Dr Humaira anjum
2021/07/28 12:36:33 PM GMT+5:30	smilekraft.dentist@gmail.com	Dr.Vaishalee Bambardekar
2021/07/28 12:40:12 PM GMT+5:30	drambicakhetarpal@gmail.com	Dr Ambica Khetarpal
2021/07/28 12:41:15 PM GMT+5:30	sarang74in@gmail.com	SARANG SHARMA
2021/07/28 12:44:36 PM GMT+5:30	kavimalar.sboa@gmail.com	kavimalar Ravichandran
2021/07/28 12:45:12 PM GMT+5:30	hdnakhwa10@gmail.com	Dr. Hetal Nakhwa
2021/07/28 12:46:38 PM GMT+5:30	madhurima25goswami@gmail.com	MADHURIMA GOSWAMI
2021/07/28 12:49:28 PM GMT+5:30	jaypatel1011997@gmail.com	Dr. Jay Narendra Patel
2021/07/28 12:56:21 PM GMT+5:30	dr.patilswapnil@gmail.com	Swapnil Patil
2021/07/28 12:56:28 PM GMT+5:30	drashts2000@gmail.com	Dr ashwini t s
2021/07/28 1:01:14 PM GMT+5:30	sowmyahk84@gmail.com	Sowmya H K

2021/07/28 1:06:41 PM GMT+5:30	trjawale@gmail.com	Dr Tina Jawale
2021/07/28 1:07:45 PM GMT+5:30	shreyasisinha0@gmail.com	SHREYASI SINHA
2021/07/28 1:07:54 PM GMT+5:30	chhavisharmaoct@gmail.com	Chhavi Sharma
2021/07/28 1:10:11 PM GMT+5:30	priyankapriyadarshani64@gmail.com	PRIYANKA PRIYADARSHNI
2021/07/28 1:13:09 PM GMT+5:30	dr.jeebasabu@gmail.com	Dr Jeeba Sabu
2021/07/28 1:13:10 PM GMT+5:30	farah.manasawala@gmail.com	Farah manasawala
2021/07/28 1:18:58 PM GMT+5:30	karuna.ingole@gmail.com	Dr Karuna Dewalwar
2021/07/28 1:20:39 PM GMT+5:30	mndrmeena@gmail.com	Dr.N.Meena
2021/07/28 1:22:57 PM GMT+5:30	21sarval@gmail.com	dr.sarval
2021/07/28 1:30:16 PM GMT+5:30	singhtanwarmanu@gmail.com	manu
2021/07/28 1:32:50 PM GMT+5:30	asankitasharma06@gmail.com	Ankita Sharma
2021/07/28 1:32:54 PM GMT+5:30	drsaritavsingh@gmail.com	Dr. Sarita singh
2021/07/28 1:32:58 PM GMT+5:30	endoswatichhabra@gmail.com	Swati
2021/07/28 1:34:33 PM GMT+5:30	tusharcl29@gmail.com	Tushar Lokhande
2021/07/28 1:35:34 PM GMT+5:30	drpoojatarkase5@gmail.com	Dr. Pooja Tarkase
2021/07/28 1:35:53 PM GMT+5:30	suvarnature06@gmail.com	Suvarna ture
2021/07/28 1:35:57 PM GMT+5:30	89.swati@gmail.com	Swati Budhiraja
2021/07/28 1:39:36 PM GMT+5:30	pranjumarkad@gmail.com	Dr.Pranjali Ashish Markad
2021/07/28 1:40:45 PM GMT+5:30	drsuryadahiya@gmail.com	Dr. Surya Dahiya
2021/07/28 1:42:36 PM GMT+5:30	garudkarvarsha6@gmail.com	Dr. Varsha Garudkar
2021/07/28 1:43:23 PM GMT+5:30	snehaade9284@gmail.com	Dr.Sneha Ade
2021/07/28 1:45:23 PM GMT+5:30	doc.spathan@gmail.com	Sikander pathan
2021/07/28 1:48:06 PM GMT+5:30	aishwarya.arya10@gmail.com	Dr. Aishwarya Arya
2021/07/28 1:53:25 PM GMT+5:30	sowmyamudunuri22@gmail.com	Sowmya
2021/07/28 1:53:36 PM GMT+5:30	annjeslee511@gmail.com	Dr Jeslee Ann Jose

2021/07/28 1:54:44 PM GMT+5:30	samsungchaton12@gmail.com	Dr. Kirti Makan
2021/07/28 1:56:43 PM GMT+5:30	nidansari100592@gmail.com	Needa Ansari
2021/07/28 1:56:57 PM GMT+5:30	dr.kiranrane@yahoo.co.in	Kiran Rane
2021/07/28 1:57:43 PM GMT+5:30	drprahladsaraf@gmail.com	Prahlad A Saraf
2021/07/28 1:59:20 PM GMT+5:30	drharshamahajan@gmail.com	Harsha Mahajan
2021/07/28 2:01:55 PM GMT+5:30	rohinimahajan545@gmail.com	Rohini Prakash Mahajan
2021/07/28 2:02:49 PM GMT+5:30	priya.yawalikar@gmail.com	Dr. Priya Desai
2021/07/28 2:07:03 PM GMT+5:30	maryammandsaurwala@gmail.com	Maryam Mandsaurwala
2021/07/28 2:07:59 PM GMT+5:30	surbhi17den@gmail.com	Dr Surbhi Patel
2021/07/28 2:08:01 PM GMT+5:30	dr.utkarshzarekar@gmail.com	Utkarsh Zarekar
2021/07/28 2:08:07 PM GMT+5:30	sonampatidar1991@gmail.com	Dr.sonam patidar
2021/07/28 2:12:55 PM GMT+5:30	bharathi.deo@gmail.com	Dr Bharati D Deo
2021/07/28 2:23:28 PM GMT+5:30	shifabanu62@gmail.com	Dr. Shifa Banu
2021/07/28 2:26:48 PM GMT+5:30	sumayyabeevi.am93@gmail.com	SUMAYYA BEEVI A M
2021/07/28 2:29:44 PM GMT+5:30	jainsejal88@gmail.com	Sejal Jain
2021/07/28 2:30:17 PM GMT+5:30	bhatsreegowri@gmail.com	Dr Sreegowri
2021/07/28 2:39:17 PM GMT+5:30	nikita_doc_thakur@yahoo.co.in	Nikita Thakur
2021/07/28 2:53:37 PM GMT+5:30	pratheekshan2612@gmail.com	PRATHEEK SHANBHAG
2021/07/28 2:54:22 PM GMT+5:30	dr.ojasdesai26@gmail.com	Ojas Desai
2021/07/28 3:02:14 PM GMT+5:30	ayeshanajam608@gmail.com	Ayesha Najam
2021/07/28 3:02:57 PM GMT+5:30	manjiri.khare@rediffmail.com	Dr.Manjiri Khare
2021/07/28 3:06:58 PM GMT+5:30	priyankasubhash0@gmail.com	Priyanka Gupta
2021/07/28 3:09:14 PM GMT+5:30	drpravin.suryawanshi4@gmail.com	Pravin Suryawanshi
2021/07/28 3:13:32 PM GMT+5:30	divyamittal94@gmail.com	Divya Mittal
2021/07/28 3:21:24 PM GMT+5:30	ishikarastogi18@gmail.com	Ishika Rastogi

2021/07/28 3:26:00 PM GMT+5:30	endorajan@gmail.com	Dr Rajan Dhawan
2021/07/28 3:28:45 PM GMT+5:30	muditamanaktala@gmail.com	Mudita Manaktala
2021/07/28 3:30:45 PM GMT+5:30	smitachaware123@gmail.com	Dr.Smita Chaware
2021/07/28 3:33:43 PM GMT+5:30	sharanamdentalclinic@gmail.com	Dr Aditya Gawand
2021/07/28 3:34:09 PM GMT+5:30	drjyotityagi7@gmail.com	Jyoti
2021/07/28 3:40:41 PM GMT+5:30	amanvermadr6@gmail.com	Dr. Aman Verma
2021/07/28 3:49:03 PM GMT+5:30	devveer1110@gmail.com	Dev Veer Vikram Singh
2021/07/28 3:50:29 PM GMT+5:30	drrushikeshmahaparale@gmail.com	Dr. Rushikesh Ramesh Mahaparale
2021/07/28 3:52:48 PM GMT+5:30	simrenbhatia1396@gmail.com	Simren Bhatia
2021/07/28 4:07:47 PM GMT+5:30	gade.vandana@gmail.com	DR.VANDANA GADE
2021/07/28 4:19:21 PM GMT+5:30	ishita.mittal16@gmail.com	Ishita Mittal
2021/07/28 4:28:30 PM GMT+5:30	vibhutivibhu@gmail.com	Vibhuti
2021/07/28 4:32:46 PM GMT+5:30	gaganhanda1017@gmail.com	Gagandeep Singh
2021/07/28 4:36:00 PM GMT+5:30	kalyaniumale@gmail.com	Dr. Kalyani Umale
2021/07/28 4:36:38 PM GMT+5:30	alinamoin54@gmail.com	Alina moin
2021/07/28 4:43:41 PM GMT+5:30	priteesirsat@gmail.com	Pritee Sirsat
2021/07/28 4:53:27 PM GMT+5:30	drmadhusrinivas@gmail.com	Madhu K S
2021/07/28 4:55:58 PM GMT+5:30	apurva.pawale@gmail.com	Dr. Apurva Pawale
2021/07/28 5:00:27 PM GMT+5:30	siddhanthiwale@gmail.com	Dr Siddhant Hiwale
2021/07/28 5:01:58 PM GMT+5:30	ashique.navas@gmail.com	ASHIQUE NAVAS KK
2021/07/28 5:02:30 PM GMT+5:30	birladeepali@yahoo.co.in	Deepali
2021/07/28 5:03:40 PM GMT+5:30	rpallavi20@gmail.com	Pallavi
2021/07/28 5:06:36 PM GMT+5:30	sayantanighosh93@gmail.com	Sayantani Ghosh
2021/07/28 5:06:46 PM GMT+5:30	choudharydrehta@gmail.com	Dr Ekta Choudhary
2021/07/28 5:08:21 PM GMT+5:30	sanap.atul8@gmail.com	Dr.Atul Sanap

2021/07/28 5:19:39 PM GMT+5:30	priyajain.skj24@gmail.com	Dr. Priya Jain
2021/07/28 5:26:47 PM GMT+5:30	shahi.mohnisha@gmail.com	Mohnisha Shahi
2021/07/28 5:27:54 PM GMT+5:30	vasudhapai@gmail.com	DR. VASUDHA PAI
2021/07/28 5:31:16 PM GMT+5:30	bidhurimeenakshi@gmail.com	Meenakshi Choudhary
2021/07/28 5:32:55 PM GMT+5:30	akshaliparmar@gmail.com	Axali Parmar
2021/07/28 5:35:45 PM GMT+5:30	joshiankta36@gmail.com	ANKITA VILAS JOSHI
2021/07/28 5:39:18 PM GMT+5:30	garimajoshi935@gmail.com	Dr garima joshi
2021/07/28 5:43:05 PM GMT+5:30	prashikjadhav28@gmail.com	PRASHIK
2021/07/28 5:43:14 PM GMT+5:30	darshilsodha@gmail.com	Darshil Sodha
2021/07/28 5:44:17 PM GMT+5:30	aishwaryashah1998@gmail.com	Aishwarya Shah
2021/07/28 5:44:18 PM GMT+5:30	dhanashreepawar902@gmail.com	Dhanashree Pawar
2021/07/28 5:44:18 PM GMT+5:30	aishwaryawattamwar@gmail.com	Dr. Aishwarya Wattamwar
2021/07/28 5:44:57 PM GMT+5:30	lekhika04@gmail.com	Lekhika Dhoot
2021/07/28 5:45:53 PM GMT+5:30	adityapawan50@gmail.com	Gadamsetty Aditya
2021/07/28 5:45:53 PM GMT+5:30	56jshweta@gmail.com	JHA SHWETA
2021/07/28 5:46:16 PM GMT+5:30	shrusonar@gmail.com	Shruti Sonar
2021/07/28 5:46:17 PM GMT+5:30	toothhelpangel@gmail.com	Dr Angela Edwin
2021/07/28 5:46:33 PM GMT+5:30	sumedhshelke5@gmail.com	Dr. Sumedh Shelke
2021/07/28 5:46:59 PM GMT+5:30	teresalkashirshe@gmail.com	TERESA SHIRSHE
2021/07/28 5:47:41 PM GMT+5:30	sabirakhan1998@gmail.com	Khan Sabira
2021/07/28 5:48:13 PM GMT+5:30	prashansa04@gmail.com	Dr prashansa londhe
2021/07/28 5:48:29 PM GMT+5:30	drmathanbds97@gmail.com	Mathan Kumar
2021/07/28 5:48:33 PM GMT+5:30	anshu.guptta09876@gmail.com	Dr.Anshu Gupta
2021/07/28 5:48:35 PM GMT+5:30	sumedhshelke5@gmail.com	SUMEDH KAILAS SHELKE
2021/07/28 5:48:46 PM GMT+5:30	akshim2@gmail.com	Akshim Rana

2021/07/28 5:49:00 PM GMT+5:30	amohitepatil4216@gmail.com	Dr. Ajinkya Angad Mohite
2021/07/28 5:49:07 PM GMT+5:30	gangani.3321@gmail.com	Gangani Mitul
2021/07/28 5:49:19 PM GMT+5:30	nunesnerissa2674@gmail.com	Nerissa roy nunes
2021/07/28 5:49:36 PM GMT+5:30	adityapawan50@gmail.com	Gadamsetty Aditya
2021/07/28 5:49:52 PM GMT+5:30	krupatil13.kp@gmail.com	Krupa Mahesh Patil
2021/07/28 5:49:59 PM GMT+5:30	kalyan.lad8@gmail.com	Kalyan Vaijanath Lad
2021/07/28 5:50:04 PM GMT+5:30	barve441@gmail.com	Barve Parikshit Avinash
2021/07/28 5:50:15 PM GMT+5:30	rvdoshi96@gmail.com	Dr. Riddhi Vineshkumar Doshi
2021/07/28 5:50:25 PM GMT+5:30	akshita.rathi26@gmail.com	Akshita Rathi
2021/07/28 5:50:57 PM GMT+5:30	drsunilmeraly@gmail.com	SUNIL M ERALY
2021/07/28 5:51:23 PM GMT+5:30	drvishalini30@gmail.com	Dr Vishalini A
2021/07/28 5:51:49 PM GMT+5:30	rahilshaikh148@gmail.com	Rahil Razil Shaikh
2021/07/28 5:51:50 PM GMT+5:30	john77daniel@gmail.com	John Jeffrey Daniel
2021/07/28 5:53:02 PM GMT+5:30	swapnikag94@vdc.edu.in	Dr. Swapnika Subramanyam Gudapati
2021/07/28 5:53:47 PM GMT+5:30	renukac.rc1994@gmail.com	Renuka Choudhary
2021/07/28 5:55:27 PM GMT+5:30	mineet_kaul@outlook.com	Dr. Mineet Kaul
2021/07/28 5:56:57 PM GMT+5:30	rpriyanka934@gmail.com	Dr.Priyanka R
2021/07/28 5:58:28 PM GMT+5:30	arpithacm2895@gmail.com	ARPITHA CM
2021/07/28 6:00:07 PM GMT+5:30	akshat16.sachdeva@gmail.com	Dr. Akshat Sachdeva
2021/07/28 6:00:48 PM GMT+5:30	bhavya11oct@rediffmail.com	Bhavya
2021/07/28 6:00:57 PM GMT+5:30	dr.aakankshachaudhary@yahoo.com	Aakanksha Chaudhary
2021/07/28 6:01:12 PM GMT+5:30	jinet.joseph31.jj@gmail.com	Dr. Jinet Joseph
2021/07/28 6:03:05 PM GMT+5:30	seemadar123@gmail.com	Dr. Seema Gulzar
2021/07/28 6:03:17 PM GMT+5:30	ashwinic1695@gmail.com	Ashwini Chavan
2021/07/28 6:03:43 PM GMT+5:30	tanvikadu54@gmail.com	Dr Tanvi Kadu

2021/07/28 6:03:48 PM GMT+5:30	ritu.sharma4@sharda.ac.in	Dr. RITU SHARMA
2021/07/28 6:05:43 PM GMT+5:30	jainithakkar178@gmail.com	Jaini Thakkar
2021/07/28 6:13:12 PM GMT+5:30	jyothi10mandava@yahoo.in	Jyothi Mandava
2021/07/28 6:13:40 PM GMT+5:30	neeelpatel2397@yahoo.in	Dr. Neel J Patel
2021/07/28 6:14:57 PM GMT+5:30	sneha.patil444@gmail.com	Sneha Ramakant Patil
2021/07/28 6:16:01 PM GMT+5:30	sneha.patil444@gmail.com	Sneha Ramakant Patil
2021/07/28 6:16:05 PM GMT+5:30	veerubpatil999@gmail.com	Veeramma Patil
2021/07/28 6:16:15 PM GMT+5:30	abolipatil114@gmail.com	Aboli Patil
2021/07/28 6:17:13 PM GMT+5:30	adit2950@gmail.com	Aditya sharma
2021/07/28 6:18:10 PM GMT+5:30	manasasokkam5354@gmail.com	Dr. Manasa Sokkam
2021/07/28 6:25:54 PM GMT+5:30	rakshinasiddiqui@gmail.com	Rakshina Siddiqui
2021/07/28 6:26:24 PM GMT+5:30	mani139088@gmail.com	Manisha Jaiswal
2021/07/28 6:37:43 PM GMT+5:30	janbandhu.prachi1995@gmail.com	Prachi Janbandhu
2021/07/28 6:40:11 PM GMT+5:30	Shujasultan@gmail.com	Dr. Shuja Sultan
2021/07/28 6:40:20 PM GMT+5:30	pooja.bhagat135@gmail.com	Dr Pooja Bhagat
2021/07/28 6:44:26 PM GMT+5:30	sivani.sangam@gmail.com	Sangam Sivani
2021/07/28 6:47:07 PM GMT+5:30	sonamssss0008@gmail.com	Sonam sharma
2021/07/28 6:49:11 PM GMT+5:30	kuriansincy97@gmail.com	Sincy
2021/07/28 6:50:59 PM GMT+5:30	raveenajohn@yahoo.in	Raveena P John
2021/07/28 6:51:58 PM GMT+5:30	dr.madhubalamore@gmail.com	Madhubala
2021/07/28 6:54:30 PM GMT+5:30	Rathiradhika071@gmail.com	Dr.Radhika Rathj
2021/07/28 6:57:57 PM GMT+5:30	kumpatlamadhavi@gmail.com	Madhavi .K
2021/07/28 6:58:44 PM GMT+5:30	rcpmenon01@gmail.com	REVATHY C P
2021/07/28 6:59:24 PM GMT+5:30	mrshirish.pawar@gmail.com	Dr. Shirish Pawar
2021/07/28 6:59:57 PM GMT+5:30	drsharmila93@gmail.com	Sharmila S

Rak
Sid

2021/07/28 7:00:30 PM GMT+5:30	saloni.rathi.739@gmail.com	Dr. Saloni Rathi
2021/07/28 7:19:03 PM GMT+5:30	devansheuoat@gmail.com	Dr Devansh Verma
2021/07/28 7:19:33 PM GMT+5:30	nihalam8@gmail.com	NIHALA MARIYAM
2021/07/28 7:20:33 PM GMT+5:30	dr.charlescs@gmail.com	CHARLES C S
2021/07/28 7:20:49 PM GMT+5:30	utkarshashelke09@gmail.com	Dr. Utkarsha R. Shelke
2021/07/28 7:21:42 PM GMT+5:30	devnasharma29@gmail.com	Devna Sharma
2021/07/28 7:22:09 PM GMT+5:30	shrutikagoel09@gmail.com	Shrutika Goel
2021/07/28 7:44:55 PM GMT+5:30	yogeshdamade.9@gmail.com	Yogesh Damade
2021/07/28 7:45:06 PM GMT+5:30	ashikmuruda@gmail.com	ASHIQUE M
2021/07/28 7:54:20 PM GMT+5:30	Niki.dsouza10@gmail.com	Nikitha Dsouza
2021/07/28 7:54:52 PM GMT+5:30	guruchavhan1993@gmail.com	DR GURUDEO CHAVHAN
2021/07/28 7:58:06 PM GMT+5:30	tannisharma1719@gmail.com	Dr Aayushi Sharma
2021/07/28 8:01:54 PM GMT+5:30	jetty.saidinesh@gmail.com	SAI DINESH JETTY
2021/07/28 8:02:36 PM GMT+5:30	nilimaborkar1977@gmail.com	Nilima Borkar
2021/07/28 8:07:11 PM GMT+5:30	nileshvaidya89@gmail.com	Dr. Nilesh R. Vaidya
2021/07/28 8:07:31 PM GMT+5:30	iyanaagarg94@gmail.com	Iyana Garg
2021/07/28 8:07:58 PM GMT+5:30	allwynsilence@gmail.com	Allwyn vincent t
2021/07/28 8:08:36 PM GMT+5:30	dutta2011@hotmail.com	Dr. Barnojjwal Dutta
2021/07/28 8:13:32 PM GMT+5:30	dr.monshe@gmail.com	Dr. Monika Shende
2021/07/28 8:14:38 PM GMT+5:30	dr.monshe@gmail.com	Dr. Monika Shende
2021/07/28 8:16:37 PM GMT+5:30	riyagugale00@gmail.com	Dr. Riya Gugale
2021/07/28 8:17:36 PM GMT+5:30	divya.bhagat56@gmail.com	Divya Bhagat
2021/07/28 8:17:45 PM GMT+5:30	drrashilalwani5@gmail.com	Dr.rashi lalwani
2021/07/28 8:18:21 PM GMT+5:30	chinnu1409@gmail.com	Dr Revathy M Nair
2021/07/28 8:20:16 PM GMT+5:30	vishwajeetausarmal@gmail.com	Vishwajeet Ausarmal

2021/07/28 8:26:26 PM GMT+5:30	drabhilashagugliani@gmail.com	Abhilasha Gugliani
2021/07/28 8:29:21 PM GMT+5:30	drvinyay5194@gmail.com	Vinay Tiwari
2021/07/28 8:33:05 PM GMT+5:30	pratikshete11@gmail.com	Pratik Pramod Shete
2021/07/28 8:33:42 PM GMT+5:30	pradnyanagmode2@gmail.com	Dr. Pradnya Nagmode
2021/07/28 8:35:21 PM GMT+5:30	ruchika_jain94@hotmail.com	Ruchika Jain
2021/07/28 8:38:35 PM GMT+5:30	revathiandhavarapu@gmail.com	Revathi
2021/07/28 8:59:49 PM GMT+5:30	Pasupunurishirisha181818@gmail.com	Pasupunuri Shirisha
2021/07/28 9:02:32 PM GMT+5:30	dr.santoshbjadhav@gmail.com	Dr.Santosh Jadhav
2021/07/28 9:04:20 PM GMT+5:30	aishisinha_mds20_23@its.edu.in	Aishi Sinha
2021/07/28 9:04:32 PM GMT+5:30	radhikagupta20.rag@gmail.com	Radhika Gupta
2021/07/28 9:10:32 PM GMT+5:30	ulkakanhe@gmail.com	Ulka kanhe
2021/07/28 9:10:44 PM GMT+5:30	akhilmudgal95@gmail.com	Akhil mudgal
2021/07/28 9:13:09 PM GMT+5:30	ulkakanhe@gmail.com	Ulka kanhe
2021/07/28 9:37:21 PM GMT+5:30	harpalvaghela88@gmail.com	Harpalsinh Mahaveersinh Vaghela
2021/07/28 9:51:18 PM GMT+5:30	endostar@gmail.com	Suyash Kulkarni SUSHMITA SUDARSHAN DESHPANDE
2021/07/28 9:58:07 PM GMT+5:30	sushmitadeshpande6@gmail.com	
2021/07/28 10:00:56 PM GMT+5:30	drshwetasingh0093@gmail.com	Dr shweta Singh
2021/07/28 10:09:17 PM GMT+5:30	vandanadhameja1587@gmail.com	Dr Vandana Dhameja Meghwani
2021/07/28 10:09:28 PM GMT+5:30	drpoojatarkase5@gmail.com	Dr. Pooja Tarkase
2021/07/28 10:18:51 PM GMT+5:30	pranoti36@gmail.com	Dr Pranoti Chinchansure
2021/07/28 10:48:39 PM GMT+5:30	nayanavincentvaipana@gmail.com	Nayana V Vaipana
2021/07/28 10:58:34 PM GMT+5:30	sharmikac250@gmail.com	Sharmika Babasaheb Chechare
2021/07/28 10:59:37 PM GMT+5:30	swalehashaikh968@gmail.com	Swaleha shaikh
2021/07/28 11:07:49 PM GMT+5:30	ishushinde30@gmail.com	Snehal somnath shinde
2021/07/28 11:08:41 PM GMT+5:30	abhinandvkm@gmail.com	Dr ABHINAND k

2021/07/28 11:13:19 PM GMT+5:30	jenishprmr1993@gmail.com	Jenish Parmar
2021/07/28 11:24:36 PM GMT+5:30	drharshal1601@gmail.com	Harshal Basatwar
2021/07/28 11:45:11 PM GMT+5:30	drswarneet4endo@gmail.com	Dr Swarneet Kakpure
2021/07/28 11:48:20 PM GMT+5:30	Bushraalmas29@gmail.com	Bushra Almas
2021/07/28 11:49:19 PM GMT+5:30	archana.srinivasan@rediffmail.com	Dr. Archana S
2021/07/29 12:14:56 AM GMT+5:30	prashantghargine74@gmail.com	Dr. Prashant Ghargine
2021/07/29 12:29:36 AM GMT+5:30	ojaswinipawar96@gmail.com	Dr. Ojaswini Prabhakar Pawar
2021/07/29 1:42:29 AM GMT+5:30	dr.abdullahkazi@gmail.com	Dr. Abdullah Zakaria Kazi
2021/07/29 5:40:04 AM GMT+5:30	pallavichede15@gmail.com	Pallavi Chede
2021/07/29 7:08:36 AM GMT+5:30	yashkumarshah1@gmail.com	Dr Yashkumar Shah
2021/07/29 7:12:33 AM GMT+5:30	huzdent@gmail.com	Dr Huzefa Bohari
2021/07/29 7:36:52 AM GMT+5:30	dr.nishi.j@gmail.com	Dr. Nishi Jayasheelan
2021/07/29 7:57:48 AM GMT+5:30	kadamrajlaxmi08@gmail.com	Rajlaxmi Kadam
2021/07/29 8:00:23 AM GMT+5:30	dr.choudharyjagdish@gmail.com	Dr. Jagdish Choudhary
2021/07/29 8:03:08 AM GMT+5:30	mangeshbjadhav76@gmail.com	Mangesh Jadhav
2021/07/29 8:03:22 AM GMT+5:30	drmagar@rediffmail.com	Dr Swaroopkumar M Magar
2021/07/29 8:05:28 AM GMT+5:30	rupali5177@gmail.com	Dr.Rupali S Magar
2021/07/29 8:19:04 AM GMT+5:30	shekhar_alle@yahoo.com	Dr.Chandrashekhar K Alle
2021/07/29 8:28:36 AM GMT+5:30	vishwajaya@gmail.com	Dr.JayalakshminK.B
2021/07/29 8:30:29 AM GMT+5:30	gaurisanwatsarkar0504@gmail.com	Dr. Gauri Sanwatsarkar
2021/07/29 8:31:37 AM GMT+5:30	anjanadas21291@gmail.com	Dr Anjana Das C
2021/07/29 8:41:04 AM GMT+5:30	simarkaur559.sk85@gmail.com	Simar Kaur Manocha
2021/07/29 8:54:33 AM GMT+5:30	naumaanmujawar@yahoo.com	Mohammed Naumaan A Mujawar
2021/07/29 8:57:37 AM GMT+5:30	snehaade9284@gmail.com	Dr.sneha ade
2021/07/29 9:19:12 AM GMT+5:30	drakshayvanand@gmail.com	Dr Akshay v anand

2021/07/29 9:34:31 AM GMT+5:30	rutujaj36@gmail.com	Rutuja Shivpurkar
2021/07/29 9:42:26 AM GMT+5:30	shubham.godge.sg@gmail.com	Shubham
2021/07/29 9:52:53 AM GMT+5:30	ashish.hedgire@gmail.com	Dr. Ashish Anil Hedgire
2021/07/29 9:53:38 AM GMT+5:30	arnavganbote123@gmail.com	Arnav Ganbote
2021/07/29 9:55:32 AM GMT+5:30	sanketbhoj24@gmail.com	Sanket Bhoj
2021/07/29 9:55:37 AM GMT+5:30	dhootrohit2@gmail.com	Dr. Rohit Dhoot
2021/07/29 9:58:38 AM GMT+5:30	gaikwadpooja4000@gmail.com	Dr Pooja Gaikwad
2021/07/29 9:58:39 AM GMT+5:30	drsnehalpalwe@gmail.com	Snehal Haribhau Palwe
2021/07/29 10:04:00 AM GMT+5:30	pritikendre9@gmail.com	Dr. Priti kendre
2021/07/29 10:13:04 AM GMT+5:30	shreyama95@gmail.com	M A Shreya
2021/07/29 10:38:23 AM GMT+5:30	drsumaiyawaheed@gmail.com	SUMAIYA WAHEED
2021/07/29 10:45:07 AM GMT+5:30	toshniwalonkar@gmail.com	Onkar Toshniwal
2021/07/29 10:47:55 AM GMT+5:30	ptmantri@gmail.com	Piyush Mantri
2021/07/29 10:48:19 AM GMT+5:30	aishwaryapatil1904@gmail.com	Aishwarya Ramkishanrao Bhalerao
2021/07/29 10:50:21 AM GMT+5:30	jadhavswaraj100@gmail.com	Swaraj Shivaji Jadhav
2021/07/29 11:10:06 AM GMT+5:30	rahul13.patil@gmail.com	Rahul Patil
2021/07/29 11:13:20 AM GMT+5:30	sumeetsharma14@gmail.com	Sumeet sharma
2021/07/29 11:29:27 AM GMT+5:30	mamendo2017@gmail.com	Anuradha Mukherjee
2021/07/29 11:34:01 AM GMT+5:30	pushpayadav181196@gmail.com	Pushpa Yadav
2021/07/29 11:36:11 AM GMT+5:30	kaleanita1@gmail.com	Dr Anita Kale
2021/07/29 11:49:19 AM GMT+5:30	sharvari2698@gmail.com	Sharvari Sanjay Kulkarni
2021/07/29 12:57:57 PM GMT+5:30	shivanivibhute2@gmail.com	Shivani vibhute
2021/07/29 1:18:37 PM GMT+5:30	shwetatyagi368@gmail.com	Shweta tyagi
2021/07/29 1:19:04 PM GMT+5:30	maheshwary0211@gmail.com	Kamble Maheshwary Mahavir
2021/07/29 1:21:58 PM GMT+5:30	aishwaryahude4444@gmail.com	Aishwarya Hude

2021/07/29 1:21:59 PM GMT+5:30	drarvindendo@gmail.com	Dr Arvind Jain
2021/07/29 2:34:39 PM GMT+5:30	aoldentist@gmail.com	Dr. Sameer Zope
2021/07/29 2:36:54 PM GMT+5:30	champaendo_28@yahoo.co.in	Dr. Champa
2021/07/29 2:36:57 PM GMT+5:30	jyothirajendra25@gmail.com	Dr.Jyothi.R
2021/07/29 2:37:41 PM GMT+5:30	sruthipoornima92@gmail.com	SRUTHI POORNIMA
2021/07/29 2:40:08 PM GMT+5:30	sanjaythete59@gmail.com	Dr.Sanjay Gangadhar Thete
2021/07/29 3:05:15 PM GMT+5:30	SABOOVAISHNAVI.11@GMAIL.COM	VAISHNAVI SABOO
2021/07/29 3:26:06 PM GMT+5:30	dramitmajethia@hotmail.com	Amit Majethia
2021/07/29 3:30:46 PM GMT+5:30	dr.chaitanyakhanapure@gmail.com	Chaitanya Khanapure
2021/07/29 3:36:04 PM GMT+5:30	mahima702002@yahoo.co.in	Dr. Mahima
2021/07/29 3:40:39 PM GMT+5:30	avineshpanwar@gmail.com	Dr. Avinesh kumar
2021/07/29 3:42:02 PM GMT+5:30	sumita1572@gmail.com	Sumita Bhagwat
2021/07/29 3:52:43 PM GMT+5:30	drakjain5@gmail.com	Ashish Jain
2021/07/29 3:55:34 PM GMT+5:30	drveenapai@gmail.com	Veena suresh Pai
2021/07/29 3:57:09 PM GMT+5:30	drpurnil@mpdentalcollege.edu.in	Purnil Shah
2021/07/29 4:04:19 PM GMT+5:30	drcmk15@yahoo.co.in	Meenakumari. C
2021/07/29 4:08:27 PM GMT+5:30	vineetdent@yahoo.co.in	Vineet Suresh Agrawal
2021/07/29 4:10:04 PM GMT+5:30	mrinali.ramnik@gmail.com	Mrinali Chaddha
2021/07/29 4:10:09 PM GMT+5:30	mandviwaladilshad@gmail.com	Dr Dilshad Mandviwala
2021/07/29 4:12:28 PM GMT+5:30	kswapnakumari76@gmail.com	Dr. K Swapna kumari
2021/07/29 4:13:10 PM GMT+5:30	pallavpatni@yahoo.com	Dr.Pallav Patni
2021/07/29 4:28:52 PM GMT+5:30	gurudutt_nayak@hotmail.com	Dr. Gurudutt Nayak
2021/07/29 4:33:30 PM GMT+5:30	rohinikarad05@gmail.com	Dr Rohini Ramesh Karad
2021/07/29 4:35:53 PM GMT+5:30	pgalkar70@gmail.com	Prathamesh Sunil Galkar
2021/07/29 4:38:37 PM GMT+5:30	avinashbirajdar1993@gmail.com	Avinash Birajdar

2021/07/29 4:41:41 PM GMT+5:30	drmaneeshad1982@gmail.com	Dr Maneesha Das
2021/07/29 4:52:02 PM GMT+5:30	drmithilesh.singh27@gmail.com	Mithilesh Kumar Singh
2021/07/29 4:53:09 PM GMT+5:30	drtyagis@gmail.com	Sanjeev Tyagi
2021/07/29 4:56:17 PM GMT+5:30	drdipakvaghamsi@gmail.com	Dr Dipak Vaghamsi
2021/07/29 4:58:46 PM GMT+5:30	jtgupte@gmail.com	Jaiti Milind Gupte
2021/07/29 4:59:34 PM GMT+5:30	Prabhakar2667@Gmail.com	Dr. V. Prabhakar
2021/07/29 5:18:36 PM GMT+5:30	ambalavanan@srdch.ac.in	Ambalavanan
2021/07/29 5:23:41 PM GMT+5:30	agarwalparinita@yahoo.co.in	Parinita Agarwal
2021/07/29 5:41:09 PM GMT+5:30	hemharsh18@gmail.com	Dr. Hemal Patel
2021/07/29 5:47:19 PM GMT+5:30	vijaya.bhatt16@gmail.com	Dr Vijaya Dhar Bhatt
2021/07/29 5:52:51 PM GMT+5:30	abhi.1292@gmail.com	Abhishek Jagtap
2021/07/29 5:58:35 PM GMT+5:30	primap66@gmail.com	Dr. PrimaPrakash
2021/07/29 5:59:44 PM GMT+5:30	drsayali2018@gmail.com	Sayali Kamat
2021/07/29 6:01:02 PM GMT+5:30	diviaha000@gmail.com	Divisha jain
2021/07/29 6:03:54 PM GMT+5:30	divisha000@gmail.com	Divisha jain
2021/07/29 6:08:35 PM GMT+5:30	atheenakrishhh@gmail.com	Atheena Krishnan
2021/07/29 6:18:47 PM GMT+5:30	laharikaje@gmail.com	Lahari K
2021/07/29 6:35:42 PM GMT+5:30	vinyme92@gmail.com	VINEETHA C.S
2021/07/29 6:40:40 PM GMT+5:30	harkamalk9@gmail.com	Dr. Harkamal Kaur
2021/07/29 6:51:59 PM GMT+5:30	dr.vinutham@jdsuni.edu.in	Vinutha Manjunath
2021/07/29 7:01:23 PM GMT+5:30	faustina.neeta@gmail.com	Neeta Doss M
2021/07/29 7:09:50 PM GMT+5:30	drabhaykamra@gmail.com	Abhay Kamra
2021/07/29 7:13:03 PM GMT+5:30	nimishaannvarghese98@gmail.com	Nimisha Ann Varghese
2021/07/29 7:19:05 PM GMT+5:30	sidharth.336699@gmail.com	Sidharth Sivakumar
2021/07/29 7:24:58 PM GMT+5:30	drashmisharma23@gmail.com	Dr Rashmi Misra

2021/07/29 7:30:08 PM GMT+5:30	akhil.muppi@gmail.com	Akhil Mupparaju
2021/07/29 7:32:12 PM GMT+5:30	jahnnavijavvadi.95@gmail.com	Dr. JAHNAVI JAVVADI
2021/07/29 7:35:22 PM GMT+5:30	neha.kulkarni41107@gmail.com	Neha
2021/07/29 7:42:41 PM GMT+5:30	nandhiniss107@gmail.com	Dr.Nandhini.S
2021/07/29 7:43:36 PM GMT+5:30	varshisoni@gmail.com	Dr. Varshika Soni
2021/07/29 7:50:33 PM GMT+5:30	rhardik24@yahoo.com	Dr Hardik Rana
2021/07/29 8:01:20 PM GMT+5:30	milirohra55@yahoo.com	Dr Mili Rohra
2021/07/29 8:01:27 PM GMT+5:30	shethmaulee@gmail.com	Dr. Maulee Sheth
2021/07/29 8:09:09 PM GMT+5:30	vrushtir2020@mpdentalcollege.edu.in	Dr. Vrushti Ramanuj
2021/07/29 8:09:29 PM GMT+5:30	rajanimagar007@gmail.com	Rajani Magar
2021/07/29 8:10:52 PM GMT+5:30	magarutuja129@gmail.com	Rutuja magar
2021/07/29 8:23:20 PM GMT+5:30	drsonalikapoor@mpdentalcollege.edu.in	Dr sonali Kapoor
2021/07/29 8:32:38 PM GMT+5:30	drruchikadewan@gmail.com	Dr. Ruchika Gupta Dewan
2021/07/29 8:33:47 PM GMT+5:30	prajyolitkharat2212@gmail.com	Prajwalit kharat
2021/07/29 8:36:22 PM GMT+5:30	rohitraut147@gmail.com	Rohit Raut
2021/07/29 8:37:08 PM GMT+5:30	drabhaykamra@gmail.com	Abhay Kamra
2021/07/29 8:48:01 PM GMT+5:30	kavinadesai10@gmail.com	Kavina Desai
2021/07/29 8:53:21 PM GMT+5:30	drreenaingole@gmail.com	Dr Reena Bagde
2021/07/29 8:58:12 PM GMT+5:30	drsanvikpunia@gmail.com	Sandhya Kapoor Punia
2021/07/29 9:12:15 PM GMT+5:30	mehta.deepesh1994@gmail.com	Dr. Deepesh Mehta
2021/07/29 9:13:16 PM GMT+5:30	karadmayuri123@gmail.com	Dr. Mayuri Karad
2021/07/29 9:14:07 PM GMT+5:30	yogitamahadik09@gmail.com	Dr Yogita Ganesh Mahadik
2021/07/29 9:15:08 PM GMT+5:30	drmehakbatra@gmail.com	MEHAK BATRA
2021/07/29 9:15:18 PM GMT+5:30	kritikabordia@gmail.com	Kritika
2021/07/29 9:17:07 PM GMT+5:30	yogitamahadik09@gmail.com	Dr. Yogita Ganesh Mahadik

2021/07/29 9:25:38 PM GMT+5:30	poojaparakh1994@gmail.com	Pooja prashant parakh
2021/07/29 9:25:49 PM GMT+5:30	ruchi92bha@gmail.com	Ruchira Kishor Bhamare
2021/07/29 9:30:32 PM GMT+5:30	haaneeusta@gmail.com	Dr. Haanee Usta
2021/07/29 9:35:25 PM GMT+5:30	sayalivm@gmail.com	DrSayali Vasant Mandekar
2021/07/29 9:38:06 PM GMT+5:30	rutikabhangde@gmail.com	Dr.Rutika Mantri
2021/07/29 9:38:22 PM GMT+5:30	Cherril.jain03@gmail.com	Cherril Jain
2021/07/29 9:47:12 PM GMT+5:30	drkesha.vasavada@gmail.com	Kesha Vasavada
2021/07/29 9:58:02 PM GMT+5:30	nktagyl1995@gmail.com	Nikita Goyal
2021/07/29 9:58:09 PM GMT+5:30	radhikagoyal1406@gmail.com	Radhika Goyal
2021/07/29 9:58:48 PM GMT+5:30	pandeyvp143@gmail.com	Vikas Pandey
2021/07/29 10:01:56 PM GMT+5:30	setukatyal94jk@gmail.com	Dr Setu Katyal
2021/07/29 10:04:16 PM GMT+5:30	poonambogra@yahoo.in	Poonam Bogra
2021/07/29 10:04:21 PM GMT+5:30	Hemantarora988@gmail.com	Hemant Arora
2021/07/29 10:04:22 PM GMT+5:30	sohani_m@yahoo.com	Dr Sohani Maroli
2021/07/29 10:11:54 PM GMT+5:30	kanth.hina@gmail.com	Hina Kanth
2021/07/29 10:27:25 PM GMT+5:30	mahi.singh.5688@gmail.com	Mahi Singh
2021/07/29 10:28:16 PM GMT+5:30	atulkrishnan878@gmail.com	Atul Krishnan
2021/07/29 10:42:42 PM GMT+5:30	www.madhusinghdr6@gmail.com	Dr. Madhu Singh
2021/07/29 10:44:44 PM GMT+5:30	arora.ankit24@gmail.com	Ankit Arora
2021/07/29 11:21:50 PM GMT+5:30	vinayakkulkar@gmail.com	Vinayak
2021/07/30 12:11:56 AM GMT+5:30	pooja.atigre14@gmail.com	Dr. Pooja Atigre
2021/07/30 12:32:08 AM GMT+5:30	vivekvadera95@gmail.com	Dr. VADERA VIVEK
2021/07/30 12:44:35 AM GMT+5:30	mansibehl95@gmail.com	Mansi Behl
2021/07/30 7:36:51 AM GMT+5:30	omkardarade13@gmail.com	Dr Omkar Darade
2021/07/30 8:02:25 AM GMT+5:30	reddy_tilak@yahoo.com	Tilak Reddy Thupalli

968

939

2021/07/30 8:13:38 AM GMT+5:30	talwarvedika@gmail.com	Vedika
2021/07/30 10:23:52 AM GMT+5:30	drsanketpandey@gmail.com	Dr. Sanket Hans Pandey
2021/07/30 10:37:30 AM GMT+5:30	rupalibalpande@gmail.com	RUPALI DILIP BALPANDE
2021/07/30 10:48:46 AM GMT+5:30	chetan.cjc@gmail.com	Dr Chetan Chaware
2021/07/30 11:26:41 AM GMT+5:30	tarwani.mehak@gmail.com	mehak tarwani
2021/07/30 11:47:56 AM GMT+5:30	ankitaagrawal92449@gmail.com	Ankita Anilkumar Agrawal
2021/07/30 12:19:59 PM GMT+5:30	drsureshkangane@rediffmail.com	Dr Suresh Kangane
2021/07/30 1:27:01 PM GMT+5:30	vedavathihemanth@gmail.com	Vedavathi.B
2021/07/30 1:28:05 PM GMT+5:30	drmaheshbilpatte@gmail.com	Mahesh Somwanshi
2021/07/30 1:29:37 PM GMT+5:30	drmaheshbilpatte@gmail.com	Jayshree somwanshi
2021/07/30 1:32:44 PM GMT+5:30	drramchandrakabir@yahoo.com	Dr. Ramchandra Kabir
2021/07/30 1:33:29 PM GMT+5:30	akshaykhase68@gmail.com	Dr. Akshay Khase
2021/07/30 1:34:48 PM GMT+5:30	revtee1800@gmail.com	Dr Revtee Birajdar
2021/07/30 1:35:03 PM GMT+5:30	badeshital40@gmail.com	Shital Suresh Bade
2021/07/30 1:35:46 PM GMT+5:30	rubikataki@ymail.com	Prof.(Dr) Rubi Kataki
2021/07/30 1:41:03 PM GMT+5:30	laturiyashilpa@gmail.com	Dr shilpa laturiya
2021/07/30 1:41:38 PM GMT+5:30	drssmetgud@gmail.com	Sandeep Metgud
2021/07/30 1:42:41 PM GMT+5:30	ajitshinde8812@gmail.com	Dr. Ajitkumar Angadrao Shinde
2021/07/30 1:43:31 PM GMT+5:30	ruchirathi105@gmail.com	Ruchi Rathi
2021/07/30 1:44:49 PM GMT+5:30	drssmetgud@rediffmail.com	Sandeep Metgud
2021/07/30 1:47:05 PM GMT+5:30	post4vaishali13@gmail.com	DR.Vaishali wankhede
2021/07/30 1:47:23 PM GMT+5:30	sharyup1996@gmail.com	Sharyu
2021/07/30 1:49:57 PM GMT+5:30	madhurikhatod21@gmail.com	Madhuri khatod
2021/07/30 1:51:38 PM GMT+5:30	sharyup1996@gmail.com	Sharyu patil
2021/07/30 1:53:01 PM GMT+5:30	skhonde072@gmail.com	Sujeet khonde

2021/07/30 1:55:24 PM GMT+5:30	sachindeshmukh9450@gmail.com	Sachin more
2021/07/30 1:56:29 PM GMT+5:30	muskanek@gmail.com	Muskan kalala
2021/07/30 2:16:37 PM GMT+5:30	drmadhuriagrawal03@gmail.com	Madhuri Agrawal
2021/07/30 2:17:11 PM GMT+5:30	dr.maheshkande@gmail.com	Sachin Kande
2021/07/30 2:21:39 PM GMT+5:30	jenish.jp24@gmail.com	BAROCHIA JENISH
2021/07/30 2:25:03 PM GMT+5:30	kherkinjalb@gmail.com	kinjal kher
2021/07/30 2:35:47 PM GMT+5:30	akshaygelda@gmail.com	Akshay Gelda
2021/07/30 2:42:06 PM GMT+5:30	khushalirunwal06@gmail.com	Dr.Khushali Bora
2021/07/30 2:53:54 PM GMT+5:30	anuja.hakkepatil@gmail.com	DR. ANUJA P HAKKEPATIL
2021/07/30 3:00:42 PM GMT+5:30	shouvik.dr@gmail.com	Shouvik Mandal
2021/07/30 3:03:28 PM GMT+5:30	tellawarshilpa@gmail.com	Dr. Shilpa Ranjan Inmulwar
2021/07/30 3:05:51 PM GMT+5:30	adityakshinde@gmail.com	Dr. Aditya Shinde
2021/07/30 3:07:24 PM GMT+5:30	endorthoanuli16@gmail.com	Deepti
2021/07/30 3:07:54 PM GMT+5:30	dr.kshitija13@gmail.com	Dr. Kshitija Jagdale
2021/07/30 3:07:57 PM GMT+5:30	joshivaishnavij12345@gmail.com	Dr Vaishnavi Joshi
2021/07/30 3:14:02 PM GMT+5:30	drpavana@gmail.com	Pavana Kamath
2021/07/30 3:20:18 PM GMT+5:30	archana.satpute5@gmail.com	Dr Archana Bhaskar Satpute
2021/07/30 3:21:26 PM GMT+5:30	at9765646325@gmail.com	Dr Atul Madavi
2021/07/30 3:23:50 PM GMT+5:30	manjushagandhi@gmail.com	Dr Manjusha Pradeep Gandhi
2021/07/30 3:24:53 PM GMT+5:30	drashwinjain@gmail.com	Dr Ashwin Jain
2021/07/30 3:32:46 PM GMT+5:30	pallavichede15@gmail.com	Pallavi Chede
2021/07/30 3:33:34 PM GMT+5:30	dr.alkasherkhane@gmail.com	Alka Sherkhane
2021/07/30 3:36:51 PM GMT+5:30	drtri17@gmail.com	Dr Anand Trivedi
2021/07/30 3:39:35 PM GMT+5:30	truptigaikwadadv15@gmail.com	Dr. Trupti
2021/07/30 3:47:17 PM GMT+5:30	siddhijagtap26@gmail.com	Dr. Siddhi Jagtap

2021/07/30 3:48:43 PM GMT+5:30	gidhwanishreeram@gmail.com	Shreeram
2021/07/30 3:50:49 PM GMT+5:30	akankshagujarathi@gmail.com	Dr Akanksha Gujarathi
2021/07/30 3:52:59 PM GMT+5:30	drabhijitgambhir@gmail.com	Dr. Abhijit S. Gambhir
2021/07/30 4:00:54 PM GMT+5:30	sonawane.aishwarya5@gmail.com	Aishwarya Sonawane
2021/07/30 4:01:19 PM GMT+5:30	ankeetasingh48@gmail.com	Dr. ANKEETA
2021/07/30 4:08:21 PM GMT+5:30	drpoojanahata14@gmail.com	Pooja mutha
2021/07/30 4:16:08 PM GMT+5:30	vaishnavichandak9@gmail.com	Vaishnavi Chandak
2021/07/30 4:18:47 PM GMT+5:30	patishashi@gmail.com	Shashi Patil
2021/07/30 4:24:50 PM GMT+5:30	sraut1011@gmail.com	Swati Raut
2021/07/30 4:24:56 PM GMT+5:30	drsweetylohani@gmail.com	Sweety kumari
2021/07/30 4:39:11 PM GMT+5:30	drpranavdungarwal@gmail.com	Dr. Pranav Prakash Dungarwal
2021/07/30 4:41:10 PM GMT+5:30	mayurlanje6867@gmail.com	Mayur Lanje
2021/07/30 4:47:45 PM GMT+5:30	supriyavyavahare6@gmail.com	Dr Supriya Vyavahare
2021/07/30 4:47:54 PM GMT+5:30	sonia5.merchant@gmail.com	Dr Sonia Merchant
2021/07/30 5:03:22 PM GMT+5:30	drmetriraghu@gmail.com	Dr Raghavendra Metri
2021/07/30 5:03:26 PM GMT+5:30	sandeep.fere@gmail.com	Sandeep Suresh Fere
2021/07/30 5:22:20 PM GMT+5:30	arpitasarode910@gmail.com	Dr.Arpita Annasaheb sarode
2021/07/30 5:54:02 PM GMT+5:30	asawarilawande@gmail.com	Dr Asawari Lawande
2021/07/30 6:02:52 PM GMT+5:30	snehapatil305@gmail.com	Sneha
2021/07/30 6:07:10 PM GMT+5:30	cnishtha15@gmail.com	Dr. Nishtha chauhan
2021/07/30 6:08:31 PM GMT+5:30	drhussainmookhtiar93@gmail.com	Hussain Mookhtiar
2021/07/30 6:23:17 PM GMT+5:30	aakriti_raj@yahoo.co.in	Dr. Aakriti Raj
2021/07/30 6:39:30 PM GMT+5:30	drbasu.alivia@gmail.com	Alivia Basu
2021/07/30 6:49:00 PM GMT+5:30	prateek.215@gmail.com	Dr Prateek Prabhudesai
2021/07/30 6:56:59 PM GMT+5:30	varshisoni@gmail.com	Dr. Varshika Soni

2021/07/30 7:18:43 PM GMT+5:30	muditamanaktala@gmail.com	Mudita Manaktala
2021/07/30 7:22:48 PM GMT+5:30	poojabshelke1@gmail.com	Dr Pooja Balaji Shelke
2021/07/30 7:34:50 PM GMT+5:30	dr.ashwija@gmail.com	Dr. Ashwija Shetty
2021/07/30 7:36:22 PM GMT+5:30	juhidholani95@gmail.com	Dr. Juhi Dholani
2021/07/30 7:55:42 PM GMT+5:30	mayurlanje6867@gmail.com	Mayur Lanje
2021/07/30 7:58:27 PM GMT+5:30	ishikagarg_mds19_22@its.edu.in	Ishika Garg
2021/07/30 8:17:45 PM GMT+5:30	ps911946829@gmail.com	Priyanka sangle
2021/07/30 8:29:04 PM GMT+5:30	laxmimpooja@gmail.com	Dr Pooja K P
2021/07/30 8:41:35 PM GMT+5:30	drkrishnabiyani@gmail.com	Dr. Krishna Biyani
2021/07/30 8:44:03 PM GMT+5:30	riyasonawane13@gmail.com	Riya Chandrakant Sonawane
2021/07/30 8:48:00 PM GMT+5:30	roshnee.bhattacharya@gmail.com	Roshnee Bhattacharya
2021/07/30 9:21:39 PM GMT+5:30	shruti.bhat95@gmail.com	Shruti bhat
2021/07/30 9:29:54 PM GMT+5:30	harpreetkaur2939@gmail.com	Harpreet Kaur
2021/07/30 9:58:44 PM GMT+5:30	abhinav.misuriya@gmail.com	Abhinav Misuriya
2021/07/30 10:06:02 PM GMT+5:30	yt.gadhe11@gmail.com	Dr Yukta Gadhe
2021/07/30 10:40:38 PM GMT+5:30	kuriansincy97@gmail.com	Sincy kurian
2021/07/30 10:52:29 PM GMT+5:30	chaitalikhade1510@gmail.com	Dr. Chaitali Bhimrao khade
2021/07/30 10:56:10 PM GMT+5:30	drnirmalgujarathi@gmail.com	Nirmal Gujarathi
2021/07/31 12:09:27 AM GMT+5:30	drvedipagdimal@gmail.com	Vedika Pagdimal
2021/07/31 12:37:36 AM GMT+5:30	kalpanabarule@gmail.com	Dr kalpana Barure
2021/07/31 12:39:38 AM GMT+5:30	ashchamp21@gmail.com	Dr. Ashwini Khatod
2021/07/31 2:18:05 AM GMT+5:30	dr.poojagupta14@gmail.com	Pooja Gupta i
2021/07/31 6:05:54 AM GMT+5:30	anita.tandale@gmail.com	Dr.Anita Tandale
2021/07/31 7:42:24 AM GMT+5:30	drkpdental@yahoo.co.in	Krishna Prasad L
2021/07/31 8:25:23 AM GMT+5:30	hbkarpe19@gmail.com	Hrishikeh B Karpe

940

2021/07/31 9:23:19 AM GMT+5:30	shriyaver96@gmail.com	Shriya Verma
2021/07/31 9:24:30 AM GMT+5:30	a2zdentalscares@gmail.com	Dr. Jasmeen zahir Hussain shaikh
2021/07/31 9:38:36 AM GMT+5:30	jagrutibirajdar@gmail.com	Jagruiti Vaijanath Birajdar
2021/07/31 10:02:37 AM GMT+5:30	shital123wagh@gmail.com	Dr. Shital B. Wagh
2021/07/31 10:29:54 AM GMT+5:30	amitgurme@gmail.com	Amit Gurme
2021/07/31 10:30:35 AM GMT+5:30	nnborkar1997@gmail.com	Nilesh Borkar
2021/07/31 12:07:01 PM GMT+5:30	rohitudrik30@gmail.com	Rohit Sudrik
2021/07/31 12:31:40 PM GMT+5:30	teju.ahiwale@gmail.com	Dr. Tejashri Rohit Sudrik
2021/07/31 12:57:16 PM GMT+5:30	poojasanjay555@gmail.com	Pooja Rajule
2021/07/31 1:34:02 PM GMT+5:30	jnupur05@gmail.com	Dr Nupur Jhavar Gagrani
2021/07/31 1:50:16 PM GMT+5:30	dr.nishi.j@gmail.com	Dr. Nishi Jayasheelan
2021/07/31 2:06:51 PM GMT+5:30	pokalwarrohit24@gmail.com	Rohit Pokalwar
2021/07/31 2:17:50 PM GMT+5:30	rajanimagar007@gmail.com	Rajani Magar
2021/07/31 2:26:43 PM GMT+5:30	chevaleshreyash@gmail.com	Shreyash Satish Chevale
2021/07/31 2:31:33 PM GMT+5:30	jainpriti337@gmail.com	Dr pritisha jain
2021/07/31 2:32:22 PM GMT+5:30	janhviparekhjp@gmail.com	Janhvi Parekh
2021/07/31 2:41:28 PM GMT+5:30	shyammalode2016@gmail.com	shyam malode
2021/07/31 2:49:14 PM GMT+5:30	sandybombbambale@gmail.com	Dr Sandip Bambale
2021/07/31 3:04:50 PM GMT+5:30	surelee.95@gmail.com	Dr. Surelee Chavan
2021/07/31 3:15:48 PM GMT+5:30	pallavip4135@gmail.com	Pallavi Patil
2021/07/31 5:00:32 PM GMT+5:30	drashwinimetri@gmail.com	Dr. Ashwini Biradar
2021/07/31 5:02:04 PM GMT+5:30	drashwinimetri@gmail.com	Dr. Ashwini Biradar
2021/07/31 5:24:05 PM GMT+5:30	niyatimulgaonkar@gmail.com	Dr.Niyati Mulgaonkar
2021/07/31 5:32:11 PM GMT+5:30	saloni.rathi.739@gmail.com	Dr. Saloni Rathi
2021/07/31 5:49:45 PM GMT+5:30	gajananpatwari6@gmail.com	Gajanan Patwari

2021/07/31 6:36:10 PM GMT+5:30	ombaghele@gmail.com	Omkumar Baghele
2021/07/31 6:41:45 PM GMT+5:30	anujamaniarp5m@gmail.com	Dr Anuja Maniyar
2021/07/31 7:21:31 PM GMT+5:30	aishpawar96@gmail.com	Dr. Aishwarya Pawar
2021/07/31 8:03:40 PM GMT+5:30	mathanusha18@gmail.com	Dr. Anusha Math
2021/07/31 8:04:15 PM GMT+5:30	mathanusha18@gmail.com	Dr. Anusha Math
2021/07/31 9:01:17 PM GMT+5:30	priyamishra1994m@gmail.com	Priya mishra
2021/07/31 9:10:31 PM GMT+5:30	drshitalnb@gmail.com	Dr Shital Nagime
2021/07/31 9:20:35 PM GMT+5:30	priyamishra1994m@gmail.com	Priya mishra
2021/07/31 9:20:58 PM GMT+5:30	ruturajnekar@gmail.com	Rutuja Rajnekar
2021/07/31 9:26:14 PM GMT+5:30	sarangsneha5@gmail.com	Sneha sarang
2021/07/31 9:49:35 PM GMT+5:30	dr.ashishpatil551@gmail.com	Dr Ashishkumar kishor Patil
2021/07/31 9:52:30 PM GMT+5:30	sskamble2014@gmail.com	suresh kamble
2021/07/31 9:53:03 PM GMT+5:30	dr.sarikapatil551@gmail.com	Sarika Kolpe
2021/07/31 9:55:28 PM GMT+5:30	dr.sarikapatil551@gmail.com	Dr.Sarika Kolpe
2021/07/31 10:09:54 PM GMT+5:30	sksperio@gmail.com	Dr surinder sachdeva
2021/07/31 10:17:06 PM GMT+5:30	nikita.shelke203@gmail.com	Nikita Sanjay Shelke
2021/07/31 10:19:20 PM GMT+5:30	nikita.shelke203@gmail.com	Nikita Sanjay Shelke
2021/07/31 10:32:12 PM GMT+5:30	adityashendurse1997@gmail.com	Aditya Shendurse
2021/08/01 12:24:51 AM GMT+5:30	priyanka.eliteforever@gmail.com	Priyanka Kombade
2021/08/01 12:38:22 AM GMT+5:30	studentgauri92@gmail.com	Gauri Nayak
2021/08/01 12:57:54 AM GMT+5:30	ahersamidha@gmail.com	Dr samidha aher
2021/08/01 1:13:11 AM GMT+5:30	piyushraul17@gmail.com	Piyush Raul
2021/08/01 7:32:58 AM GMT+5:30	drsomnathgitte@gmail.com	Somnath Vaijanath Gitte
2021/08/01 7:34:50 AM GMT+5:30	drsomnathgitte@gmail.com	Somnath Vaijanath Gitte
2021/08/01 7:37:41 AM GMT+5:30	drsomnathgitte@gmail.com	Somnath Vaijanath Gitte

2021/08/01 8:07:43 AM GMT+5:30	praveen_badwaik@yahoo.co.in	Dr Praveen Badwaik
2021/08/01 8:16:51 AM GMT+5:30	snehalgosavi0@gmail.com	Snehal Mahadev Gosavi
2021/08/01 8:56:13 AM GMT+5:30	divyagaitonde6@gmail.com	Divya Gaitonde
2021/08/01 8:57:28 AM GMT+5:30	gawaiamita9@gmail.com	Dr Amita S. Ghewande
2021/08/01 9:02:21 AM GMT+5:30	Priyankargitte@gmail.com	Dr. Priyanka R. Gitte
2021/08/01 9:15:11 AM GMT+5:30	vaishnavi24d@gmail.com	Dr. Vaishnavi Dhok
2021/08/01 9:35:25 AM GMT+5:30	vandanasuramwad6@gmail.com	Dr.Vandana Suramwad
2021/08/01 9:39:51 AM GMT+5:30	shubhamkassa1@gmail.com	Dr Shubham Kassa
2021/08/01 9:51:42 AM GMT+5:30	nehaasole90@gmail.com	Dr.Neha Asole
2021/08/01 9:57:49 AM GMT+5:30	dr.abhaymunde@gmail.com	Dr. Abhay Sugriv Munde
2021/08/01 9:57:51 AM GMT+5:30	karishma.patil26@gmail.com	Dr. Karishma P. Patil
2021/08/01 10:10:52 AM GMT+5:30	shriramkendre47@gmail.com	Dr. Shriram Suresh Kendre
2021/08/01 10:15:12 AM GMT+5:30	dhanashribawa01@gmail.com	Dhanashri Bawa
2021/08/01 10:21:24 AM GMT+5:30	vivekkendre2233@gmail.com	VIVEK SURESH KENDRE
2021/08/01 10:40:45 AM GMT+5:30	harshahirani94@gmail.com	Harsha Hirani
2021/08/01 10:53:39 AM GMT+5:30	archanaapte03@gmail.com	Dr Archana Murlidharrao Apate
2021/08/01 11:04:22 AM GMT+5:30	anuja.dhumal@gmail.com	Anuja
2021/08/01 11:08:46 AM GMT+5:30	pratheekshan2612@gmail.com	PRATHEEK SHANBHAG
2021/08/01 11:29:29 AM GMT+5:30	drsachinborgave@rediffmail.com	Sachin Borgave
2021/08/01 11:56:47 AM GMT+5:30	jainrashmi488@gmail.com	Dr Rashmi Jain
2021/08/01 11:58:43 AM GMT+5:30	agrawalsurbhi1794@gmail.com	Dr Surbhi Agrawal
2021/08/01 12:43:28 PM GMT+5:30	vishalmahajanmds@gmail.com	Dr. Vishal mahajan
2021/08/01 1:23:03 PM GMT+5:30	vidhyadharbholay@gmail.com	Dr vidhyadhar Bholay
2021/08/01 1:57:58 PM GMT+5:30	pratikshadange1997@gmail.com	Pratiksha Dange
2021/08/01 1:58:44 PM GMT+5:30	damininote2@gmail.com	Damini Vilas Patil

942

2021/08/01 1:59:04 PM GMT+5:30	trishalabhandari6@gmail.com	Trishala Bhandari
2021/08/01 2:02:48 PM GMT+5:30	harshdental99@gmail.com	Mayur oswal
2021/08/01 2:11:18 PM GMT+5:30	nimbus471@gmail.com	Nimisha Bhagyawant
2021/08/01 2:17:48 PM GMT+5:30	uttamdeshmane1@gmail.com	Dr Uttam Deshmane
2021/08/01 2:18:40 PM GMT+5:30	therahul9860@gmail.com	Dr Dhole Rahul Santram
2021/08/01 2:20:15 PM GMT+5:30	uttamdeshmane1@gmail.com	Dr Uttam Deshmane
2021/08/01 2:20:39 PM GMT+5:30	chavannayan426@gmail.com	Dr. Nayan Chavan
2021/08/01 2:25:20 PM GMT+5:30	sgchate123@gmail.com	Chate Shweta Govindrao
2021/08/01 3:53:21 PM GMT+5:30	drabhishekbhargava@gmail.com	Dr Abhishek bhargava
2021/08/01 3:58:35 PM GMT+5:30	shraddhamhaske9@gmail.com	Dr.Shraddha S Mhaske
2021/08/01 4:09:12 PM GMT+5:30	aneenamariajames@gmail.com	ANEENA MARIA JAMES
2021/08/01 4:13:49 PM GMT+5:30	drshailee08@gmail.com	Dr. Shailee Shah
2021/08/01 4:21:19 PM GMT+5:30	draqsabasu@gmail.com	Aqsa Basu
2021/08/01 4:23:16 PM GMT+5:30	simrenbhatia1396@gmail.com	Simren Bhatia
2021/08/01 4:25:08 PM GMT+5:30	snivedha17@gmail.com	Nivedha S
2021/08/01 4:27:44 PM GMT+5:30	abhinav.misuriya@gmail.com	Abhinav Misuriya
2021/08/01 4:51:30 PM GMT+5:30	biradar.harsh@gmail.com	Biradar Harsha Tulshidas
2021/08/01 5:25:52 PM GMT+5:30	jainpriti337@gmail.com	Dr pritisha jain
2021/08/01 5:51:00 PM GMT+5:30	vj98743@gmail.com	Vinay jain
2021/08/01 6:07:48 PM GMT+5:30	sujata2959@gmail.com	Dr sujata yedle Badgire
2021/08/01 6:49:49 PM GMT+5:30	poojasonwane8.ps@gmail.com	Dr Pooja J Sonwane
2021/08/01 7:54:14 PM GMT+5:30	piyubawa.pb@gmail.com	Dr. Priyanka Dilip Bawa
2021/08/01 8:09:16 PM GMT+5:30	supriya.sangade@gmail.com	Dr. Supriya Sangade
2021/08/01 8:21:37 PM GMT+5:30	poonamkedar0811@gmail.com	Dr Poonam Kedar
2021/08/01 8:30:52 PM GMT+5:30	karthicrazy42@gmail.com	Dr karthi

2021/08/01 8:32:48 PM GMT+5:30	sonaldaga10@gmail.com	Dr Sonal Daga
2021/08/01 8:32:55 PM GMT+5:30	drgeotd@gmail.com	Geo TD
2021/08/01 8:46:15 PM GMT+5:30	deepthim2695@gmail.com	Dr.Deepthi M
2021/08/01 9:34:25 PM GMT+5:30	drdatsan5@gmail.com	DR.AKASH D PURI
2021/08/01 9:36:32 PM GMT+5:30	pushpargh@gmail.com	Pushpa S
2021/08/01 9:57:55 PM GMT+5:30	drchaitanyakrishnakumar@gmail.com	Chaitanya K
2021/08/01 10:05:32 PM GMT+5:30	rk.drsheetal@gmail.com	Dr.Sheetal Kamble
2021/08/01 10:10:29 PM GMT+5:30	kanwarvarsha@gmail.com	Dr. Varsha Rani
2021/08/01 10:14:43 PM GMT+5:30	ahersamidha@gmail.com	Dr samidha aher
2021/08/01 10:26:00 PM GMT+5:30	sunilpatle09@gmail.com	SUNIL PATLE
2021/08/01 10:32:09 PM GMT+5:30	shraddhamhaske9@gmail.com	Dr.Shraddha Sambhaji Mhaske
2021/08/01 10:35:11 PM GMT+5:30	drdolly02@gmail.com	Dr Divya Naik
2021/08/01 10:38:39 PM GMT+5:30	y_ahirrao11@rediffmail.com	Dr Yogesh Ahirrao
2021/08/01 10:57:43 PM GMT+5:30	pooja081094@gmail.com	Pooja Langote
2021/08/01 11:04:59 PM GMT+5:30	drpriyankavats@gmail.com	Dr. Priyanka Vats
2021/08/01 11:06:43 PM GMT+5:30	mansibaheti143@gmail.com	Mansi Baheti
2021/08/02 12:46:12 AM GMT+5:30	dentistsid@dr.com	Dr Siddharth Oswal
2021/08/02 4:03:03 AM GMT+5:30	drsowju999@gmail.com	Lakshmi Sowjanya Beesetty
2021/08/02 4:12:52 AM GMT+5:30	pracheth.711@gmail.com	Dr.Pracheth T V
2021/08/02 7:33:15 AM GMT+5:30	chits.chitral91@gmail.com	Chitral Chugh
2021/08/02 7:34:22 AM GMT+5:30	geetanjalidhorepatil@gmail.com	Dr. Geetanjali Dhorepatil
2021/08/02 7:37:05 AM GMT+5:30	dr.jagrutichavan24@gmail.com	jagruti chavan
2021/08/02 7:40:38 AM GMT+5:30	ankitrshah25@gmail.com	Ankit shah
2021/08/02 7:53:02 AM GMT+5:30	kanwarvarsha@gmail.com	Varsha Rani
2021/08/02 8:06:36 AM GMT+5:30	rajanjm224@gmail.com	Dr Rajan Mangrolia

2021/08/02 8:06:50 AM GMT+5:30	bhd404@gmail.com	Dr bhupendra kumar
2021/08/02 8:07:50 AM GMT+5:30	kanwarvarsha@gmail.com	Varsha Rani
2021/08/02 8:12:28 AM GMT+5:30	drkhatavkar@gmail.com	Roheet Khatavkar
2021/08/02 8:18:00 AM GMT+5:30	nikita.bhagwan2014@gmail.com	Nikita
2021/08/02 8:24:39 AM GMT+5:30	vineethnharidas2693@gmail.com	Vineeth NH
2021/08/02 8:24:44 AM GMT+5:30	merinaeldho1996@gmail.com	Merina
2021/08/02 8:31:34 AM GMT+5:30	dayanajose2@gmail.com	Dr Dayana Jose
2021/08/02 8:50:17 AM GMT+5:30	drpriasakaria@gmail.com	Dr Priya Sakaria
2021/08/02 8:53:21 AM GMT+5:30	vijaya.bhatt16@gmail.com	Prof Dr Vijaya Dhar Bhatt
2021/08/02 9:00:52 AM GMT+5:30	vijaya.bhatt16@gmail.com	Vijaya Dhar Bhatt
2021/08/02 9:06:30 AM GMT+5:30	harishma2512@gmail.com	harishma
2021/08/02 9:11:06 AM GMT+5:30	nilimadaule@gmail.com	Dr.Nilima Landge
2021/08/02 9:12:36 AM GMT+5:30	ppnakate1920@gmail.com	Dr. Pooja Nakate
2021/08/02 9:20:11 AM GMT+5:30	vikramankasuresh@gmail.com	Vikramanka Suresh
2021/08/02 9:21:12 AM GMT+5:30	sachinks18@gmail.com	Sachin k s
2021/08/02 9:22:45 AM GMT+5:30	joelgeorget@gmail.com	Joel George Thomas
2021/08/02 9:26:24 AM GMT+5:30	devshettenivedita@gmail.com	Devshette nivedita
2021/08/02 9:26:27 AM GMT+5:30	apoorvaa.deshpande@gmail.com	Apoorva Deshpande
2021/08/02 9:26:28 AM GMT+5:30	aishwaryadeshmukh1028@gmail.com	Aishwarya Deshmukh
2021/08/02 9:27:12 AM GMT+5:30	vaishnavigaikwad8599@gmail.com	Vaishnavi Netaji Gaikwad
2021/08/02 9:29:07 AM GMT+5:30	vilasraodhumal100@gmail.com	Vilas75
2021/08/02 9:30:33 AM GMT+5:30	keshavkadaba@gmail.com	Dr Keshav K R
2021/08/02 9:32:30 AM GMT+5:30	itsnamrata20@gmail.com	Namrata Narkar
2021/08/02 9:34:14 AM GMT+5:30	shmusale11@gmail.com	Snehal Musale
2021/08/02 9:36:09 AM GMT+5:30	maliavinash1497@gmail.com	Avinash Mali

820

2021/08/02 9:36:54 AM GMT+5:30	shivmantri24@gmail.com	Dr Shivkumar Mantri
2021/08/02 9:46:16 AM GMT+5:30	pkawade7@gmail.com	Dr. Pratish Kawade
2021/08/02 9:47:29 AM GMT+5:30	prati.s13@gmail.com	Pratiksha Somwanshi
2021/08/02 9:48:45 AM GMT+5:30	madhu98dj@gmail.com	Madhavi Galale
2021/08/02 9:52:46 AM GMT+5:30	bhandarkartanuj007@gmail.com	Tanuj Bhandarkar
2021/08/02 9:54:03 AM GMT+5:30	yogamundada123@gmail.com	Dr.Yogita Mundada
2021/08/02 9:54:14 AM GMT+5:30	kavita.rudagi@gmail.com	Dr Kavita Rudagi
2021/08/02 9:55:00 AM GMT+5:30	pratikshakodam98@gmail.com	Kodam Pratiksha Bhimraj
2021/08/02 9:58:19 AM GMT+5:30	kulkarni.anishree@gmail.com	Anishree Kulkarni
2021/08/02 9:58:27 AM GMT+5:30	pragatikumbhar70@gmai.com	Pragati kumbhar
2021/08/02 9:59:14 AM GMT+5:30	nikitamane333@gmail.com	Nikita Mane
2021/08/02 10:00:32 AM GMT+5:30	srinidhi73@yahoo.com	Dr Srinidhi S R
2021/08/02 10:03:26 AM GMT+5:30	memonasifa88@gmail.com	ASIFA Memon
2021/08/02 10:04:37 AM GMT+5:30	kprasad11@gmail.com	Krishna Prasad Shetty
2021/08/02 10:05:03 AM GMT+5:30	rahuldeore28@yahoo.com	Rahul Deore
2021/08/02 10:05:18 AM GMT+5:30	drmaheshdadpe@gmail.com	Dr Mahesh Dadpe
2021/08/02 10:07:18 AM GMT+5:30	dr.kuldeep9@gmail.com	KULDEEP SINGH RANA
2021/08/02 10:07:26 AM GMT+5:30	drsagark10@gmail.com	Sagar Ashok Khairnar
2021/08/02 10:07:49 AM GMT+5:30	anishamerh@gmail.com	Anisha Kulkarni
2021/08/02 10:08:12 AM GMT+5:30	neelam_vijaywargiya@yahoo.co.in	Dr Neelam Vijaywargiya
2021/08/02 10:11:08 AM GMT+5:30	dentistiv777@gmail.com	Vaishnavi vijay indurkar
2021/08/02 10:12:11 AM GMT+5:30	sonalbrj@gmail.com	Dr Sonali Agroya (Brijwasi)
2021/08/02 10:12:30 AM GMT+5:30	sayli.s.khare@gmail.com	Sayli khare
2021/08/02 10:12:42 AM GMT+5:30	anishamerh@gmail.com	anisha Kulkarni
2021/08/02 10:12:45 AM GMT+5:30	aleena.21k@gmail.com	Aleena khan

2021/08/02 10:12:46 AM GMT+5:30	dr.kuldeep9@gmail.com	KULDEEP SINGH RANA
2021/08/02 10:18:51 AM GMT+5:30	sangham358@gmail.com	Dr.Sangham Madakwade
2021/08/02 10:23:44 AM GMT+5:30	aishukulange97@gmail.com	Aishwarya Kulange
2021/08/02 10:24:02 AM GMT+5:30	monikarv1090@gmail.com	Dr.Monika Bhardwaj
2021/08/02 10:24:03 AM GMT+5:30	isha.varshney3@gmail.com	Isha varshney
2021/08/02 10:24:10 AM GMT+5:30	Shitalkhillare38636@gmail.com	Shital Khillare
2021/08/02 10:26:56 AM GMT+5:30	mukesharadle@gmail.com	Dr Mukesh Aradle
2021/08/02 10:27:43 AM GMT+5:30	drkshipradeshpande@gmail.com	KSHIPRA Chandrakant DESHPANDE
2021/08/02 10:29:26 AM GMT+5:30	kordeharshali13@gmail.com	Korde Harshali Sakharam
2021/08/02 10:29:55 AM GMT+5:30	kanwarvarsha@gmail.com	Dr. Varsha Rani
2021/08/02 10:34:40 AM GMT+5:30	drsayedha@gmail.com	Humayuddin
2021/08/02 10:37:57 AM GMT+5:30	bendgudemayuri@gmail.com	Mayuri
2021/08/02 10:39:19 AM GMT+5:30	devveer1110@gmail.com	Dev Veer Vikram Singh
2021/08/02 10:43:37 AM GMT+5:30	juili.gawande92@gmail.com	Dr.Juili B. Gawande
2021/08/02 10:44:56 AM GMT+5:30	tarungs29@gmail.com	Dr.Tarun GS
2021/08/02 10:46:18 AM GMT+5:30	drsupreetha@yahoo.co.in	Dr K Supreetha S Naik
2021/08/02 10:46:23 AM GMT+5:30	vanamalanarayana@gmail.com	Dr.Vanamala.N
2021/08/02 10:49:32 AM GMT+5:30	snehalkadge@gmail.com	Dr Snehal Shivraj Kadge
2021/08/02 10:51:03 AM GMT+5:30	drsanjay700@gmail.com	Dr Sanjay Waghmare
2021/08/02 10:52:26 AM GMT+5:30	drsupriyaparwate.sp@gmail.com	Dr.Supriya K Parwate
2021/08/02 10:52:27 AM GMT+5:30	dryogesh77@yahoo.com	Dr Yogesh Kale
2021/08/02 10:53:27 AM GMT+5:30	bendgudemayuri@gmail.com	Mayuri bendgude
2021/08/02 10:53:28 AM GMT+5:30	reetikasingh25@gmail.com	Reetika Singh
2021/08/02 11:01:26 AM GMT+5:30	chandanihatia1989@gmail.com	Dr chandani Bhatia adwani
2021/08/02 11:08:53 AM GMT+5:30	nilkanthmhaske@gmail.com	Dr Nilkanth Mhaske

2021/08/02 11:10:27 AM GMT+5:30	priyankapriyadarshani64@gmail.com	PRIYANKA PRIYADARSHNI
2021/08/02 11:19:36 AM GMT+5:30	orthoyatishjoshi@gmail.com	Yatishkumar Joshi
2021/08/02 11:20:49 AM GMT+5:30	dr.omkar.balsaraf@gmail.com	Dr Omkar Balsaraf
2021/08/02 11:26:04 AM GMT+5:30	suhas.kamble15@gmail.com	Dr Suhas Kamble
2021/08/02 11:31:05 AM GMT+5:30	surojitar2628@gmail.com	Dr surojit dutta
2021/08/02 11:31:42 AM GMT+5:30	atheenapdas@gmail.com	Atheena P Das
2021/08/02 11:34:51 AM GMT+5:30	manjushavasishtha@gmail.com	Dr.Mansi Mangesh Purkar
2021/08/02 11:41:28 AM GMT+5:30	dr.priyanka.lasune@gmail.com	Priyanka
2021/08/02 11:53:05 AM GMT+5:30	karishmamazid23@gmail.com	Dr. Syeda Karishma Mazid
2021/08/02 11:54:24 AM GMT+5:30	pranali.satpute@yahoo.com	Pranali satpute
2021/08/02 12:08:22 PM GMT+5:30	draarti26@gmail.com	Aarti Malpani
2021/08/02 12:22:22 PM GMT+5:30	dr.mrunal7@gmail.com	Dr.Mrunal Deshmukh
2021/08/02 12:28:27 PM GMT+5:30	patelapd9@gmail.com	Apoorva
2021/08/02 12:29:37 PM GMT+5:30	sheelanv08@gmail.com	Sheela N V
2021/08/02 12:56:45 PM GMT+5:30	nupurnidhi90@gmail.com	Dr. NUPUR NIDHI
2021/08/02 1:14:02 PM GMT+5:30	shweta.bagmar02@gmail.com	Shweta
2021/08/02 1:20:59 PM GMT+5:30	mamtamadavi42472@gmail.com	Mamta Narayan Madavi
2021/08/02 1:24:45 PM GMT+5:30	sundale07@gmail.com	Dr.sundale sangita bharat
2021/08/02 1:29:48 PM GMT+5:30	sundale07@gmail.com	Dr.sundale sangita bharat
2021/08/02 1:42:55 PM GMT+5:30	tdeepashri13@gmail.com	Dr Deepashri Tekam
2021/08/02 2:20:46 PM GMT+5:30	dr.preetica.sharma@gmail.com	Preetica Sharma
2021/08/02 2:28:40 PM GMT+5:30	rohitpmagar@gmail.com	Rohit Magar
2021/08/02 2:47:12 PM GMT+5:30	yogitamunde001@gmail.com	Dr Yogita munde
2021/08/02 2:57:18 PM GMT+5:30	sharique2004@gmail.com	Sharique Alam
2021/08/02 5:05:04 PM GMT+5:30	dr.akankshabaheti@gmail.com	Akanksha Baheti

950

2021/08/02 5:21:03 PM GMT+5:30	tarwani.mehak@gmail.com	Mehak Tarwani
2021/08/02 6:24:12 PM GMT+5:30	prajakta22ambulkar@gmail.com	Dr. Prajakta Ambulkar
2021/08/02 7:22:40 PM GMT+5:30	drpriya2605@gmail.com	Dr LALITHA PRIYA B
2021/08/02 10:32:07 PM GMT+5:30	dbargal88db@gmail.com	Dr.Devyani Bargal
2021/08/02 10:34:41 PM GMT+5:30	sidhantdagadu@gmail.com	Sidhant D
2021/08/03 12:30:29 AM GMT+5:30	tejasghate7@gmail.com	Dr. Tejashree Ghate
2021/08/03 7:39:41 AM GMT+5:30	drvishalwalikar@gmail.com	Vishal walikar
2021/08/03 9:56:17 AM GMT+5:30	snehalsonarkar@gmail.com	Snehal Sonarkar
2021/08/03 9:58:59 AM GMT+5:30	niveditha.m007@gmail.com	Dr.Niveditha.M
2021/08/03 10:39:25 AM GMT+5:30	adityaparikh999@gmail.com	Dr Aditya Parik
2021/08/03 10:39:41 AM GMT+5:30	sultan.sahal.93@gmail.com	Hajira sahal sultan
2021/08/03 10:51:55 AM GMT+5:30	sindhuhaldal@gmail.com	Dr.sindhu Haldal
2021/08/03 11:02:47 AM GMT+5:30	merlinannjoseph92@gmail.com	Merlin
2021/08/03 12:00:12 PM GMT+5:30	mishrashashankendo@gmail.com	Shashank Kumar Mishra
2021/08/03 2:02:22 PM GMT+5:30	ambika.belam@gmail.com	Ambika Belam
2021/08/03 2:03:34 PM GMT+5:30	navya2734@gmail.com	Chintala navya
2021/08/03 2:29:01 PM GMT+5:30	kasturibiradar@gmail.com	Kasturi Biradar
2021/08/03 2:34:19 PM GMT+5:30	rutujwaghmare4@gmail.com	Rutuj Waghmare
2021/08/03 2:35:40 PM GMT+5:30	pranjalchavan1997@gmail.com	Pranjal chavan
2021/08/03 3:15:25 PM GMT+5:30	merinsarasojan@gmail.com	Merin Sara Sojan
2021/08/03 3:16:57 PM GMT+5:30	urjamali18@gmail.com	Urja Mali
2021/08/03 6:54:02 PM GMT+5:30	sonal.triveni@gmail.com	Triveni bhargava
2021/08/04 9:59:28 AM GMT+5:30	drsoumyasshetty@gmail.com	Soumya
2021/08/04 10:05:33 AM GMT+5:30	sadiaada614@gmail.com	sadia
2021/08/04 12:48:01 PM GMT+5:30	dr.gayatri.more78@gmail.com	Dr.Gayatri D More

056

2021/08/04 12:50:18 PM GMT+5:30	dr.gayatri.more78@gmail.com	Dr.Gayatri D More	
2021/08/04 1:06:45 PM GMT+5:30	pryankadange07@gmail.com	Dr Priyanka dange	976
2021/08/04 1:09:38 PM GMT+5:30	sachinpatil104u@gmail.c.com	Dr Sachin Patil	976
2021/08/04 8:45:32 PM GMT+5:30	aaliyarehman22@gmail.com	Aaliya	
2021/08/04 8:50:07 PM GMT+5:30	rachchamrunalini@gmail.com	Dr Mrunalini Rachcha	
2021/08/04 10:35:04 PM GMT+5:30	grushaakade97@gmail.com	Dr. Grusha Akade	
2021/08/04 10:40:35 PM GMT+5:30	nikitadua92183@gmail.com	Nikita dua Sharma	
2021/08/05 1:03:20 AM GMT+5:30	drhennagulani@gmail.com	Henna Gulani	
2021/08/05 9:46:25 AM GMT+5:30	drpannamangat@gmail.com	Panna Mangat	
2021/08/05 9:13:39 PM GMT+5:30	barnojjwaldutta@yahoo.com	Barnojjwal Dutta	


- **Photograph-**



Inauguration of program by Principal Sir



Organising Committee with Principal Sir and Speaker



Title of the Program - 3rd International Conference on Dentistry and Oral Health 2021

- **Report-**

3 rd International Conference on Dentistry Oral Health 2021”held on August 21st and 22nd, 2021 organized by Instituton of Prime Cursos Brazil. ,V.Y.W.S Dental college and Hospital Amravati and Maharashtra and Maharashtra Institute Dental Science and Research.

After an initial review of the submitted abstracts, 130 papers were presented at the conference and were accepted for publication in the Conference Proceedings. The topics that are covered in the conference include Prosthodontics, Endodontics, Pedodontics ,Periodontics ,Oral and maxillofacial surgery ,Oral Pathology, Community Dentistry, Oral Medicine and Radiology ,Forensic dentistry ,Orthodontics etc. We invited more than 20 researchers from related fields to review papers for the presentation and the publication in the 3 rd ICDOH 2021 Proceeding.

Total 27 deligates from MIDSr Dental College Latur were participated in the conference and also presented scientific paper and posters. 6 deligates from our institute won prizes for their presentations.

E:\Kaspersky\Usb Drive\Research Methodology\SHASHI\SHASHI PATIL Criteria 5\5.1.2\5.1.2 QnM\1.Soft skill development\DEU Report 2017-2022\Annual Report-2021.docx

• Brochure-

CONFERENCE SCHEDULE		
21.08.2021		
TIME (IST)	EVENT	SPEAKERS
09:00 AM- 09:10 AM		Inauguration
09:10 AM-09:15AM	Conference Chair Speech	Dr. Rajesh Vasant Gondhalekar Dean (Acting), Professor & HOD, Department of Oral Pathology & Microbiology, VYWS Dental College & Hospital, Amravati, India
09:10 AM-09:15 AM	Conference Co- Chair Speech	Dr. Ashish Pandey Director (Administration), Professor & Head (Prosthodontics Department), Daswani Dental College, Rajasthan, India
09:20 AM-09:30 AM	Welcome Address	Mr. Rudra Bhanu Satpathy CEO, Technoarete Group, India Mr. A Siddth Kumar Chhajer Managing Director, Technoarete Group
09:30 AM-10:00 AM	Keynote-1	Sandra R. Coulson MS, ST, ED, COM Orofacial Myology Therapist, Coulson Institute of Orofacial Myology, Denver
10:00 AM-10:30 AM	Keynote-2	Dr. Ruchi Bhuyan Additional Director, Research, Health Sciences, IMS, SUM Hospital, Professor At Siksha 'O' Anusandhan, Deemed To Be University, India
10:30 AM-11:00 AM	Keynote-3	Dr. Padmanabh Jha, M.D.S. Associate Professor, Dept of Conservative Dentistry & Endodontics, Subharti Dental College, India Lyubov Smaglyuk
22.08.2021		
09:30 AM-10:00 AM	Keynote -1	Dr. Anitha Balan Principal, Department Of Oral Medicine and Radiology, Trivandrum Government Dental College, India
10:00 AM-10:30 AM	Keynote-2	Dr. Bashar Muselmani Orthodontist Privet practice – Kaiserslautern, Germany
10:30 AM-11:00 AM	Keynote-3	Dr Ashank Mishra Professor, Dept of Dental Surgery, Periodontics, EIMS, Malta Dr. Marcos Prieto

01:30 PM- 05:05PM	Parallel Session- I Conservative Dentistry	Paper Presentations
01:30 PM- 03:45PM	Parallel Session- II Oral Medicine & Maxillofacial Prosthetics	
01:30 PM- 04:10 PM	Parallel Session- III Periodontics and Community Dentistry	
01:30 PM- 04:15 PM	Parallel Session- IV General Dentistry	
01:30 PM- 03:45 PM	Parallel Session- V Orthodontics & Pediatric Dentistry	
End of Day 1		

22.08.2021		
09:30 AM-10:00 AM	Keynote -1	Dr. Anitha Balan Principal, Department Of Oral Medicine and Radiology, Trivandrum Government Dental College, India
10:00 AM-10:30 AM	Keynote-2	Dr. Bashar Muselmani Orthodontist Privet practice – Kaiserslautern, Germany
10:30 AM-11:00 AM	Keynote-3	Dr. Ashank Mishra Professor, Dept of Dental Surgery, Periodontics, EIMS, Malta
11:00 AM- 11:30 AM	Keynote-4	Dr. Marcos Prieto Professor, Department of Lingual Orthodontics - Dental Press, Brazil
11:30 AM-12:00 PM	Keynote-5	Dr. Marcelo de Azevedo Professor of Integral Clinic ,Feria de Santana State University, Brazil
12:00 PM-12:30 PM	Keynote-6	Dr. Hardeek Patel NJ Smiles Dental, CEO & Founder, USA
12:30 PM- 01:30 PM	LUNCH	

Oral and Maxillofacial Surgery		
01:30 PM- 04:35PM	Parallel Session- II Oral and Maxillofacial Pathology	Paper Presentations
01:30 PM- 04:20 PM	Parallel Session- III Periodontics and Community Dentistry	
01:30 PM- 03:40 PM	Parallel Session- IV General Dentistry	
01:30 PM- 03:50 PM	Parallel Session- V Orthodontics & Pediatric Dentistry	
End of Day 2		

- Certificate Format-





E:\K
dev



skill

List of Participants

1.	Dr. Vijayalaxmi	Continuing professional development among dentist of latur
2.	Dr. Priyanka Baswaraj Lasune	Knowledge, attitude and practice of radiation protection among dental students ; a cross sectional study
3.	Dr. Sayali Deshmukh	ANDY's 'T-pin' crown and root aligning auxillary
4.	Dr. Priyanka Jadhav	An unusual large fibroma associated with alveolar mucosa of upper right canine region; a case report
5.	Dr. Khushbu Bezalwar	A successful perio- esthetic management of short clinical crown- A case report
6.	Dr. Ashwini Biradar	Comparison of the GOHAI an OHIP-14 as measures of the oral health related quality of life of the elderly population

7.	Dr. Ankita Jaybhaye	Perception and practice amongst orthodontic professionals and post graduates towards accelerated orthodontic treatment ; A questionnaire survey
8.	Dr. Sujit Zadake	Skeletal class 2 division 1 malocclusion in post pubertal girl treated using mini-screw assisted Forsus fatigue resistant device; A case report
9.	Dr. Shilpa M. Kendre	Application of artificial intelligence, new era in orthodontics- A literature review
10.	Dr. Smita Raosaheb Warpe	Factors influencing you before selecting your orthodontist in india
11.	Dr. Mahesh Choure	Fleet-footed orthodontics ; acceleration and Amp; escalation
12.	Dr. Punam N. Nagargoje	Cutting edge technology's in oral and maxillofacial surgeries
13.	Dr. Gopal Lahudas Nagargoje	Nano technology ; An update in maxillofacial surgery
14.	Dr. Anand Mahavir Mandlecha	Failure and overcoming the failure of local anaesthesia in dentistry
15.	Dr. Ajay Madhukar Sorate	Diagnostic steps of interpretation of a pre-malignancy
16.	Dr. Pravin G. Andhare	Dental implants-complication and prevention 'make it or break it'
17.	Dr. minal sonare	Mixed radiolucent/radiopaque jaw lesion a schematic radiographic approach
18.	Dr. Smita J choure	Evaluation of histopathological parameter of oral squamous cell carcinoma by brynes grading in different age group
19.	Dr. Gauri Mahesh Ugale	Cone beam computed tomographic evaluation of maxillary sinus septa in adult population in Marathwada region
20.	Dr. Varsha Ajit Sangle	Alternations in levels of lipid profiles in oral submucous fibrosis A clinicopathological study
21.	Dr. Anuja Maniyar	Recent concepts and future perspectives in laboratory diagnosis of "THE BLACK FUNGUS"

22.	Dr. Rohini Balaji Male	A mysterious lesion ended up as peripheral ossifying fibroma-A case report
23.	Dr. samruddhi Danave	Botulinium toxin : THE POISON THAT HEALS
24.	Dr. Chaitanya Khanapure	Evaluation of different bracket's resistance to torsional forces from arch wire
25.	Dr. Pravinkumar S. Marure	A survey on awareness, attitude and perception towards dental malocclusion and orthodontic treatment among undergraduate dental students
26.	Dr. Shruti chandak	SAS-A New novel for anterior mini implant placement
27.	Dr. Jyotsna Harishchandra Chate	Zadke's controlled etchant placer

List of Winners

3rd International Conference on Dentistry and Oral Health 2021			
Session 2- Oral Medicine & Maxillofacial Prosthetics			
Category	Name	Presentation Title	College Name
2nd Prize	Dr. Vijayalaxmi	Continuing Professional Development among dentist of Latur	Maharashtra Institute of Dental Sciences and Research, Ind
Session 3- Periodontics and Community Dentistry			
2nd Prize	Dr. Khushbu Bezalwar	A Successful Perio-Esthetic Management of Short Clinical Crowns –A Case Report	Maharashtra Institute of Dental Sciences & Research Dental College, India

Session 4- General Dentistry			
1st prize	Dr. Yatishkumar	Teaching, Learning And Evaluation Of Professionalism In Dental Education	Jawaharlal Nehru Medical College, DMIMS(DU), India
Session 7- Oral and Maxillofacial Pathology			
Category	Name	Presentation Title	
2nd Prize	Dr. Varsha Ajit Sangle	Alterations in levels of lipid profile in Oral submucous Fibrosis: A Clinicopathological Study	Maharashtra Institute of Dental Sciences and Research, India
Poster Presentation			
Category	Name	Presentation Title	
1st prize	Dr. Pravin G Andhar	Dental implants – complications and prevention "Make it Break it"	Maharashtra Institute of Dental Sciences & Research Dental College, India
2nd Prize	Dr. Ajay Madhukar Sorate	Diagnostic Steps of Interpretation Of A Pre-Malignancy	Maharashtra Institute of Dental Sciences & Research Dental College, India

Press note about the conference published in newspaper

लोकमत समाचार

दंत चिकित्सा के 6 शोधार्थी पुरस्कृत



लातूर. आशिया-पैसिफिक दंत व मुख स्वास्थ्य संगठन की ओर से दंत तकनीकी व मौखिक स्वास्थ्य में प्रगति विषय पर तृतीय अभासी अंतर्राष्ट्रीय दंत चिकित्सा व मौखिक स्वास्थ्य परिषद हाल ही में आयोजित की गई. इसमें एमआईडीएमआर डेंटल कॉलेज के दो शोधार्थियों के शोध को प्रथम

1.Soft skill

Report of WEB-MAX Event

Department of Oral and Maxillofacial Surgery conducted a CDE Programme on 19th May 2021. The topic of CDE Programme was ‘Post Covid Mucormycosis from Frying Pan in to the Fire’. Guest speakers for the programme were Dr. Anuja Maniyar, Dr. Govind Changule, and Dr. Sumit Shah.

Details of the scientific session:

1. Dr. Anuja Maniyar: Lab Investigations of Mucormycosis.
2. Dr. Govind Changule: Management of Mucormycosis.

3. Dr. Sumit Shah: Clinico-Rdiological Diagnosis of Mucormycosis.

The programme was a huge success with 83 participants including heads and staff of MIDSR Dental colleges, Latur who attended the programme.

The programme was conducted in the Department of Oral and Maxillofacial Surgery, MIDSR Dental College, Latur. The programme started with inauguration by lighting the lamp at the hands of Hon. Ramesh Karad (Executive Director), Dr. Suresh Kamble (Principal MIDSR Dental College, Latur), Dr. Suresh Kangane (Vice Principal MIDSR Dental College, Latur) and Honb. Rameshappa Karad was felicitated by Dr. Sheeraz Badal, Dr. Anuja Maniyar was felicitated by Dr. Amol Doiphode, Dr. Govind Changule was felicitated by Dr. Gopal Nagargoje, and Dr. Sumit Shah was felicitated by Dr. Ruchika Raj. This was followed by the welcome address by Dr. Ruchika Raj.

The inauguration was followed by the lecture by Anuja Maniyar. Her topic covered Overview of Lab Investigations of Mucormycosis. After 1st session Question and Answer session was held. Next session was followed by Dr. Govind Changule on Management of Mucormycosis. After 2nd session lunch break was taken. .

After lunch break the program was initiated by the lecture of Dr. Sumit Shah. His topic covered Overview of Clinico-Rdiological Diagnosis of Mucormycosis. After That Tea break was taken followed by Question and Answer session

At the end of all the lectures a panel discussion was organized and it was headed by our Dr. Sheeraz Badal. Vote of thanks was given by Dr. Amol Doiphode.

The CDE Programme was largely appreciated by all the delegates which consisted of many stalwarts in the field of Oral Maxillofacial Surgery.



MAEER's
MAHARSHTRA INSTITUTE OF DENTAL SCIENCE & RESEARCH, LATUR



SCIENTIFIC VAGANZA 19th MAY 2021, 3:00 pm on Zoom App

E:\K:
deve


ORGANIZERS: Dept of OMFS, Dept of Oral Pathology and Dept of OMDR ,MIDSR DENTAL COLLEGE, LATUR.

skill














**“POST COVID MUCORMYCOSIS(Black Fungus)-
FROM FRYING PAN INTO THE FIRE !”**



LIST OF PARTICIPANTS

3:08 PM  4G VoLTE 4G VoLTE 30

[Close](#) Participants (96)

	Dr Gopal Nagargoje (me)	 
	MIDSR OMFS (Host)	  
	Dr Shobha Bijjaragi	 
	(57) Parth Phansalkar	 

E:\Kaspersky\Usb Drive
development\DEU Rep

ia 5\5.1.2\5.1.2 QnM\1.Soft skill

Close

Participants (89)

- SSS
- Vaibhavi
- Vaishali wankhede
- Vaishnavi Biradar 00003182996
- Vijayalaxmi
- vivio
- YATISHKUMAR JOSHI
- 3cfa8515
- aishwarya
- Khushbu Bezalwar
- Minal Sonare





















E:\Kaspe
developi

- Nikita Mane

L.Soft skill

Close





















Participants (86)

SS	Snehal shingire	  >
S	SSS	  >
V	Vaibhavi	  >
VW	Vaishali wankhede	  >
VB	Vaishnavi Biradar 00003182996	  >
V	Vijayalaxmi	  >
V	vivio	  >
YJ	YATISHKUMAR JOSHI	  >
DR	Dr Revtee Birajdar	 >
3	3cfa8515	 >
A	Anuja Raghojiwar	 >
GM	Galaxy M11	 >

2 QnM\1.Soft skill

Close













































Participants (86)

SS	Snehal shingire	  >
S	SSS	  >
V	Vaibhavi	  >
VW	Vaishali wankhede	  >
VB	Vaishnavi Biradar 00003182996	  >
V	Vijayalaxmi	  >
V	vivio	  >
YJ	YATISHKUMAR JOSHI	  >
DR	Dr Revtee Birajdar	 >
3	3cfa8515	 >
A	Anuja Raghojiwar	 >
GM	Galaxy M11	 >

2 QnM\1.Soft skill

[Close](#)

















































Participants (86)

 SS	Snehal shingire	  
 S	SSS	  
 V	Vaibhavi	  
 VW	Vaishali wankhede	  
 VB	Vaishnavi Biradar 00003182996	  
 V	Vijayalaxmi	  
 V	vivio	  
 YJ	YATISHKUMAR JOSHI	  
 DR	Dr Revtee Birajdar	 
 3	3cfa8515	 
 A	Anuja Raghojiwar	 
 GM	Galaxy M11	 

2 QnM\1.Soft skill

[Close](#)

























Participants (86)

 PN	pradumna niturkar	  
 RP	Rahul Patil	  
 R	Redmi	  
 RP	richa pandharikar	  
 RK	Rushikesh Khandelwal	  
 S	Sakshi Mamdge	  
 SS	Sakshi Shegedar	  
 SB	Shital Bade	  
 SK	Shital Karadkhele	  
 SV	Shivani Vibhute	  
 S	Shruti	  
 S	Shruti	  

2 QnM\1.Soft skill

Close

































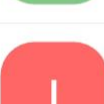















Participants (86)

MM	Mangal Maniyar			>
MM	Misbah Mulla			>
M	MITMIDSR Oral Path			>
M	MITMIDSR Principal			>
NC	Nikita Chordiya			>
N	Nokia			>
PP	Pallavi patil			>
P	Parag Kabir			>
PV	Patil Vaishnavi			>
PM	Piyush Mantri			>
PF	poco f1			>
PS	Pooja shelke			>

2 QnM\1.Soft skill

[Close](#)



























Participants (85)

	Dr. Priyanka Lasune			
	Dr. Safalya Kadtane			
	Dr. Sheeraz Badal			
	Dr. Shital khillare			
	drRuchika Raj			
	Galaxy A71			
	Gauri Ugale			
	Govind Holani			
	iPhone			
	komal Shrikhande			
	madhuri agrawal			
	Madhuri khatod			

2 QnM\1.Soft skill

Close

Participants (83)

DD	Dr Dhorepatil	 
DP	Dr Pooja Shelke	 
DP	Dr pratibha chaudhari	 
m	Dr Raghavendra Metri	 
DR	Dr Ram	 
DR	Dr Rohini	 
DS	Dr Shilpa Bikkad	 
DS	Dr Shital Reddy (Nagime)	 
DS	Dr sunanda	 
DV	Dr Vijaya Kamble	 
DA	Dr. Akshay	 
DK	Dr. Kshipra Deshpande	 
DP	Dr. Priyanka	 
Invite		

Title of the event - Strategies for management of developing malocclusion

Department of Pedodontics conducted a CDE Programme on 17 August 2021. The topic of CDE Programme was **Strategies for management of developing malocclusion**. Guest speakers for the programme were **Dr. UMAL DOSHI, Dr. VEENA ARALI, Dr. HARSIMRAN SINGH SETHI**. Total 211 delegates were participated in this event.

MAHARASHTRA INSTITUTE OF DENTAL SCIENCES & RESEARCH
DEPARTMENT OF PEDIATRIC AND PREVENTIVE DENTISTRY

INVITES YOU FOR CONTINUING DENTAL EDUCATION

STRATEGIES FOR MANAGEMENT OF DEVELOPING MALOCCLUSION
Date:- 17/08/2021

Our Inspiration -

Prof. Dr. VISHWANATH D. KARAD
Founder, Executive President and Managing Trustee MAEER's, Pune

Mr. RAHUL V. KARAD
Executive President MIT- World Peace University, Pune

Shri. NIMESH K. KARAD
Executive Director MIDSR Dental College & Hospital, Latur

Dr. HANUMANT KARAD
Executive Director MIDSR Dental College & Hospital, Latur

Dr. UMAL H DOSHI

Dr. VEENA ARALI

Dr. HARSIMRAN SINGH SETHI

Organized By -

Dr. YOGESH KALE
Professor & HOD
MIDSR Dental College & Hospital, Latur

Scope :-

1. Preventive, interceptive and corrective Orthodontics
2. Restoration of functional efficiency
3. Preservation of esthetic harmony

Program Schedule

Sr. no.	Name of Topic	Name of The Speaker	Time
1	Inauguration & Introduction	Dr. Yogesh Kale	9.30am – 9.45am
2	Interceptive Orthodontics	Dr. Umal Doshi	9.45am -10.45am
3	Myofunctional Appliances	Dr. Veena Arali	10.50am -11.50am
4	2/4 Appliances & its Modifications for Pediatric Orthodontics	Dr. Harsimran Sethi	11.55am- 12.55pm
5	Conclusion	Dr. Mahesh Dadpe / Dr. Prasanna Dahake	1 2.55 pm -1.00pm

Organizing Committee

Dr. Mahesh V. Dadpe,
Professor,
Department of Pediatric and Preventive Dentistry,
MIDSR Dental College and Hospital,

Dr. Poonam Gawali,
Lecturer,
Department of Pediatric and Preventive Dentistry,
MIDSR Dental College and Hospital

Dr. Prasanna T. Dahake,
Reader,
Department of Pediatric and Preventive Dentistry,
MIDSR Dental College and Hospital,

Dr. Priyanka Mundhe,
Lecturer
Department of Pediatric and Preventive Dentistry,
MIDSR Dental College and Hospital

Dr. Shrikant B. Kendre,
Reader,
Department of Pediatric and Preventive Dentistry,
MIDSR Dental College and Hospital

Dr. Swapnil Yadav,
Student Member
Department of Pediatric and Preventive Dentistry,
MIDSR Dental College and Hospital

Contact Details :
Mobile No. 7378539002/8208532761
Email : pedo@mitmidsr.edu.in

List of participants

1	Dr Mahesh Dadpe	A-9619	9823733222	drmaheshdadpe@gmail.com
2	Dr. Niharika Gahlod	A-28934	9096868462	niharika.gahlod@gmail.com
3	Sandeep Suresh Fere	27247-A	08007831111	sandeep.fere@gmail.com
4	Pooja Langote	A-41410	8600711554	pooja081094@gmail.com
5	Dr Shital Nagime	A-17356	8180926414	drshitalnb@gmail.com
6	Dr. Bhagwat Kendre	A-24719	7219026511	kendrebhagwat@gmail.com
7	Prajakta Balasaheb Shinde		7028729370	prajakta2017shinde@gmail.com
8	Minal Sonare	A-39299	+919322282696	minalsonare1503@gmail.com
9	Dr. Prasannakumari	28505-A	9964833756	pksp89@gmail.com
10	Yatishkumar Joshi	KSDC 21131 A	9860636690	orthoyatishjoshi@gmail.com
11	Swati Ashokrao Suryawanshi		8208186687	swatisuryawanshi291@gmail.com
12	Dr Pooja Shelke	A-42254	7738691240	poojabshelke1@gmail.com
13	Dhondge Amita Manoj		8421769351	amitadhondge@gmail.com
14	Priyanka Mundhe	A 31852	08275949411	priyankamundhe121@gmail.com
15	Prasad Hanmant Dabade		7767970645	prasaddabade121@gmail.com
16	Dr poonam shivaji Murkute		8080269113	pmurkute1000@gmail.com
17	Navin wadhvani	A39102	9850313320	wadsnavin@gmail.com
18	Shrikant Kendre	A-22666	07378539002	shri2988@gmail.com
19	Shital Khillare	A-39930	08999429450	Shitalkhillare38636@gmail.com

20	Vaibhavi Choudhary	12345	9373377083	vbhvichoudhary30799@gmail.com
21	Dr Anita Kale	A8099	09272561833	kaleanita1@gmail.com
22	Dr.Mahesh Choure		07972122545	mahesh44km@gmail.com
23	Dr jyotsna chate	A-40505	9075215694	Jyotsnachate4@gmail.com
24	Dr Anand Ambekar	A 7291	989041708	dranandamb@gmail.com
25	Vijayalaxmi Male	A-22625	7020223301	aadyavipra@gmail.com
26	SHREERAM GIDHWANI	A-41700	8055152561	gidhwanishreeram@gmail.com
27	jyothi shashidhar	11711A	+918975798089	joepedo121@gmail.com
28	Dr priyanka jadhav	A-38805	09284760929	priyankapjadhav1995@gmail.com
29	Dr.Smita Chaware	A-23966	9850239831	smitachaware123@gmail.com
30	Syed shirin imamsab		9529437172	shirinsyed110@gmail.com
31	Dr. Vinaya Kumar Kulkarni		8830483436	vinayakumar53@gmail.com
32	Harsimran Singh	5900 A	09988801413	hss_cdc@yahoo.com
33	Satvika Sethi	9591-A	07986069363	ssethi24315@gmail.com
34	Dr Veena Arali	12383 A	7760748787	pedo.veena@gmail.com
35	G L G S PRUDHVI KUMAR		9398850377	prudhvi.gannamani@gmail.com
36	varun lal		7355113380	varunlal40@gmail.com
37	Mounika K	A-21857	9494363567	mouni.k08@gmail.com
38	SHUBHENDRA SHUBHAKAR KHANDEWALE	A-19227	9764414117	kshubhendra@gmail.com
39	Dr Umal H Doshi	A 10991	9423153602	umal_16@rediffmail.com
40	Ritesh Kalaskar	A-7308	8550938585	riteshpedo@gmail.com

41	Dr CHARAN TEJA VEMAGIRI	A12265	9553886588	charantejavemagiri@gmail.com
42	Atluri Naga Supraja		9866834589	supraja.atluri@gmail.com
43	Vajrala Sasidhar	A21552	9908243248	sasidharvajrala@gmail.com
44	Dr Nupur Ninawe		9923765602	nupurgovind@gmail.com
45	Dr Vipin Ahuja	1238-A (Haryana State dental council)	09910178102	drvipinahuja@gmail.com
46	Dr. Sumit Kumar Betal	6712-A	7987251903	sumitbetal.wwe@gmail.com
47	Dr. Devanshi Shah	A-9274	9106708102	drdevanshim@gmail.com
48	Mihir jha	A 13819	9561062790	drmihirjha@gmail.com
49	Reshma Dodwad	15437 A	09886532598	reshma.dodawadpedo@gmail.com
50	Mayur Bhattad	A16554	9860273039	drmayur@bhattads.in
51	Dr. Prasanna T. Dahake	A-11246	9096027989	prasannadahake@gmail.com
52	Jyoti		9915971389	jyotisahota108@gmail.com
53	Arunima	9065673927	7870070737	arunimathakbds@gmail.com
54	Dr. Swapnil Taur	A-15832	+919623940499	swapnil.taur@gmail.com
55	Vishwas T.D.	5243 A	9886437028	vishwasdev@gmail.com
56	Dr Karthika KK	24564	8767732617	karthikakrishnakumar27@gmail.com
57	Jonathan Vasantha Rajan	17913	9597907311	jonathan.dentist11@gmail.com
58	Pranjali gupta		09760232163	drpranjali Gupta@gmail.com
59	Dr Aishwarya N		8553460059	draishwarya3008@gmail.com
60	Dr. Savita Hadakar	21469-A	09623958066	drsavita0485@yahoo.co.in
61	Subhadip Biswas	5260A	8961295153	dipvilla88@gmail.com

62	Pallavi Sharad Suryarao		8605787852	pallavisuryarao17@gmail.com
63	Suyash Joshi	A-38811	09049416468	suyashjsh@gmail.com
64	Manoj jaiswal		07888206664	Drmanojjaiswal@yahoo.in
65	Dr. Arundeeep	14807 A	9610188605	arundeeep079@gmail.com
66	Namrata Basak	116	08787737534	namratabasak84@gmail.com
67	Amrutha.B	24686-A	8105700221	amrutha.b87@gmail.com
68	Rakesh n Bahadure	A-12666	+918329998328	mdsrakesh_pedo@yahoo.co.in
69	DR RAKESH KUMAR	HN010438	7015486410	rakesh0006sharma@gmail.com
70	Kumari Neha Jha		08292405699	uniquejhunjhun@gmail.com
71	Dr. Henpu Kamki		07005839443	h.kamki@gmail.com
72	Simarjeet Kaur		+917977415248	simarjeet.0007@gmail.com
73	Shivani Bhadule	A-38402	7676498247	shivani95bhadule@gmail.com
74	Shivani Bhadule	A-38402	7676498247	shivani95bhadule@gmail.com
75	Poonam Gawali	A25118	9158841122	dr.poonamgawali@gmail.com
76	Sagar	A-36450	8983879000	sagarmisal096@gmail.com
77	Dr Hemraj Badhe	A-12038	09422277622	drhemraj27@gmail.com
78	Sagar misal	A-36450	8983879000	sagarmisal096@gmail.com
79	Dr. Kanwardeep sohi		08146248020	sohikanwardeep@gmail.com
80	Dr.Mayur Pravin Dugad	A-42892	9511722944	mayurdugad1@gmail.com
81	Krishna reddy momale	A-25125	9511850192	aaryadentalclinic4u@gmail.com
82	Navdeep singh	18649 A	9803475358	navndeeep123@gmail.com
83	Shivani Bhadule	A-38402	7676498247	shivani95bhadule@gmail.com

84	Seema Qamar		08540044682	seemarazi2809@gmail.com
85	Dr. Prerna		9421551756	prernabarge1903@gmail.com
86	Himani Thakur	A-2461(J&KSDC)	7889915287	himani12353@gmail.com
87	Dr Yogesh Kale	A-7025	9890588705	dryogesh77@yahoo.com
88	Kirandeep Kaur		9855073481	kirandeepkaurjandu@gmail.com
89	Sphurti	A 8272	9960687255	sphurtimuglikar@gmail.com
90	Kirandeep kaur	1512	9855073481	kirandeepkaurjandu@gmail.com
91	Dr.Lakiful Islam	3386-A	7002170146	lakifulislam12@gmail.com
92	Dr. Parag Dhake	A-35835	9403410920	dhakeparag6@gmail.com
93	Bhavika Suri		9814355562	bhavikasuri1@gmail.com
94	Dr.Shailesh wange	A-20351	9545391111	shailreddy15287@gmail.com
95	Yogesh somwanshi	A21144	9773308095	yogesh.somwanshi9@gmail.com
96	shruti bhamare	A39535	09326061091	shrutibhamare24@gmail.com
97	Dr. Tejaswi Dattarao Tawde		9579741323	tejutawde24@gmail.com
98	Shradha Shashikant Ujankar	A-43019	9284534404	shraddhaujankar@gmail.com
99	Dr kalpana Barure	A 7511	09850144619	kalpanabarule@gmail.com
100	Suchita		7218991333	sulsuchita@gmail.com
101	Dr.Rohan Narwade	A-33949	8999556356	drrohanpatil25@gmail.com
102	Snehal Dhumal	A-28232	9753210287	drsnehald8@gmail.com
103	Dr.zeenat Begum Qeseem shaikh		9730343883	fq1497@gmail.com
104	Dr Amruta Karan Patil	A - 30795	+919146111124	amrutakhanapure58@gmail.com
105	Dr Prerna	A-38718	9421551756	prernabarge1903@gmail.com

106	NIKITA ANILKUMAR CHORDIYA	A-36233	08007939399	drnikitachordiya13@gmail.com
107	AmeY Panse	9689930396	09689930396	ampanse82@gmail.com
108	Dr Snehal Shivraj Kadge	A-26631	+917829774481	snehalkadge@gmail.com
109	Tambe Shruti		94219 29011	shruti147.st@gmail.com
110	Amol Badgire	A-17580	9960717444	amol.badgire@yahoo.com
111	Dr Anushree		7020721350	anuchandak4@gmail.com
112	Dr.Jayanti Ambegaonkar	A 3459	9970124390	drjayanti21@gmail.com
113	Dr. Ekta Srivastava	A-26649	9619345965	ektasrivastava.pedo@gmail.com
114	Naman		8954425944	naman.pahuja23@gmail.com
115	Dr. Supreet Shirolkar	A-36931	8369527492	drsupreetshirolkar@gmail.com
116	V.DEVISWAPNIKA	A21112	9492118444	swaapnikachowdary333@gmail.com
117	Bhavya Shah	A-38951	09702343157	bhavyashah751@gmail.com
118	Dr Dharini.V		8939768648	dharinivenkat1996@gmail.com
119	Dr.Snehasish Basu	4987A	+918197346750	basusnehasish@gmail.com
120	Seema Qamar		08540044682	seemarazi2809@gmail.com
121	Farheen	A0319	7993150105	drmfarheen@yahoo.co.in
122	Dr.Saheli Basu	A-5294	8777327477	bs_saheli@yahoo.com
123	Dr pratiksha puri	A_ 43605	9561157851	pratikshapuri0000@gmail.com
124	Akash Roy Chowdhury	6710 A	7389185205	roychowdhuryakash2014@gmail.com
125	Sourya Gupta	350/A	9570116710	Souryagupta94@gmail.com
126	Dr. Parikshit shivajirao Kadam	A-33676	+918600111949	paryaapsk@gmail.com
127	Souravi chattopadhyay	3324A	09123099428	souravi_89@yahoo.com

128	Dr RAMAN KUMAR		7889763836	ramanbangotra@gmail.com
129	Sravanthy B		9959723732	dr.sravanthypedo@gmail.com
130	Dr.Apurva	A-46317	9604616699	apurvaspawar22@gmail.com
131	DR.AJAY MADHUKAR SORATE	A-41437	07666771657	ajaysorate95@gmail.com
132	Snehal Dhore	A-28548	9970127364	drsnehaldhore.0714@gmail.com
133	Dr. Neeti Tatiya		7987959356	drneetitatiya@gmail.com
134	Sheetal Wamanrao Ade		07588794468	sheetalade153@gmail.com
135	Shriveni Rathod		8329784724	rathodshri37@gmail.com
136	Dr Janani Rajesh	45972A	9108768796	janra.anijesh@gmail.com
137	Sruthi Venu	25701	09846902586	sruthi.ydc@gmail.com
138	arisha jain		07986459397	arishajain390@gmail.com
139	Aditya Shendurse		8830953632	adityashendurse1997@gmail.com
140	Piyush Mantri		8380084240	ptmantri@gmail.com
141	Komal sharad shrikhande		8329847052	komal.shrikhande633@gmail.com
142	Soumya Revanasiddappa Kakkeri	20EA060	08073131616	soumyakakkeri@gmail.com
143	Rajani Magar		9588433244	rajanimagar007@gmail.com
144	Rutuja Ramesh Magar		9588433244	magarutuja129@gmail.com
145	Akash Bakal		9518542123	aakashbakal@gmail.com
146	Dr. Priya		8727826134	priyapushpakar@gmail.com
147	Dr Sandeep Dande	A- 20697	7350479999	sandeepdande85@gmail.com
148	Dr Sudhir Dumne	A-38925	08308655029	dumnesudhir@gmail.com
149	Maheshwary Mahavir Kamble		8605070775	maheshwary0211@gmail.com

150	Sujeet pal	A-42843	9545490444	palsujeet1234@gmail.com
151	Dr.Pema T L.		7063062510	lepchapema42@gmail.com
152	Dr.Isha		8847056202	rawatisha833@gmail.com
153	Dr. Heli Shah		7046460979	drhelishah19@gmail.com
154	Dr Nur Fatma		08126703980	drnurfatma@gmail.com
155	Disha Khandade		.	khandadedisha@gmail.com
156	Dr Shivani Singh	A-39836	9892085730	shivanisingh9324705232@gmail.com
157	Aishwarya Senthilkumar		9095191332	gettoaishu12@gmail.com
158	Yuthi Milit	5262 A	+918759901671	yuthi.milit@gmail.com
159	Yashikha.M	26821	9080569893	yashikha21@gmail.com
160	Dr. Yuthi Milit	5262 A	8759901671	yuthi.milit@gmail.com
161	vaishaki kamath	A - 3667	8329281187	vaishakikamath110@gmail.com
162	Dr. Shashank Deshpande	A39639	9987396073	shashank07rocks@gmail.com
163	Pallavi Jhavar	A-36075	9764308999	drpalsz11@gmail.com
164	Kimaya Kiran kade	A-3205	09404485066	kimaya2054@gmail.com
165	Dr. Hemeswari L		8787399297	Hememds26@gmail.com
166	Atasi	5109-A	08697197784	atasibonney@gmail.com
167	Dr. Vellanki Spoorthi		9581550414	spoorthivellanki@gmail.com
168	Bharati dewangan		7999725243	bhartidewangan112@gmail.com
169	Sakshi Runwal	A-42418	7276313186	sakshirunwal10@gmail.com
170	Bharati Dewangan		7999725243	bhartidewangan112@gmail.com
171	Dr. Ramya J R	27982	9585671481	ramyajr94@gmail.com

172	Menaka S	20EA004	9900263993	menakapriya108@gmail.com
173	Dr Rashmi Jain	A 36612	09405059494	jainrashmi488@gmail.com
174	Nikita pardhi		7741967416	pardhinikita18@gmail.com
175	Priya	20EA059	7406493657	belagal.priya@gmail.com
176	Dr Samruddhi Danave	A-38481	09145516974	samruddhidanve@gmail.com
177	Dr Samruddhi Danave	A-38481	09145516974	samruddhidanve@gmail.com
178	Dr.Anand Mahavir Mandlecha	A-37611	9762207622	mandlechaanand02@gmail.com
179	Dr. Priyanka Gupta	A-42855	8888672784	pg53514@gmail.com
180	Dr Anisha Nanda		9916530583	anishananda444@gmail.com
181	CHANDAN SINGH	2933/A	09405991232	drchandanmds@yahoo.com
182	Syed saif ali	40301	9604035566	dr.saifali07@gmail.com
183	Harshal Gaidhane	A-42905	9404310601	gaidhaneharshal76@gmail.com
184	jabin mohidhinkhan pathan	A-34751	8600951518	jabinpathan15@gmail.com
185	Dr.snehal ahire	A-43575	8999119708	snehalahire1903@gmail.com
186	Dr. Amba Vaidehi	6160/A	08863057460	vaidehiamba@gmail.com
187	Dr Neha	1971	9887047551	goyalneha57@gmail.com
188	Dr Deepak Purushottam Metha	A-13097	9860122652	drdeepakmetha@yahoo.co.in
189	Ningombam Miranda Devi	S-1425/21	7005266520	chanuningombam1234@gmail.com
190	Madhavi Galale	A- 36p31	09552066879	madhu98dj@gmail.com
191	Shubhada Rajendra Kadam	A-33950	8605914603	shubhadarkadam@gmail.com
192	Aishwarya Emmanuel	A-09391	8319444730	aishwaryaemmanuel0595@gmail.com
193	Dr. Swapnil Badjate	A13520	9422927978	dr.swapnilbadjate@gmail.com

194	Dr Aparna Dey	A/8320	+918102724618	drdeyaparna19@gmail.com
195	Madhavi Galale	A-36031	09552066879	madhu98dj@gmail.com
196	Dr. Shraddha Saikia		8178907730	shraddhasaikia95@gmail.com
197	Dr Shilpa Kendre	A-24456	9420685304	shilpabikkad80@gmail.com
198	Dr.Ashmita Kaur Chawla	08615	9754600011	ashmitachawla28@gmail.com
199	Rutuja Narwade		9404342078	rutunarwade11@gmail.com
200	Dr. Jaya Verma	248-A	9934047207	jverma7@gmail.com
201	Jyoti Dhayal	S-1380/21	9416563037	jyotidhayal2993@gmail.com
202	Lalita Singla		7425013498	drlalitasingla2017@gmail.com
203	Dr. Abhijit S. Gambhir	MSDC A-28204	9028628675	drabhijitgambhir@gmail.com
204	Dr. Vaibhav Gorakshanath Momale	A-35919	9421471434	vaibhavmomale@gmail.com
205	Anamika Ghodke	A-24019	9623880303	anamika3888@gmail.com
206	Palak bhagat	S-1012/19	9350193443	palakbhagat15@gmail.com
207	Arunima	7404/A	7870070737	arunimapathakbds@gmail.com
208	Seema Qamar		+918540044682	seemarazi2809@gmail.com
209	Nanmaran P N		+918667402080	pnnanmaran@gmail.com
210	Varsha Sangle	A-18374	9422330366	dr.varshadhas@gmail.com
211	Dr. Swati Singh	8100/A	9334717407	swatibidsh06@gmail.com


E-Content Development (Microsoft Team Training Session Part - II) **Program Report**

The Dental Education unit successfully conducted 'E-Content Development' Part –II programme on 17th October 2021 under the chairmanship of Dr. Anand Ambekar, Professor in the Orthodontics Department.

The Program was started at 11:00 am sharp at lecture hall with 'World Peace Prayer' as the tradition of the institute followed by felicitation of guest speaker Dr. Bhagwat Shelke Principal of the institute Dr. Suresh Kamble and the organizing chairman Dr. Anand Ambekar and the members of dental education unit. The introduction to the speaker was given Dr. Sujit Zadake, Lecturer, Dept. of Orthodontics and the session chaired by Dr. Omkumar Baghele, Professor, Dept. of Periodontics. The program was attended by 20 faculty members of the MIDSR Dental College, Latur.

The program was concluded by covenrer of the DEU Dr. Sujit Zadake with vote of thanks followed by 'Pasayappdan'.

Banner -



E:\Kaspersky\Us
development\DE

17/10/21

List of the participants-

MIDSR DENTAL COLLEGE, LATUR
E-CONTENT DEVELOPMENT PROGRAM (part - II)
Attendance List

Date:-17/10/2021

Sr. No.	Name of Faculty	Department	Signature
1	Dr. Anand Ambekar.	Orthodontics	
2	Dr. Sujit Redake.	Orthodontics	
3	Dr. Shilpa Kandle	pedo.	
4	Dr. Varsha Sangli	Oral Pathology	
5	Dr. Tatishkumar Joshi	Orthodontics	
6	Dr. Poonam Nagargoje	Oral surgery	
7	Dr. Venkatesh hangre	Oral surgery	
8	Dr. Praveen Phore.	Endodontics.	
9	Dr. Shrikant Kante.	pedodontics	
10	Dr. S. Badal.	Oral surgery	
11	Dr. Amal Doiphode.	Oral surgery	
12	Dr. Omkumar Baghel	periodontics	
13	Dr. Ajit Janekar.	prosthodontics	
14	Dr. Prizanka Lashne	OMPR	
15	Dr. Smita Chavale.	Oral pathology	
16	Dr. Pravin Masure.	Orthodontics	
17	Dr. Sandeep Jale.	prosthodontics.	
18	Dr. Vijayalaxmi	OMPR.	
19	Dr. Anupal Nagargoje.	Oral surgery	



MIDSR ALUMNI ASSOCIATION
WEBINAR 2020

Arranged By

Alumni Association

MIDSR Dental College, Latur

CHAIRMAN

Alumni Committee

PRINCIPAL

MIDSR Dental College

CONVENOR

Alumni Committee



MAEER PUNE'S
**MAHARASHTRA INSTITUTE OF
DENTAL SCIENCES AND RESEARCH,
(DENTAL COLLEGE)**



Vishwanathpuram, Ambajogai Road,
Latur – 413531 (M.S.) INDIA

Tel: 02382- 227703,227424

Email:

Fax: 02382-228063

principal@mitmidr.edu.in

Date: 2/02/2020

Circular

All Alumni Committee members, Alumni and students are informed that
Webinar series will be held as mentioned below :

Activity : Webinar lectures by our Alumni

Date :-15th May to 10th July

Time :-10:30 Am

We request all the Alumni committee members and Interns to attend the
program positively.

CHAIRMAN

Alumni Committee

PRINCIPAL

MIDSR Dental College

Copy to :

- 1. All members of Alumni Committee**
- 2. All Departments**
- 3. Alumni**

WEBINAR REPORT

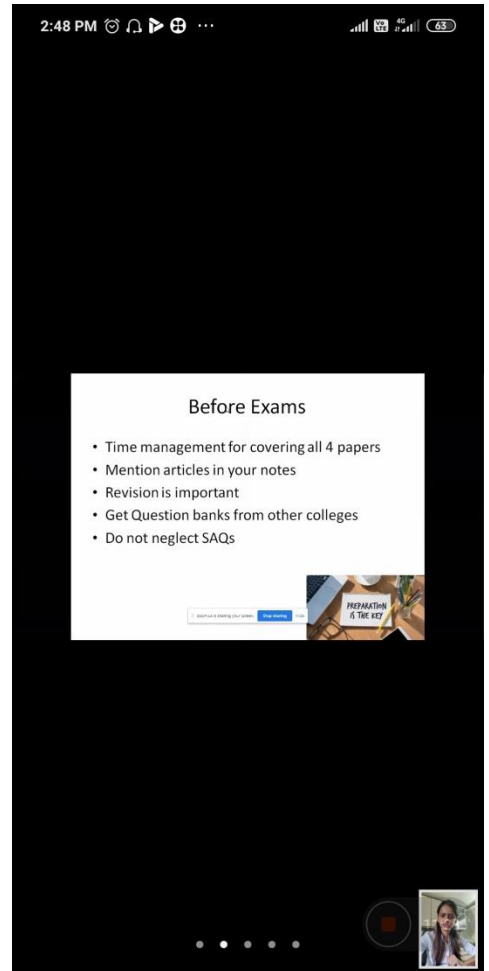
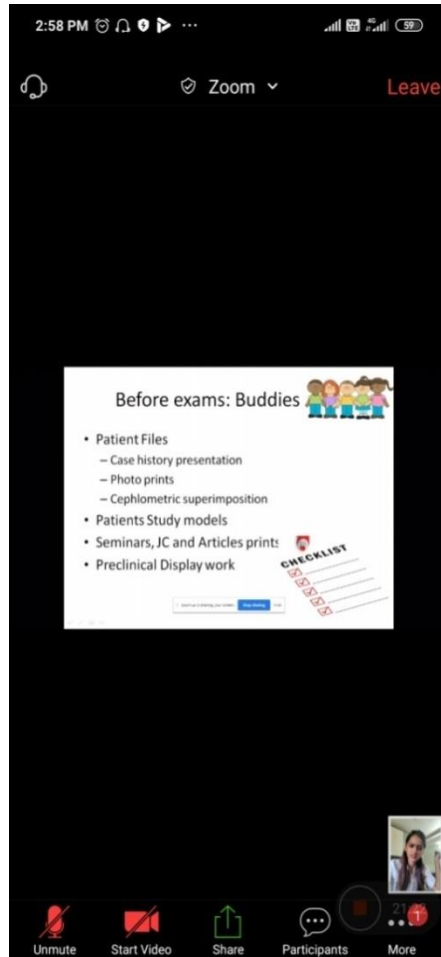
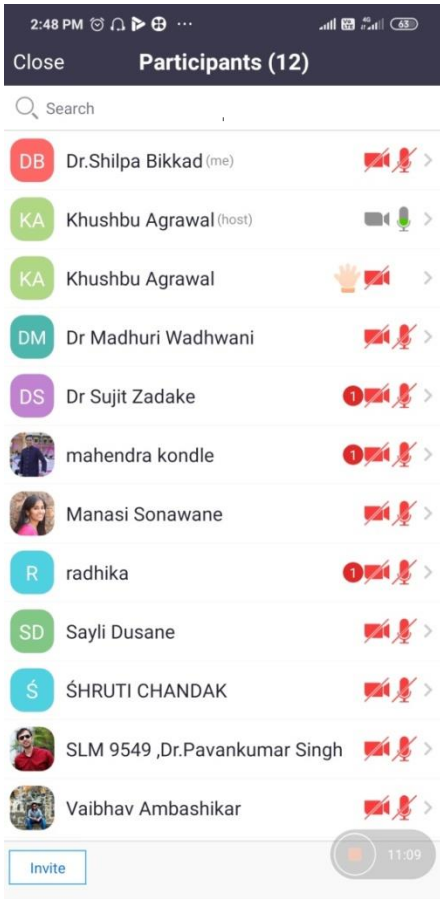
Alumni Committee organized a series of webinars to present selected knowledge and experiences from our pride alumni's for the UG students of MIDSAR. The objective of the webinar was to served both sides

- Awareness, information, guidance, motivation for UG students
- A platform for our alumni to be reconnected with MIDSAR as a guiding star.

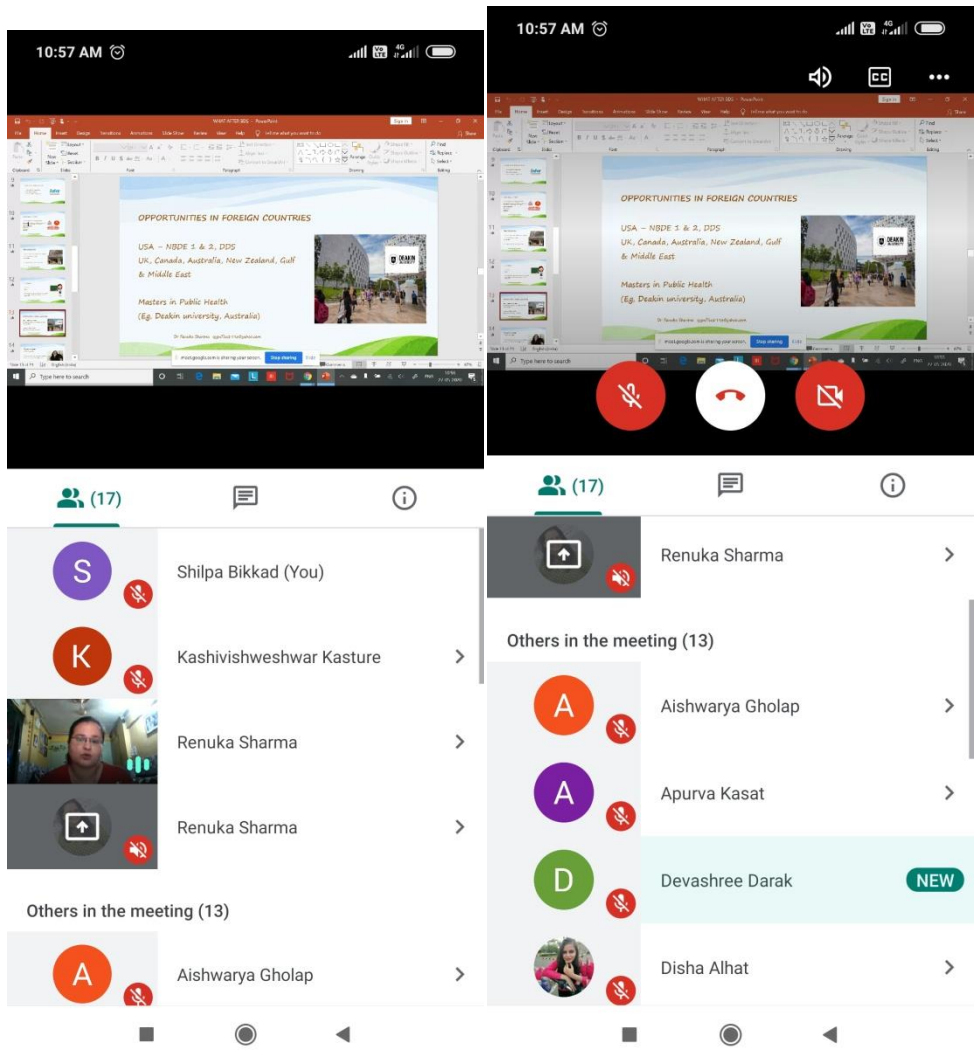
On appeal of chairman and convener alumni overwhelmed us with their huge response. Due to the limitations of time and availability of the topic of choice committee decided to conduct a slot of 6 webinars for now. Those who approached first were allotted the topics other interested alumni's will be given first preference in next slot.

After deciding the date and time comfortable for the students and speaker, time schedule circulated to all the departments of MIDSAR as well as groups of students. All the speakers awarded with e -certificate after the webinar.

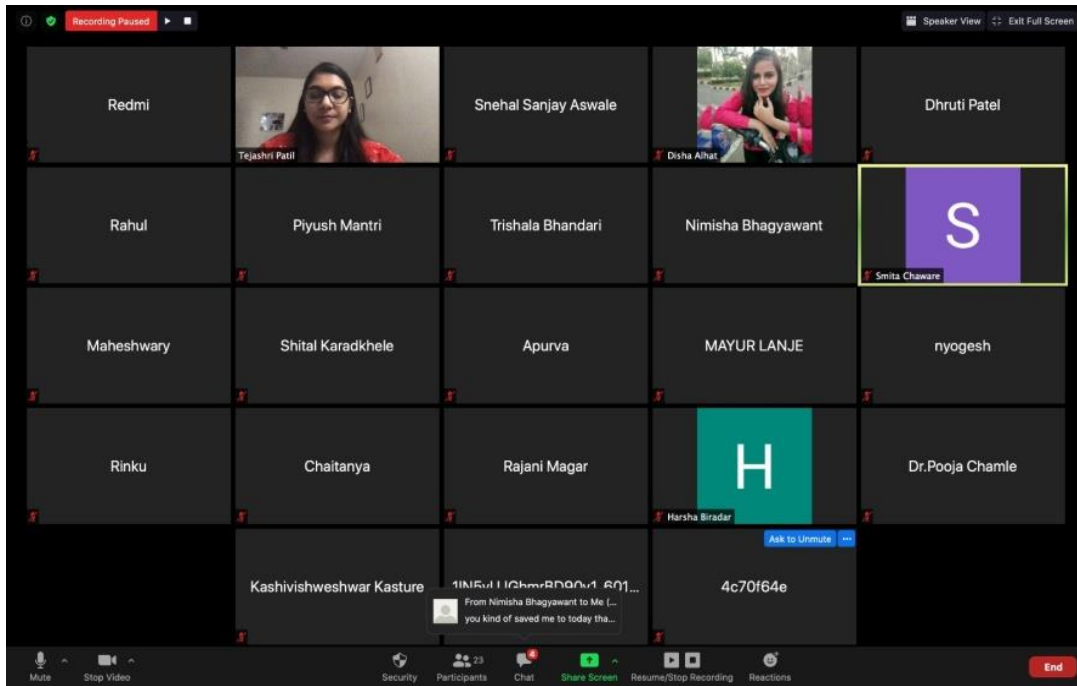
Sr. No.	Date	Name of Speaker	Subject
1	15-05-2020	Dr. Khushboo Agrawal	Exam Preparation
2	17-05-2020	Dr. Niharika Patalbansi`	NEET Preparation
3	18-05-2020	Dr. Jendi Shoeb	Exam Orientation
4	25-05-2020	Dr. Pawan Pawar`	Student Responsibilities
5	27-05-2020	Dr. Renuka Sharma	What After BDS Internship
6	10-06-2020	Dr. Tejashri Patil	Higher Education in foreign Countries



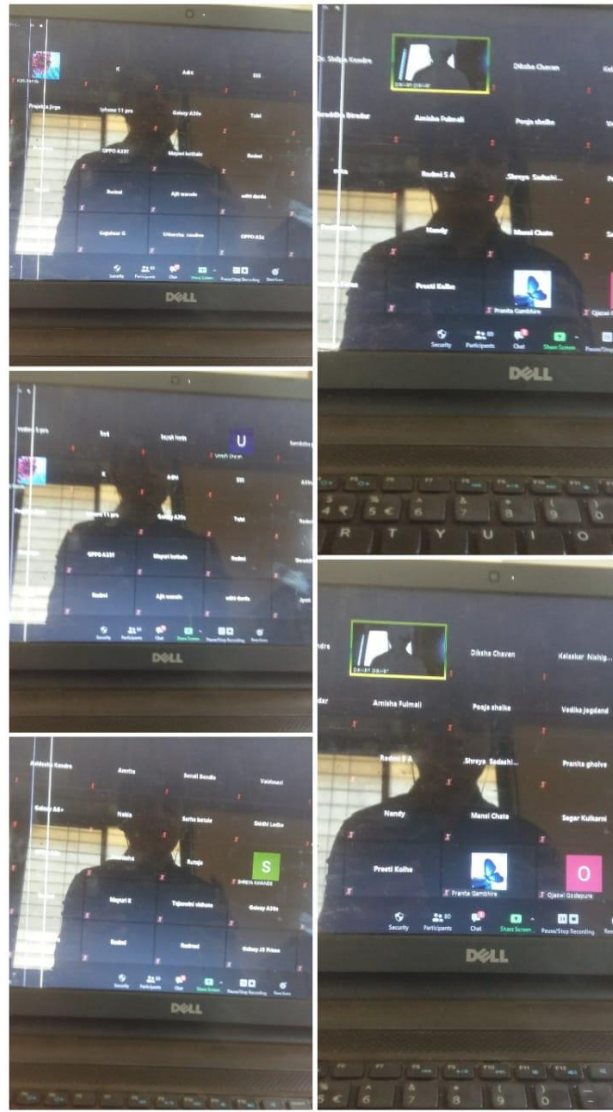
**Webinar on EXAM ORIENTATION by
Dr.Khushboo Agarwal for Orthodontic**



Webinar on WHAT AFTER BDS - by Dr. Renuka Sharma



webinar on HIGHER EDUCATION IN FORIGN COUNTRIES - by Dr. Tejashree Patil



Webinar on STUDENTS RESPONSIBILITIES - by Dr. Pawan Pawan



MAEER PUNE'S
**MAHARASHTRA INSTITUTE OF
DENTAL SCIENCES AND RESEARCH, LATUR**
(DENTAL COLLEGE & HOSPITAL)



Vishwanathpuram, Ambajogai Road,
Latur – 413531 (M.S.) INDIA

Tel: 02382- 227703,227424
Fax: 02382-228063

Email: midsr.latur@gmail.com
principal@mitmidsr.edu.in

Date-24/10/2021


Report of Webinars conducted by Alumni Committee


The Alumni Committee of MIDSR Dental College organized a Webinar on 21/10/2021 & 22/10/2021 through online platform from 10am to 2pm. Details of Webinar are as follows.

Sr No.	Name of Speaker	Topic	Date
1.	Dr Sharvaree Deshpande	Secrets of Swag Smiles	21/10/2021
2.	Dr Khushbu Agrawal	Digital Marketing in Dentistry- Bringing Patients Online to Offline	21/10/2021
3.	Dr. Renuka Sharma	What after BDS for Interns	22/10/2021
4.	Dr. Viresh Ayyagari	Ergonomics in Dentistry	22/10/2021

Seventy Two (72) Participants were present including Faculty members, PG Students and Interns of our College. the function started with World peace prayer, followed by introduction of speaker. These Lectures were moderated by Dr Sukanya & Dr Sujeet


Convener,
Alumni Committee


Principal
M.I.D.S.R. Dental College,
LATUR


Chairman,
Alumni Committee



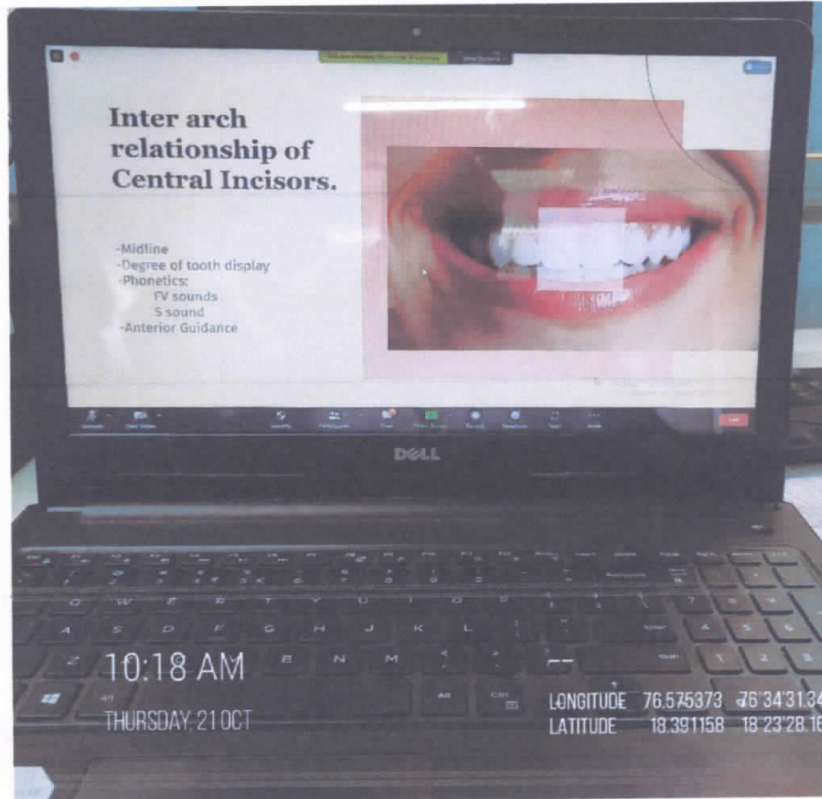
MAEER PUNE'S
**MAHARASHTRA INSTITUTE OF
DENTAL SCIENCES AND RESEARCH, LATUR**
(DENTAL COLLEGE & HOSPITAL)



Vishwanathpuram, Ambajogai Road,
Latur – 413531 (M.S.) INDIA

Tel: 02382- 227703,227424
Fax: 02382-228063

Email: midsr.latur@gmail.com
principal@mitmidsr.edu.in



"Secrets of Swag Smiles" Lecture by Dr Sharvaree Deshpande

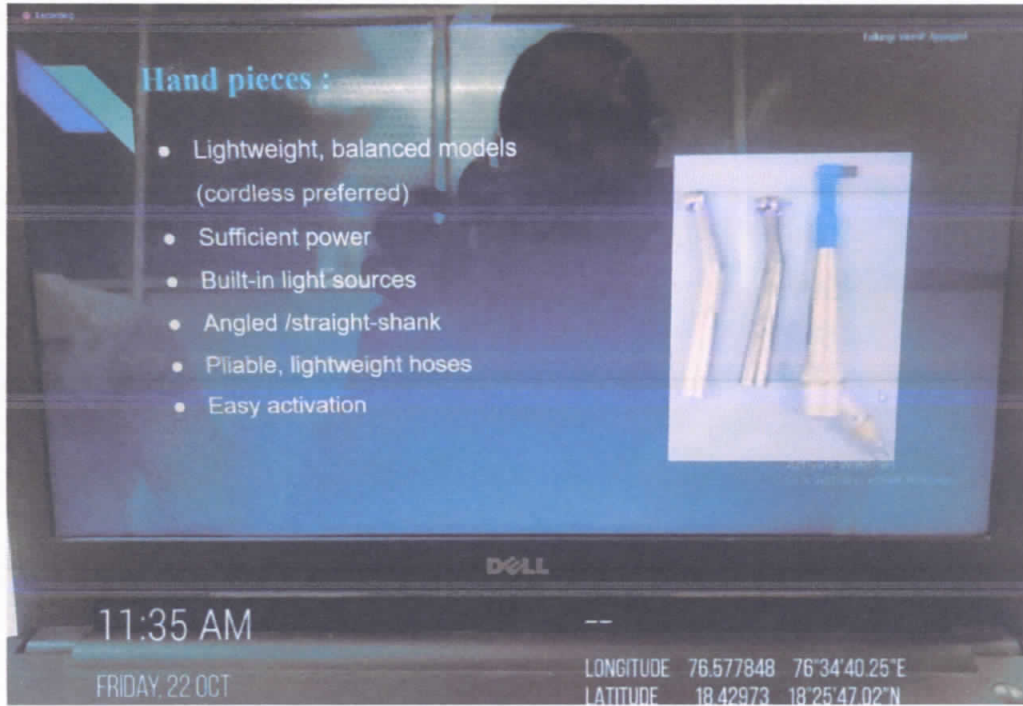


Vishwanathpuram, Ambajogai Road,
 Latur – 413531 (M.S.) INDIA

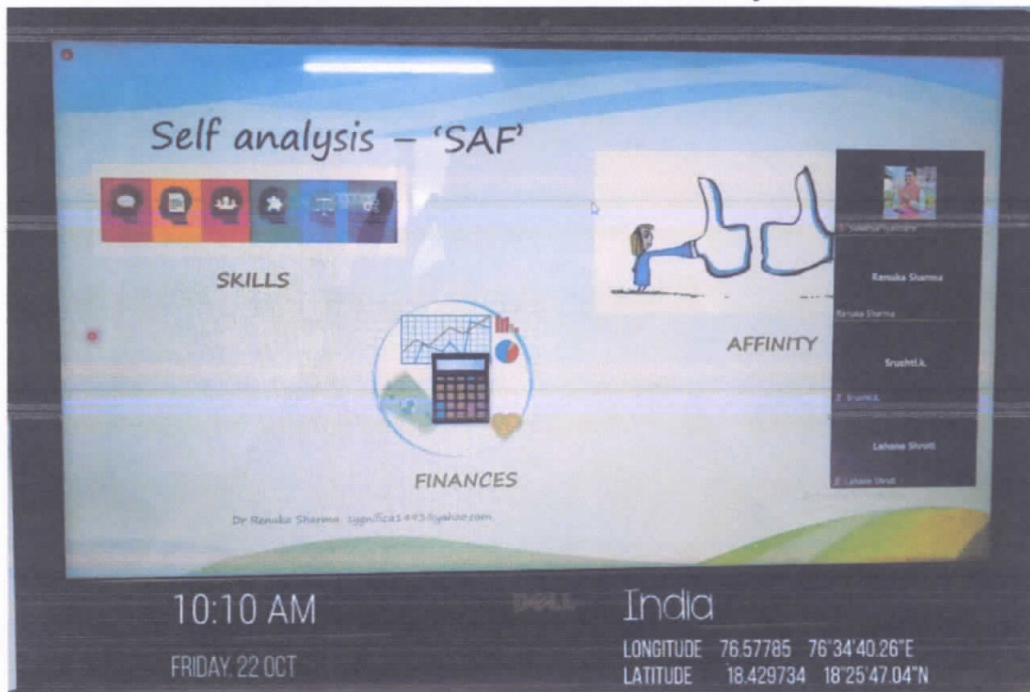
Tel: 02382- 227703,227424
 Fax: 02382-228063

Email: midsr.latur@gmail.com
principal@mitmidsr.edu.in

"Digital Marketing in Dentistry- Bringing Patients Online to Offline" by Dr Khushbu



"What after BDS for Interns" Lecture by Dr Renuka Sharma



"Ergonomics in Dentistry" Lecture by Dr Viresh Ayyagiri



MAEER PUNE'S

**MAHARASHTRA INSTITUTE OF DENTAL
SCIENCES & RESEARCH (DENTAL COLLEGE)**



Address : Vishwanathpuram Ambajogai Road,
Latur. 413531 (Maharashtra)

Tel : (02382) 228063, 227703,
227424
Fax : (02382) 228063

Email : principal@mitmidsr.edu.in
midsr.latur@gmail.com
Website : www.mitmidsr.edu.in

Personality and professional development

MIDSR Dental college, Latur
Anatomy (head and neck) MCQ

1. In the anterior view of the viscerocranium, which one of the following bones is single?
a. Nasal. b. Frontal. c. Lacrimal. d. Maxillary. e. Zygomatic.

2. What is the strongest bone among the bones of the face?
a. Nasal. b. Frontal. c. Maxillary. d. Zygomatic. e. Mandibular.

3. The superior orbital margin is formed by the ____ bone:
a. Frontal. b. Maxillary. c. Zygomatic. d. Ethmoidal. e. Sphenoidal.

4. Which part of the frontal bone contributes to the floor of the anterior cranial fossa?
a. Nasal. b. Squamous. c. Orbital plate. d. Maxillary process. e. Zygomatic process

5. Which part of the frontal bone articulates at the Pterion? a. Nasal. b. Squamous. c. Orbital plate. d. Maxillary process. e. Zygomatic process.

6. The metopic suture of the frontal bone normally disappears at about:
a. 2 months. b. 4 months. c. 5 years. d. 8 years. e. 15 years.

7. In the anterior cranial fossa, the cribriform plate is part of the ____ bone:
a. Frontal. b. Maxillary. c. Zygomatic. d. Ethmoidal. e. Sphenoidal.

8. In the walls of the orbit, the ethmoid bone contributes to the formation of the:
a. Medial orbital wall. b. Inferior orbital wall. c. Lateral orbital margin. d. Superior orbital margin. e. Floor of the orbital cavity.

9. The ____ artery exits the middle cranial fossa through the optic canal:
a. Buccal. b. Pterygoid. c. Masseteric. d. Ophthalmic. e. Deep temporal.

10. The Posterolateral fontanelle is located at the:
a. Inion. b. Pterion. c. Bregma. d. Lambda.

11. The presence of the fontanelles is due to the delayed ossification of the four angles of the ____ bone: a. Frontal. b. Parietal. c. Occipital. d. Sphenoid. e. Temporal.

12. The nerve that provides motor supply to the tongue emerges from the cranium through a canal in the ____ bone:
a. Nasal. b. Maxilla. c. Parietal. d. Lacrimal. e. Occipital.

13. What is the foramen located between the occipital bone and petrous part of temporal bone?
a. Condylar canal. b. Jugular foramen. c. Mastoid foramen. d. Foramen magnum. e. Hypoglossal canal.
14. The internal acoustic meatus is a canal within the ____ bone:
a. Occipital. b. Maxillary. c. Temporal. d. Sphenoid. e. Zygomatic.
15. The acoustic labyrinth is situated within the ____ part of temporal bone:
a. Petrous. b. Squamous. c. Tympanic. d. Styloid process. e. Zygomatic process.
16. The superior orbital fissure is a gap within the ____ bone:
a. Frontal. b. Parietal. c. Occipital. d. Sphenoid. e. Temporal.
17. What is the foramen located between the sphenoid bone and petrous part of temporal bone?
a. Foramen ovale. b. Jugular foramen. c. Foramen lacerum. d. Foramen rotundum. e. Foramen spinosum.
18. The internal carotid artery passes across the foramen _____ to the cranium:
a. Ovale. b. Lacerum. c. Magnum. d. Spinosum. e. Rotundum.
19. Foramen spinosum is located in the ____ of sphenoidal bone:
a. Body. b. Lesser wing. c. Sella turcica. d. Greater wing. e. Pterygoid plates.
20. What is the nerve that passes through foramen rotundum?
a. Olfactory. b. Maxillary. c. Mandibular. d. Ophthalmic. e. Vestibulocochlear.
21. The mandibular division of the trigeminal nerve exits the skull through:
a. Foramen ovale. b. Foramen lacerum. c. Foramen spinosum. d. Foramen rotundum. e. Superior orbital fissure.
22. Which part of sphenoid bone ossifies by intramembranous ossification?
a. Body. b. Lesser wing. c. Sella turcica. d. Greater wing. e. Pterygoid plates.
23. Scaphocephaly results from premature closure of the ____ suture:
a. Sagittal. b. Coronal. c. Lambdoid. d. Parietomastoid. e. Sphenosquamosal.
24. The Axis is an atypical cervical vertebra because of the:
a. Lack of body. b. Presence of longest spine. c. Presence of the odontoid process. d. Absence of foramen transversarium. e. Presence of lateral mass on each side.

25. The absence of a body makes the ___ vertebra atypical: a. 1 st cervical. b. 2 nd cervical. c. 3 rd thoracic. d. 4 th thoracic. e. 5 th lumbar.
26. The foramen transversarium of the _____ cervical vertebra does not transmit the vertebral artery.
27. What is the axis of the Atlantoaxial Joints during their movement?
a. Odontoid process. b. Occipital condyles. c. Lateral mass of C1. d. Lateral mass of C2. e. Anterior arch of C1.
28. The hyoid bone is connected to the scapula through ___ muscle:
a. Omohyoid. b. Mylohyoid. c. Stylohyoid. d. Geniohyoid. e. Sternohyoid.
29. Which one of the following vessels is located just deep to platysma?
a. External jugular vein. b. External carotid artery. c. Common carotid artery. d. Internal carotid artery. e. Internal jugular vein.
30. The platysma is innervated by the ___ nerve:
a. Facial b. Accessory c. Trigeminal d. Glossopharyngeal e. Transverse cervical
31. Which one of the following ligaments is a thickened part of investing layer of the deep cervical fascia?
a. Thyrohyoid. b. Spuraspinous. c. Cricothyroid. d. Stylomandibular. e. Ligamentum flavum.
32. Sternocleidomastoid muscle is completely surrounded by the:
a. Carotid sheath. b. Investing layer. c. Superficial fascia. d. Pretracheal fascia. e. Prevertebral fascia.
33. The ligament that suspends the hyoid bone to digastric muscle is derived from _____?
a. Carotid sheath. b. Superficial fascia. c. Pretracheal fascia. d. Prevertebral fascia. e. Thyrohyoid membrane.
34. Which one of the following ligaments of the neck limits hyperextension?
a. Nuchal ligament. b. Ligamentum flavum. c. Interspinous ligaments. d. Intertransverse ligaments. e. Anterior longitudinal ligament.
35. What is the layer that overlies the phrenic nerve?
a. Platysma. b. Superficial fascia. c. Pretracheal fascia. d. Prevertebral fascia. e. Investing layer of deep fascia.
36. Pus in _____ space of the neck passes as downward as the superior mediastinum.

- a. Submental. b. Prevertebral. c. Submandibular. d. Parapharyngeal. e. Reteropharyngeal.
37. Moving the head so that the face looks upwards and to the left is a movement produced by the:
- a. Platysma. b. Left trapezius only. c. Right geniohyoid only. d. Right sternocleidomastoid. e. Posterior belly of digastric.
38. The neck is divided into anterior and posterior triangles using ____ muscle as land mark:
- a. Trapezius. b. Sternohyoid. c. Scalenus anterior d. Sternocleidomastoid. e. Anterior belly of digastric.
39. The _____ triangle of the neck lies between the anterior bellies of digastric muscles.
- a. Occipital. b. Posterior. c. Muscular. d. Submental. e. Submandibular.
40. The posterior triangle is divided into two triangles by the ____ muscle:
- a. Digastric. b. Trapezius. c. Omohyoid. d. Mylohyoid. e. Sternohyoid.
41. Stab wound directed into submandibular triangle may lead to:
- a. Ptosis of the eye. b. Drop of the shoulder. c. Deviation of the mouth. d. Deviation of the tongue. e. Tilting of the head to the same side.
42. Roots of cervical plexus pass anterior to _____ muscle.
- a. Scalenus medius. b. Scalenus anterior. c. Scalenus posterior. d. Semispinalis capitis. e. Sternocleidomastoid.
43. The nerve point of the neck is at the middle of the posterior border of the _____ muscle.
- a. Trapezius. b. Omohyoid. c. Sternohyoid. d. Sternothyroid. e. Sternocleidomastoid.
44. What is the cutaneous branch of the cervical plexus that crosses over the sternocleidomastoid muscle?
- a. Phrenic. b. Great auricular. c. Supraclavicular. d. Lesser occipital. e. Transverse cervical.
45. The branch from the hypoglossal nerve that supplies thyrohyoid muscle is actually derived from _____
- a. C1. b. C2. c. C3. d. C4. e. C5. 46. Inferior root of Ansa hypoglossi is derived from: a. C1. b. C2 and C3. c. C4 and C5. d. C6 and C7. e. C8.
47. The inferior root of ansa cervicalis spirals around the: a. Subclavian artery. b. Internal jugular vein. c. External jugular vein. d. Internal carotid artery. e. External carotid artery.
48. Which one of the following branches from the cervical plexus is mixed (motor and sensory)?

a. Phrenic. b. Great auricular. c. Supraclavicular. d. Lesser occipital. e.

49. The _____ nerve from the cervical plexus supplies the skin over the acromion process of the scapula:

a. Phrenic. b. Supraclavicular. c. Great auricular. d. Lesser occipital. e. Transverse cervical.

50. A patient had lost cutaneous sensation over the angle of the mandible, which nerve is most likely damaged?

a. Mandibular. b. Ophthalmic. c. Great auricular. d. Auricotemporal. e. Supra clavicular.

MIDSR Dental college, Latur
Biochemistry MCQ

1. Before prescribing protein-containing parenteral feeding to a patient, a doctor sent the patient's blood to a laboratory to determine the electrophoretic spectrum of proteins. What physicochemical properties of proteins is this method based on?
A. Viscosity B. Presence of charge C. Inability to denaturation D. Solubility and capacity for swelling E. Optical activity.
2. Hemoglobin of an adult person is a tetramer consisting of two identical α - and two identical β polypeptide chains. What is this kind of the protein structure called?
A. Primary B. Secondary C. Tertiary D. Quaternary E. Peptide.
3. The conjugated proteins necessarily contains special component as a non-protein part. Choose the substance that can't carry out this function:
A. Thiamine pyrophosphate B. HNO_3 C. ATP D. AMP E. Glucose
4. Different functional groups can be present in the structure of L-amino acid's radicals. Identify the group that is able to form ester bond: A. $-\text{COOH}$ B. $-\text{OH}$ C. $-\text{SH}$ D. $-\text{NH}_2$ E. $-\text{COH}$
5. Which of the listed proteins are simple: A. Albumins B. Hemoglobin C. Casein D. Myoglobin E. Chlorophyll
6. The stability of primary structure of proteins is supported by one of these bonds. Which?
A. Ionic B. Esteric C. Hydrogen D. Peptide E. Disulfide.
7. Watson and Crick states that the double helix of DNA is stabilized by the bonds between complementary nitrogenous bases. Which bonds are maintain double helical structure of DNA?
A. N-glycosidic B. Phosphodiester C. Ester D. Hydrogen E. Disulfide
8. Where can DNA be found in the cell:
A. Only in the nuclei B. Only in mitochondria C. In nuclei and ribosomes D. In all parts of the cell E. In the nuclei and mitochondria.
9. Name the most important lipid components of the cell membrane: A. Triacylglycerols B. Steroids C. Phospholipids D. Glycolipids E. Sphingolipids.
10. What are the monomers of proteins:
A. Nucleotides B. Sugars C. Carbonic acids D. Fatty acids E. Amino acids
11. Proteins digestion in the stomach constitutes the initial stage of protein destruction in a human digestive tract. Name the enzymes, which take part in the protein digestion in the stomach.
A. Chymotrypsin and lysozyme. B. Trypsin. C. Pepsin and gastrin. D. Enteropeptidase and elastase. E. Carboxypeptidase and aminopeptidase.
12. In human saliva there is an enzyme that renders potent bactericidal action due to the ability to destroy peptidoglycans of the bacterial wall. Name this enzyme
A. Phosphatase. B. α -Amylase. C. Trypsin. D. Lysozyme. E. Ribonuclease.
13. In human saliva there is an enzyme able to hydrolyze the α -1,4-glycosidic bonds in the molecule of starch. Name this enzyme.
A. α -Amylase. B. Phosphatase. C. Fructofuranosidase. D. β -Galactosidase. E. Lysozyme.

14. Enzymes are the catalysts of protein nature. Name the property of enzymes which is not presented at the inorganic catalysts:
 A. Ability to the denaturation B. Wide specificity C. Inert to chemical substrates D. Big half-life E. Ability to lowering the energy to activate the reaction.
15. Some terms are used for the description of non-protein part of an enzyme. Point out the term of non-protein part, which easily dissociates from polypeptide chain:
 A. Apoenzyme B. Coenzyme C. Prosthetic group D. Cofactor E. Metal ions.
16. What is the chemical nature of enzymes?
 A. Carbohydrates B. Lipids C. Proteins D. Nucleic acids E. Polysaccharides.
17. A substrate molecule is splitted upon enzyme action, and the water is used for the product's structure formation. Name the enzyme class:
 A. Oxidoreductase B. Hydrolase C. Lyase D. Ligase E. Isomerase.
18. A qualitative composition of product's molecule is completely identical to substrate's one, but the structure is different. Name the enzyme class:
 A. Oxidoreductase; B. Hydrolase C. Lyase D. Ligase E. Isomerase.
19. How many classes of enzymes are there? A. 4 B. 5 C. 6 D. 7 E. 9.
20. What kind of reactions is catalyzed by hydrolases?
 A. Hydrolytic cleavage of substrates B. Transfer of hydrogen atoms between substrates C. Addition to double bonds D. Formation of bonds with ATP cleavage E. Transposition of functional groups between substrates.
21. Only one factor can influence the charge of amino acid radicals in the active centre of enzyme. Name this factor:
 A. The presence of a competitive inhibitor B. The surplus of a product C. pH medium D. Pressure E. Temperature
22. The formation and secretion of trypsin is disturbed in case of pancreas diseases. The hydrolysis of which of the following substances is impaired in this case?
 A. Proteins. B. Lipids. C. Carbohydrates. D. Nucleic acids. E. Phospholipids.
23. A newborn develops dyspepsia after the milk feeding. When the milk is substituted by the glucose solution the dyspepsia symptoms disappear. The newborn has the subnormal activity of the following enzyme:
 A. Amylase B. Maltase C. Invertase D. Isomaltase E. Lactase.
24. If the temperature of incubating environment is raised from 0° C up to 40° C the activity of human enzymes is usually increased. Find the cause of this change:
 A. The probability of ES complex formation is increased B. A denaturation of enzymes occurs C. The enzyme molecular charge changes D. The substrate molecular charge changes E. Enzyme action specificity increase.
25. The optimal pH for enzymes of cell cytoplasm varies from 7,2 to 7,6. Point out possible changes in the structure of active site of such enzymes at pH-7,0:
 A. Changes are not present B. Radicals of amino acids get negative charge C. Neutralization of negatively charged radicals D. Formation of ester bonds between radicals E. Destruction of the active center

26. Succinate dehydrogenase catalyses the dehydrogenation of succinate. Malonic acid $\text{HOOCCH}_2\text{COOH}$ is used to interrupt the action of this enzyme. Choose the inhibition type:
 A. Limited proteolysis B. Competitive C. Non-competitive D. Dephosphorylation E. Allosteric.
27. A structural analogue of vitamin B2 - acrichine - is prescribed in case of enterobiosis. The inhibition of what enzymes of microorganisms does this preparation cause?
 A. Cytochrome oxidase B. FAD-dependent dehydrogenases C. Peptidases D. NAD-dependent dehydrogenases E. Amino transferases.
28. Potassium cyanide is a very dangerous poison that causes instantaneous death of a human organism. What mitochondrial enzyme is affected by potassium cyanide?
 A. Cytochrome P450. B. Flavine enzymes. C. Cytochrome b. D. NAD^+ -dependent dehydrogenases. E. Cytochrome oxidase (cytochrome aa3).
29. What medicines should be prescribed to a patient with acute pancreatitis to prevent pancreas autolysis?
 A. Proteases activators B. Proteases inhibitors C. Trypsin D. Chymotrypsin E. Amylase.
30. In the practice of alcoholism treatment, the use of desulphiram, which is the inhibitor of acetaldehyde dehydrogenase, is widespread. The increase of what metabolite in blood results in the evolving of disgust to alcohol?
 A. Methanol B. Ethanol C. Malonic dialdehyde D. Propionic aldehyde E. Acetic aldehyde.
31. During the necropsy of a 20-year-old girl a pathologist concluded that the death of the patient had resulted from poisoning by cyanides. The activity of what enzyme is mostly inhibited by cyanides?
 A. Malate dehydrogenase. B. Cytochrome oxidase. C. Heme synthase. D. Aspartate aminotransferase. E. Carbamoyl phosphate synthetase.
32. Treatment course of bacterial pneumonia included benzylpenicillin sodium salt. What is the mechanism of its antimicrobial action?
 A. Inhibition of the intracellular protein synthesis B. Inhibition of the SH enzyme groups of the microorganisms C. Inhibition of cell wall synthesis of the microorganism D. Inhibition of the cholinesterase activity E. Antagonism with the paraaminobenzoic acid.
33. Some infectious diseases caused by bacteria are treated with sulfanilamides which block the synthesis of bacteria growth factor. What is the mechanism of their action?
 A. They are antivitamins of para-amino benzoic acid B. They inhibit the absorption of folic acid C. They are allosteric enzyme inhibitors D. They are involved in redox processes E. They are allosteric enzyme activators.
34. A 42-year man suffering from gout has increased level of uric acid in the blood. Allopurinol was prescribed to decrease the level of uric acid. Competitive inhibitor of what enzyme is allopurinol?
 A. Xanthineoxidase B. Adenosinedeaminase C. Adeninephosphoribosiltransferase D. Hypoxantinphosphoribosiltransferase E. Guaninedeaminase
35. Inhibitor of succinate dehydrogenase is:
 A. sulfa drugs. B. cyanides C. succinic acid D. organophosphate compounds E. malonic acid.
36. Hydrochloric acid activates: A. lipase B. amylase C. trypsin D. pepsin E. sucrase. 12.
 What inhibitors have bacteriostatic action?
 A. arsenic acid B. cyanides C. sulfa drugs D. organophosphate compounds E. malonic acid.
37. Inhibitor of acetylcholinesterase is:

- A. sulfa drugs B. cyanides C. arsenic acid D. organophosphate compounds E. malonic acid.
38. Inhibitor of cytochrome oxidase is: A. sulfa drugs B. cyanides C. heavy metals D. organophosphate compounds E. malonic acid.
39. What inhibitors are nerve toxins? A. penicillins B. aspirin C. sulfa drugs D. organophosphate compounds E. malonic acid.
40. Inhibitors of folic acid synthesis is: A. heavy metals B. cyanides C. sulfa drugs D. organophosphate compounds E. malonic acid.
42. Bile acids activate: A. lipase B. amylase C. trypsin D. pepsin E. sucrase.
43. What inhibitors are belonging to pesticides? A. arsenic acid B. cyanides C. sulfa drugs D. organophosphate compounds E. malonic acid.
44. Sodium chloride activates: A. lipase B. amylase C. trypsin D. pepsin E. sucrase.
45. What inhibitor has anti-inflammatory action? A. arsenic acid B. penicillin C. sulfa drug D. aspirin E. malonic acid.
46. Instant death occurs due to cyanide poisoning. What is the biochemical mechanism of cyanides' unfavorable action at the molecular level? A. Inhibition of cytochrome oxidase B. Chemical bonding to the substrates of citric acid cycle C. Blockage of succinate dehydrogenase D. Inactivation of oxygen molecule E. Inhibition of cytochrome b.
47. A competitive inhibitor of an enzyme: A. Increases K_m but does not affect V_{max} B. Decreases K_m but does not affect V_{max} C. Increases V_{max} but does not affect K_m D. Decreases V_{max} but does not affect K_m E. Decreases both V_{max} and K_m .
48. What is competitive inhibitor of succinate dehydrogenase: A. Fumarate B. Alanine C. Succinate D. α - Ketoglutarate E. Malonate.
49. What is the mechanism of inhibition of folic acid synthesis by sulfanilamide drugs? A. Irreversible B. Enzyme denaturation C. Competitive D. Noncompetitive E. Binding to allosteric site of enzyme.
50. For the treatment of tuberculosis isoniazid – structural analog of nicotinamide and pyridoxine – is prescribed. Which type of inhibition is caused by isoniazid? A. Irreversible B. Competitive C. Noncompetitive D. Uncompetitive E. Allosteric.



**MAEER'S MIT PUNE
MAHARASHTRA INSTITUTE OF DENTAL
SCIENCES AND RESEARCH, LATUR**



Department of Periodontics

Date:
23rd & 24th Nov
2020

**PRACTICE MANAGEMENT
COURSE – LEARN TO EARN**



DR. SURESH KAMBLE
PRINCIPAL

DR. VISHNUDAS BHANDARI
PROF & HOD

DR GAURI UGALE
Course Coordinator

DR. MUKESH ARADLE
Treasurer



DAY 1: 23rd November 2020

Module	TIME	TOPIC	SPEAKER
Module 1	9 AM -10 AM	BDS scenario today	Dr. Vishnudas Bhandari
	10 AM – 11 AM	Soft skill and domain skill	Dr. Gauri Ugale
	11 AM -12 AM	SWOT analysis	Dr. Mukesh Aradle
	12 PM – 1 PM	Self image and goal setting	Dr. Vishnudas Bhandari
Module 2	2 PM – 3 PM	Presentation skill	Dr. Vishnudas Bhandari
	3 PM – 4 PM	Time management	Dr. Mukesh Aradle
	4 PM – 5 PM	To avoid competition be different	Dr. Vishnudas Bhandari
	5 PM – 6 PM	Value Addition	Dr. Gauri Ugale



DAY 2 : 24th November 2020

Module	TIME	TOPIC	SPEAKER
Module 3	9 AM -10 AM	Marketing Strategies	Dr. Mukesh Aradle
	10 AM – 11 AM	Price Objections and Negotiations	Dr. Vishnudas Bhandari
	11 AM - 1 PM	Upgradation of Clinic and Knowledge	Dr. Gauri Ugale
Module 4	2 PM – 4PM	Financial Management	Dr. Mukesh Aradle
	4 PM – 5 PM	Develop Good Habit	Dr. Gauri Ugale
	5 PM – 6 PM	Delegation	Dr. Vishnudas Bhandari

MIDSR Dental College and Hospital, Latur



Registration fees:—
Rs.799 Only

For Further Details Kindly Contact
Dr. Gauri Ugale- 9130009068
Dr. Mukesh Aradle- 7588389620

MIDSR DENTAL COLLEGE, LATUR
ENTRANCE EXAM STUDENT MARK LIST
 Department of Community

Sr No	Roll No	Name	Marks
1	151607	Bhalke Vasudha	47
2	151629	Babare Madhuri	53
3	151608	Bhore Pooja	42
4	151612	Bobade Laxmi	49
5	151610	Birajdar Revati	52
6	151616	Dhumal Anuja	65
7	151622	Jadhav Shweta Sarang	57
8	151631	Lahane Preeti	57
9	151633	Mane Vaidehi Rajabhau	51
10	161632	Mane Anjali Kishanrao	56
11	151636	Math Anushka	56
12	151637	Narwade Rohan Sandipan	53
13	151640	Patalbansi Niharika	61
14	151641	Patil Aditi	54
15	151643	Patil Swati Upmanyu	62
16	151644	Pawan Pawar	52
17	151645	Phad Sheetal	42
18	151651	Satpute Komal	59
19	151652	Sawane jyoti	49
20	151653	Sayyad Sumaiya	57
21	151655	Shaikh MD Arshadullah	46
22	151661	Suryawanshi Ashwini Subhashrao	47
23	151665	Vhanale Dipali Vitthalrao	47
24	151669	Patil Utkarsha	54

Attendance Sheet

Sr No	Roll No	Name	Exam	Discussion
1		<i>Alure Sriprasad</i>		
2	151602	Abhange Sonali		
3	151601	Awasare Priyanka		
4	151616	Dhumal Anuja		
5	151606	Baheti Meghna		
6	151607	Bhalke Vasudha	<i>Basudha</i>	
7	151608	Bhore Pooja	<i>Pooja</i>	
8	151610	Birajdar Revati	<i>Revati</i>	
9	151612	Bobade Laxmi	<i>(Blammi)</i>	
10	151611	Biyani Ramankumar		
11	151613	Celestine Wilson		
12	151614	Deshmukh Radhika		
13	151615	Dhage Yogita Tryambakrao		
14	151618	Gaikwad Mayuri		
15	151619	Gambhire Swati		
16	151620	Ghadge Sanjana		
17	151621	Gutte Swati		
18	151622	Jadhav Shweta Sarang	<i>Shweta</i>	
19	151626	Kapse Pooja		
20	151627	Kapse Sanket		
21	151628	Khanapur Pooja		
22	151629	Kolikar Neha		
23	151630	Kulkarni Ganesh		
24	151631	Lahane Preeti	<i>Preeti</i>	
25	151632	Mane Anjali Kishanrao	<i>Ani</i>	
26	151633	Mane Vaidehi Rajabhau	<i>Vaidehi</i>	
27	151634	Math Anusha Arvind	<i>Anusha</i>	
28	151635	Nagargoje Tanvi		
29	151636	Narale Pooja Rajendra		
30	151637	Narwade Rohankumar Sandipan	<i>Rohankumar</i>	
31	151638	Pandharikar Richa		
32	151639	Pandharpure Sheetal		
33	151640	Patalbansi Niharika	<i>Niharika</i>	
34	151641	Patil Aditi	<i>Aditi Patil</i>	
35	151643	Patil Swati Upmanyu	<i>Swati Patil</i>	
36	151669	Patil Utkarsha	<i>Utkarsha Patil</i>	
37	151644	Pawan Pawar	<i>Pawan</i>	
38	151645	Phad Sheetal	<i>Sheetal</i>	
39	151646	Randive Pallavi		

40	151647	Rodge Manasvi		
41	151651	Satpute Komal		
42	151650	Sangle Shrirang	<i>M. S. Sangle</i>	
43	151652	Sawane jyoti		
44	151653	Sayyad Sumaiya	<i>Sayyad Sumaiya</i>	
45	151654	Shaikh Afsiya H		
46	151655	Shaikh MD Arshadullah	<i>Shaikh MD Arshadullah</i>	
47	151658	Sharma Anju		
48	151660	Somatkar Ruchita		
49	151661	Suryawanshi Ashwini Subhashrao	<i>Ashwini</i>	
50	151662	Tak Ashwini		
51	151664	Tiwari Vinay		
52	151663	Thakre Rakhi		
53	151665	Vhanale Dipali Vitthalrao	<i>Vhanale</i>	
54	151666	Vyavhare Muktabai		
55	151667	Waghmare Pooja Arun		
56	151628	Khanapure Pooja		

57 151616 Dhurmal Anuja.

Dhurmal Anuja

58 151629 Babane Madhuri M.

Babane Madhuri M.

MIDSR DENTAL COLLEGE
DEPARTMENT OF PUBLIC HEALTH DENTISTRY

- the principles of yang & yin belongs to
 Indian Medicine
 Mesopotamian Medicine
 Chinese Medicine
 Greek Medicine
- World's first organized body of dental knowledge:
 Indian Medicine
 Greek Medicine
 Chinese Medicine
 Roman Medicine
- Which one of the following disease is often called as the "Father of Public Health"
 Plague
 Malaria
 Typhoid
 Cholera
- Which of the following fruits is made of fresh and vegetables for prevention of scurvy was given by:
 John Snow
 James Lind
 William Budd
 Walter Reed
- Which concept of health in Ayurvedic Medicine is a state of
 Four primary humors
 Three primary humors
 Five primary humors
 None of the above
- Which of the following dimension is not included in the WHO definition
 Physical wellbeing
 Occupational wellbeing
 Mental wellbeing
 Social wellbeing
- Which good indicator of the availability, utilization & effectiveness of health care services in a country is
 Maternal mortality rate
 Hospital bed occupancy rate
 Infant mortality rate
 Disability adjusted life years (DALY)
- Which index is
 Expectation of life free of disability
 Expectation of life at birth
 Expectation of life at 1 year of age
 Average life expectancy
- Which ideal health indicator should be
 Sensitive
 Specific
 Relevant
 All of the above
- Which morbidity in a community can best be estimated by
 Active surveillance
 Sentinel surveillance
 Passive surveillance
 None of the above
- Which of the following is not a primary prevention
 Pulse polio immunization
 Vitamin A supplementation
 Breast self-examination for tumor
 Isoniazid to a baby breastfed by a sputum positive tubercular mother
- Which is the most effective approach to promote public health is
 Regulatory Approach
 Educational Approach
 Service/Administrative approach
 All of the above
- Choose the correct sequence in order of occurrence
 Disease -> Handicap -> Disability -> Impairment
 Impairment -> Disease -> Disability -> Handicap
- c) Disease -> Impairment -> Disability -> Handicap
 d) Disease -> Disability -> Handicap -> Impairment
- 14) The epidemiological triad is consist of
 a) Agent, host & time
 b) Agent, host & environment
 c) Agent, cost & environment
 d) Both a & b
- 15) Sickness is a state of
 a) Social dysfunction
 b) Subjective state of a person feeling unwell
 c) Impaired physiological function
 d) Impaired psychological function
- 16) Who is known as 'First True Epidemiologist' in history of medicine?
 a) John Snow
 b) Hippocrates
 c) James Lind
 d) Joseph Lister
- 17) Father of Indian Surgery is:
 a) Dhanvantari
 b) Charaka
 c) Susruta
 d) Atreya
- 18) Match the following:
 a) Pattenkoffer, I-Spontaneous Generation Theory
 b) Louis Pasteur, II-Germ Theory of Disease
 c) Aristotle, III-Multifactorial Causation of Disease
 i) A-III, B-I, C-II
 ii) A-III, B-II, C-I
 iii) A-II, B-I, C-III
 iv) A-II, B-III, C-I
- 19) Small pox vaccine was introduced by:
 a) Paul Ehrlich
 b) Robert Koch
 c) Louis Pasteur
 d) Edward Jenner
- 20) James Lind is related to the discovery of:
 a) Prevention of scurvy
 b) Cause of scurvy
 c) Pathogenesis of scurvy
 d) All
- 21) The lawyer who designed the Public Health Act 1848 was?
 a) John snow
 b) Edwin Chadwick
 c) Joseph Lister
 d) William Farr
- 22) A disease that is constantly present at a high incidence and/or prevalence rate and affects all age groups equally
 a) Hyper endemic
 b) Holoendemic
 c) Epidemic
 d) Pandemic
- 23) Which of the following sugar substitute has the greatest sweetness relative to sugar
 a) Xylitol
 b) Sorbitol
 c) Sodium cyclamate
 d) Monellin
- 24) Lactose is the carbohydrate found in
 a) Fruit
 b) Milk
 c) Eggs
 d) Meat
- 25) Liver stores carbohydrate in the form of
 a) Glucose
 b) Glycerol
 c) Glycogen
 d) Starch
- 26) Deficiency of nicotinic acid results in
 a) Beriberi
 b) Pellagra
 c) Pernicious anemia
 d) Night blindness
- 27) Sunlight is one of the etiological cause of
 a) Malignant melanoma
 b) Squamous cell carcinoma
 c) Basal cell carcinoma
 d) Port-wine stains
- 28) Deficiency of which of the following will cause enamel hypoplasia
 a) Vit C
 b) Vit B
 c) Vit D
 d) Vit E
- 29) Sensitivity of a screening test refers to
 a) True negative
 b) True positive
 c) False positive
 d) False negative
- 30) "If a drug prevents mortality but does not affect cure, then which of the following will be true
 a) Incidence will decrease
 b) Incidence will increase
 c) Prevalence will decrease
 d) Prevalence will increase
- 31) Study of time, place and person distribution of health related events is known as:
 a) Descriptive epidemiology
 b) Analytical epidemiology
 c) Experimental epidemiology
 d) Clinical epidemiology
- 32) The changes that occur in a disease frequency over many years is called:
 a) Cyclic trend
 b) Secular trend
 c) Seasonal trend
 d) All of the above
- 33) All are true regarding propagated epidemic except:
 a) Progress slowly
 b) No secondary waves occur
 c) Person to person transmission occurs
 d) Spread depends on herd immunity
- 34) Which of the following is the most useful study design in a hospital setting
 a) Cohort
 b) Case-control
 c) Cross sectional
 d) Longitudinal
- 35) All of the following are characteristics of the case control studies except:
 a) Least risk to subject
 b) Rapid & cost-effective
 c) Risk factors can be identified
 d) Less prone to bias
- 36) 'Systemic error in the determination of the association between the exposure and disease' is termed as:
 a) Chance
 b) Probability
 c) Bias
 d) Confounding
- 37) A study begin in 1975 in Mumbai with a group of 10,000 adults who were asked about their alcohol consumption. The occurrence of cancer was analyzed among the same population for the period 1995-2000. This design of study is known as:
 a) Case control study
 b) Retrospective cohort study
 c) Concurrent cohort study
 d) Experimental study
- 38) Seasonal trend is characteristic of:
 a) Communicable disease.
 b) Non-communicable disease.
 c) Congenital disease.
 d) Malignant disease.
- 39) Relationship between prevalence, incidence and duration of illness:
 a) Prevalence = incidence x duration of illness.
 b) Incidence = prevalence x duration of illness.
 c) Duration of illness = prevalence x incidence.
 d) Incidence = duration of illness/prevalence.
- 40) Hypothesis is:
 a) A report.
 b) A synopsis.
 c) A theory.
 d) A supposition from an observation.
- 41) Fourth dimension of health proposed to be added to WHO's definition of health is:
 a) Physical.
 b) Social.
 c) Cultural.
 d) Spiritual.
- 42) Balance diet is one which contain:
 a) High protein low carbohydrates.
 b) High carbohydrates low protein.
 c) All nutritive factors in proper proportion.
 d) High protein, high fat and low carbohydrates.
- 43) John Snow's investigation of cholera is considered a model for epidemiologic field investigations because it included following except:
 a) Biologically plausible hypothesis
 b) Comparison of a health outcome among exposed and unexposed groups
 c) Multivariate statistical model
 d) Spot map
- 44) A propagated epidemic is usually the result of what type of exposure?
 a) Point source
 b) Continuous common source
 c) Intermittent common source
 d) Person-to-person
- 45) Which of the following are goals of vaccination?
 a) Prevent infection
 b) Prevent disease
 c) Prevent transmission
 d) All of the above
- 46) The prospective study is also referred to as a:
 a) Cross-sectional study
 b) Case-control study
 c) Cohort study
 d) Prevalence study
- 47) The mode of transport of an infectious agent through the environment to a susceptible host is called a:
 a) carrier
 b) reservoir
 c) vector
 d) vehicle
- 48) An endemic is an occurrence of disease clearly in excess of normal expectancy.
 a) True
 b) False
- 49) Morbidity is the rate of disease or proportion of diseased persons in a geographic area.
 a) True
 b) False
- 50) Define Prophylactic trials
 a) evaluates new treatment methods
 b) involves the administration of a test regimen to humans to

- evaluate its efficacy and safety.
- c) is designed to test preventive measures
- d) none of the above
- 51) Define Therapeutic trials
- a) is designed to test preventive measures
- b) evaluates new treatment methods
- c) involves the administration of a test regimen to humans to evaluate its efficacy and safety.
- d) None of the above
- 52) Define Clinical trials
- a) involves the administration of a test regimen to humans to evaluate its efficacy and safety. (Correct Answer)
- b) is designed to test preventive measures
- c) evaluates new treatment methods
- d) none of the above
- 53) What are randomized control trials
- a) evaluates new treatment methods
- b) are an experiment in which subjects in a population are randomly allocated into groups, usually called study and control groups.
- c) involves the administration of a test regimen to humans to evaluate its efficacy and safety.
- 54) An indirect mean of transmission may be anything other than
- a) Person to Animal
- b) Person to Person
- c) Object to Person
- 55) Define active immunity
- a) Immunity gained from a person to person transaction
- b) The development of immunity from previous exposure to an agent before a vaccine or natural infection
- c) Resistance of the entire community because of the people immunity within the community
- 56) Herd immunity is...
- a) Immunity gained from a person to person transaction
- b) Resistance of the entire community because of the people immunity within the community
- 57) Epidemiologists have found that accidents can be avoided and are predictable
- a) True
- b) False
- 58) Biomedical waste may be disposed of by?
- a) Incineration
- b) Autoclaving
- c) Land filling
- d) Both (b) and (c)
- 59) What is the color coding of the bag used in hospitals to dispose off human anatomical wastes such as body parts:
- a) Yellow
- b) Black
- c) Red
- d) Blue
- 60) Bangalore method is a
- a) Hot fermentation method
- b) Anaerobic method
- c) Aerobic method
- d) Both A & B
- 1) Human anatomical waste, animal waste, soiled cotton are segregated in
- a) Blue bags
- b) Yellow bags
- c) Black bags
- d) Red bags
- 62) Black colored bags are used for collecting
- a) Incineration ashes
- b) Cytotoxic drugs
- c) General wastes
- d) All of the above
- 63) Type of waste not to be incinerated
- a) Radiographic waste
- b) PVC
- c) Broken thermometers
- d) All of the above
- 64) Shredding is unsuitable for treating
- a) General waste
- b) Sharps
- c) Catheters
- d) Radioactive waste
- 65) Encapsulation is indicated for
- a) Sharp wastes
- b) Pharmaceutical waste
- c) Used batteries and thermometers
- d) All of the above
- 66) Incineration ash is best disposed off by
- a) Municipal dump
- b) Sanitary landfill
- c) Burial
- d) None of the above
- 67) Plastic waste should not be incinerated to avoid
- a) Dioxins and furans emission
- b) Fly ashes
- c) All of the above
- d) None of the above
- 68) Red colored bags should not be incinerated as they contain
- a) Fluoride
- b) Cadmium
- c) Mercury
- d) Phosphate
- 69) Blue/white translucent bags are used for collecting
- a) Sharps
- b) Intravenous sets
- c) Catheters and gloves
- d) All of the above
- 70) Deficiency of ascorbic acid causes
- a) Enlargement of marginal gingivae
- b) ANUG
- c) Lack of periodontal support making teeth loose to the point of exfoliation
- d) All of the above
- 71) Alternatives to meat, fish and poultry as sources of protein are:
- a) Eggs
- b) Shellfish
- c) Legumes
- d) All of the above
- 72) Which of the following is not a tree nut:
- a) Peanuts
- b) Almonds
- c) Cashews
- d) Walnuts
- 73) Meat, fish and poultry are the main sources of protein.
- a) True
- b) False
- 74) Dairy products are important for the supply of vitamins that enable the body to have strong bones and teeth.
- a) True
- b) False
- 75) Milk, tea, coffee and fruit juice should not be considered part of the daily water intake
- a) True
- b) False
- 76) Natural sugars can be obtained from fruit, milk and cereals.
- a) True
- b) False
- 77) Increasing the addition of coriander, cumin, ginger will enhance flavours and can reduce salt intake.
- a) True
- b) False
- 78) Following are the richest source of ascorbic acid
- a) Green peppers
- b) Indian gooseberry
- c) Potatoes
- d) Cabbages
- 79) Vitamin A deficiency causes
- a) Atrophy of salivary gland
- b) Enamel hypoplasia
- c) Reduced salivary flow
- d) All of the above
- 80) Richest source of vit E is:
- a) Vegetable oil
- b) Animal fat
- c) Milk
- d) None of the above
- 81) Fertility vitamin is
- a) Vit A
- b) Vit E
- c) Vit C
- d) B-complex vitamins
- 82) Excellent source of vit K is
- a) Lettuce
- b) Cauliflower
- c) Spinach
- d) All of the above
- 83) The most biologically active form of vit D is:
- a) Chole calciferol
- b) 1, 25-dihydroxycholecalciferol
- c) 25-hydroxycholecalciferol
- d) None of the above
- 84) The percentage of total calories obtained from carbohydrates should be between
- a) 15-20%
- b) 20-35%
- c) 50-60%
- d) 5-10%
- 85) All are true about milk as a diet except
- a) It is low in iron content but rich in calcium, sodium and potassium
- b) The major carbohydrate is lactose
- c) The chief proteins are caseinogens and lactalbumin
- d) It is rich in vitamin C and D but poor in Vitamin A and Riboflavin
- 86) In a child suffering from marasmus which of the following clinical manifestation is not observed?
- a) Watery diarrhea with acid stools
- b) Subnormal temperature
- c) Visible peristalsis from thin abdominal wall
- d) Generalized edema.
- 87) A child has presented with bruises all over the body. Which of the following nutrients should be recommended as a supplement to the diet?
- a) Milk
- b) Egg yolk
- c) Citrus fruits
- d) Pulses
- 88) Thiamin deficiency causes
- a) Beriberi
- b) Burning tongue
- c) Hypersthesia of oral mucosa
- d) All of the above
- 89) Thiamin can be lost through
- a) Milling of cereals
- b) Overheating of milk
- c) Canning of meat
- d) All of the above
- 90) Which of the following is an antioxidant
- a) Ginger, garlic and papaya
- b) Papaya
- c) Carrot
- d) All of the above
- 91) Which of the following is a component of dietary fibre?
- a) Cellulose
- b) Pectin
- c) Lignin
- d) Agar
- 92) Which of the following is a primary requirement for conducting screening for a control
- a) Prevalence of the disease should be high in the population under study
- b) There should be a favourable prognosis for early treatment of the disease
- c) The government should support the program.
- d) The disease should be easily transmitted directly or indirectly
- 93) It is assumed that diseases are transmitted directly or indirectly by a vector such as a mosquito. An example of...
- a) direct disease transmission
- b) indirect disease transmission
- c) single exposure
- d) common vehicle exposure
- 94) The attack rate in susceptible people who have been exposed to a primary case is referred to as
- a) The attack rate
- b) The post primary attack rate
- c) The secondary attack rate
- d) The person-to-person attack rate
- 95) A researcher is interested in knowing how many new dental caries developed in Deshikendra School in April. Assuming that no children enrolled during that month, no children moved during that month (all children were followed for the entire month), which measure of morbidity would be most appropriate in answering this question?
- a) Prevalence
- b) Point prevalence
- c) Cumulative Incidence
- d) Incidence Density
- 96) Fluoridation of water would be an example of
- a) A primary prevention strategy
- b) A secondary prevention strategy
- c) A tertiary prevention strategy
- d) It is not a prevention strategy
- 97) The clinical stage of disease begins with:
- a) exposure to the agent
- b) pathological changes
- c) the patient's first symptoms
- d) the time of diagnosis
- 98) A disease that occurs rarely and without regularity is said to be
- a) sporadic
- b) endemic
- c) epidemic
- d) pandemic
- 99) The period between exposure to first symptoms is the:
- a) stage of susceptibility
- b) subclinical stage of disease
- c) stage of clinical disease
- d) stage of disability
- 100) Hosts that harbor a specific infectious agent while manifesting no discernable signs or symptoms are called:
- a) portals
- b) vectors
- c) vehicles
- d) carriers

MIDSR DENTAL COLLEGE, LATUR

ENTRANCE EXAM STUDENT LIST

Sr No	Roll No	Name	Exam Sign	Discussion Sign
1	151601	Awasare Priyanka		
2	151602	Abhange Sonali	<u>Abhange</u>	43
3	151603	Alure Sriprasad	<u>Alure</u>	45
4	151606	Baheti Meghna		
5	151607	Bhalke Vasudha	<u>Bhalke</u>	61
6	151608	Bhore Pooja	<u>Pooja</u>	45
7	151610	Birajdar Revati		
8	151611	Biyani Ramankumar	<u>Ramankumar</u>	43
9	151612	Bobade Laxmi	<u>Bobade</u>	40
10	151613	Celestine Wilson		
11	151614	Deshmukh Radhika	<u>Radhika</u>	44
12	151615	Dhage Yogita Tryambakrao		
13	151616	Dhumal Anuja	<u>Anuja</u>	62
14	151618	Gaikwad Mayuri	<u>Mayuri</u>	49
15	151619	Gambhire Swati		51
16	151620	Ghadge Sanjana	<u>Sanjana</u>	62
17	151621	Gutte Swati		
18	151622	Jadhav Shweta Sarang	<u>Shweta</u>	52
19	151626	Kapse Pooja		
20	151628	Khanapur Pooja		
21	151629	Kolikar Neha		
22	151630	Kulkarni Ganesh	<u>Ganesh</u>	45
23	151631	Lahane Preeti	<u>Preeti</u>	45
24	151632	Mane Anjali Kishanrao	<u>Anjali</u>	42
25	151633	Mane Vaidehi Rajabhau		
26	151634	Math Anusha Arvind	<u>Anusha</u>	54
27	151636	Narale Pooja Rajendra		
28	151637	Narwade Rohan Sandipan	<u>Rohan</u>	59
29	151638	Pandharikar Richa		
30	151639	Pandharpure Sheetal	<u>Sheetal</u>	59
31	151640	Patalbansi Niharika	<u>Niharika</u>	57
32	151641	Patil Aditi	<u>Aditi</u>	60
33	151643	Patil Swati Upmanyu	<u>Swati</u>	48

34	151644	Pawan Pawar		
35	151645	Phad Sheetal	Sheetal Radha	51 6
36	151646	Randive Pallavi		
37	151647	Rodge Manasvi	Sangli	6
38	151650	Sangle Shrirang	Sheetal	60
39	151651	Satpute Komal	Sheetal	6
40	151652	Sawane jyoti	Sheetal	53
41	151653	Sayyad Sumaiya		
42	151654	Shaikh Afsiya H	Afsiya	60
43	151655	Shaikh MD Arshadullah	SA	50
44	151657	Shaikh Nilopher K		
45	151658	Sharma Anju		
46	151661	Suryawanshi Ashwini Subhashrao	Sheetal	50
47	151662	Tak Ashwini		
48	151663	Thakre Rakhi		
49	151665	Vhanale Dipali Vitthalrao		
50	151666	Vyavhare Muktabai	Sheetal	65
51	151667	Waghmare Pooja Arun		
52	151669	Patil Utkarsha	Patil	53
53	151670	Babare Madhuri M.	Babare	46
54	-	Kamble Amrapali R.		1 40

MIDSR DENTAL COLLEGE, LATUR

ENTRANCE EXAM STUDENT LIST

Department of Conservative

Sr No	Roll No	Name	Marks
1	151616	Dhumal Anuja	62
2	151620	Ghadge Sanjana	62
3	151607	Bhalke Vasudha	61
4	151641	Patil Aditi	60
5	151637	Narwade Rohan Sandipan	59
6	151639	Pandharpure Sheetal	59
7	151669	Patil Utkarsha	59
8	151640	Patalbansi Niharika	57
9	151655	Shaikh MD Arshadullah	57
10	151653	Sayyad Sumaiya	55
11	151634	Math Anusha Arvind	54
12	151622	Jadhav Shweta Sarang	52
13	151619	Gambhire Swati	51
14	151645	Phad Sheetal	51
15	151618	Gaikwad Mayuri	49
16	151646	Randive Pallavi	49
17	151651	Satpute Komal	49
18	151654	Shaikh Afsiya H	49
19	151643	Patil Swati Upmanyu	48
20	151670	Babare Madhuri	46
21	151603	Alure Sriprasad	45
22	151608	Bhore Pooja	45
23	151630	Kulkarni Ganesh	45
24	151631	Lahane Preeti	45
25	151666	Vyavhare Muktabai	45
26	151614	Deshmukh Radhika	44
27	151650	Sangle Shrirang	44
28	151602	Abhange Sonali	43
29	151611	Biyani Ramankumar	43
30	151671	kamble Amrapali	43
31	151632	Mane Anjali Kishanrao	42
32	151652	Sawane jyoti	41
33	151612	Bobade Laxmi	40
34	151661	Suryawanshi Ashwini Subhashrao	35

DEPARTMENT OF CONSERVATIVE AND ENDODONTICS

PG ENTRANCE EXAM-1

- 1) Which instrument sterilization method uses the lowest temperature
 a) Autoclave
 b) Dry Heat Oven
 c) Ethylene oxide method
 d) Salt or glass bead sterilizer
- 2) Which of the following instruments are more likely to break during the root canal treatment?
 a) Barbed broach
 b) Reamer
 c) Spreader
 d) Plain broach
- 3) The main disadvantage of glass bead sterilizer is
 a) Only instrument of small mass can be sterilized
 b) It cannot be calibrated for correct temperature
 c) It takes long time for sterilization
 d) That it only serves as emergency back up
- The rubber dam is mainly to:
 a) Bring about an easier endodontic regimen
 b) Create a sterile atmosphere
 c) Prevent aspiration of instrument
 d) All of the above
- The longest root canal instrument is the:
 a) Broach
 b) File
 c) Plugger
 d) None of the above
- Ideally, isolation of the operative field is accomplished by use of:
 a) Cotton roll
 b) Cotton roll holders
 c) Rubber dam
 d) Absorbent wafers
- The six inch width rubber dam is used with:
 a) Young frame
 b) Enodon frame
 c) Elastic strap
 d) Both b & c
- Theta triangle refers to
 a) Cotton roll
 b) Cotton roll holders
 c) Rubber dam
 d) Absorbent wafers
- Elliott separator works on the principal of:
 a) Wedge
 b) Traction
 c) Chemical
 d) None of the above
- Retraction cords facilitates all of the following except
 a) Accessibility
 b) Colored gingival bleeding
 c) Colored crevicular fluid seepage
 d) Anesthetic effect
- Persistent positive cultures from a root canal for long periods indicate:
 a) No drug therapy
 b) Immediate removal of necrosed pulp tissue
 c) Instrumentation of the root canal
 d) Coronal seal
- Most commonly observed microorganisms in infected root canals are:
 a) *Staphylococcus aureus* and *Spirochetes*
 b) *Staphylococcus aureus* and *Streptococcus faecalis*
 c) *Streptococcus faecalis* and *Lactobacillus*
 d) *Streptococcus faecalis* and *Lactobacillus*
- The % of gram positive flora in root canal is:
 a) 100%
 b) 90%
 c) 80%
 d) 5%
- The most common cause of pulpal pathology is:
 a) Trauma
 b) Infection
 c) Occlusion
 d) All of the above
- 4) a) 0.20 ± 0.05 mm
 b) 0.50 ± 0.20 mm
 c) 0.80 ± 0.35 mm
 d) 1.10 ± 0.45 mm
- 5) Incipient caries consist of opaque, chalky white areas that appear when the tooth surface is dried, this is referred to as:
 a) White spot
 b) Hot spot
 c) Translucent zone
 d) Body of lesion
- 6) Retentive grooves in the proximal box of the class II amalgam cavity should be:
 a) Sharp and elongated at DEJ
 b) Round and elongated at the dentin
 c) Round and short in the dentin
 d) Sharp and elongated in the dentin
- 7) The term 'Primary prevention' means all of the following except:
 a) Planning the patients diet
 b) Prophylactic odontology
 c) Topical application of fluoride
 d) Extending cavity preparation to prevent Recurrence
- 8) Infected dentine shows:
 a) Both organic and inorganic components in reversible form
 b) Both organic and inorganic components in irreversible form
 c) Organic and inorganic components in irreversible form and inorganic components in reversible form
 d) Organic and inorganic components in reversible form and inorganic components in irreversible form
- 9) In which type of lesion 'ebumation' of the dentine is seen?
 a) Acute caries
 b) Chronic caries
 c) Arrested caries
 d) Root caries
- 10) Restoration of a cusp using dental amalgam requires that:
 a) All enamel be removed to provide bulk
 b) Only the enamel be removed to conserve tooth structure
 c) At least 2mm of cusp be removed to provide resistance form
 d) At least 2mm of cusp be removed to provide resistance for
- 11) Class IV cavity:
 a) Occurs on the proximal surface not involving the incisal edge of anterior teeth
 b) Occurs on the proximal surface involving the incisal edge of anterior teeth
 c) Occurs on proximal surface involving the incisal edge of posterior teeth
 d) Involves the buccal surface of Anterior and posterior teeth
- 12) In an ideal restoration, gingival margin should be:
 a) Below contact point but 1mm Occlusal to gingival crest
 b) Below contact point but at level of gingival crest
 c) Below gingival crest
 d) At contact point
- 13) Intercuspal width ideally of class II amalgam cavity should be:
 a) 1/2
 b) 1/7
 c) 1/3
 d) 1/5
- 14) The base of class III preparation is:
 a) Axial wall
 b) Gingival wall
 c) Facial wall
 d) Lingual wall

- 15) Whenever the caries cone in enamel is larger of at least the same size as that in dentin, it is called as:
 a) Residual caries
 b) Recurrent caries
 c) Forward caries
 d) Backward caries
- 16) Proximal walls in a class I tooth preparation for amalgam should:
 a) Converge occlusally
 b) Diverge occlusally
 c) Remain straight
 d) Rounded
- 17) The proportional limit is defined as:
 a) The maximum stress in a structure
 b) The minimum force required to cause a structure
 c) The maximum stress that can be induced without permanent deformation
 d) The maximum elongation under tension that can be measured before failure
- 18) Hardness number which does not depend on the ductility of metal:
 a) KHN
 b) VHN
 c) RHN
 d) BHN
- 19) When solid gets wet completely contact angle is:
 a) 90°
 b) 0°
 c) 0-90°
 d) >90°
- 20) The ability of the base to resist Occlusal forces and to support the restoration is affected by:
 a) Compressive strength
 b) Tensile strength
 c) Young's modulus
 d) Modulus of elasticity
- 21) Which of the following hardness test is a micro hardness test?
 a) Brinell
 b) Knoop
 c) Shore-A
 d) Rockwell
- 22) Liquids which become more rigid as the rate of deformation increased is termed as:
 a) Thixotropic
 b) Pseudoplastic
 c) Dilatants
 d) Newtonian
- 23) The elastic or plastic deformation to failure a material is its:
 a) Toughness
 b) Brittleness
 c) Young's modulus
 d) Proportional limit
- 24) Maxwell-Voigt model is determined:
 a) Elastic Behavior
 b) Plastic behavior
 c) Viscoelastic behavior
 d) All the above
- 25) Materials which has high compressive strength and low tensile strength is classified with property of:
 a) Ductility
 b) Brittleness
 c) Malleability
 d) Resilient
- 26) Molecule with permanent dipole:
 a) Oxygen
 b) Helium
 c) Liquid nitrogen
 d) Water

- 27) Auto matrix is a:
 a) Matrix system the automatically gets attached with retainer and the tooth
 b) System where a single retainer can be used for all matrix bands
 c) Retainer less matrix system designed for any tooth regardless of its circumference
 d) Retainer less matrix system designed of any tooth with specific circumference
- 28) The main disadvantage of using wing shaped rubber dam retainer is:
 a) It does not provide extra retention of the rubber dam
 b) Laceration to the gingival tissue
 c) Interferes with placement of matrix band
 d) None of the above
- 29) sterilization of hand piece will cause:
 a) Rust of hand piece
 b) Turbine wear
 c) Fibre loss
 d) Loss of torque
- 30) for GV black class V cavities, the retainer of choice is:
 a) No. 212
 b) No. 112
 c) No. 132
 d) No. 221
- 31) The first instrument to extirpate pulp is:
 a) Bared broach
 b) K-type file
 c) Reamer
 d) H-type file
- 32) A giromatic hand piece for endodontic instrumentation operates by a:
 a) Rotating motion
 b) Oscillating motion
 c) Zig-zag motion
 d) All of the above
- 33) The best instrument for cutting dentin is:
 a) Reamer
 b) File
 c) Broach
 d) Explorer
- 34) Reamers and files differ mainly in:
 a) Cross sectional form
 b) Colour coding
 c) Number of flutes along the blade
 d) Instrument formula
- 35) Reaming action is the reamer is:
 a) Pushing regenerating
 b) Pushing, rotating & regenerating
 c) Pushing & pulling
 d) None
- 36) Recapitulation:
 a) Retention form is provided by 2 mm of near parallel walls at the end of root preparation (apical 2/3 rd) to provide tug back of master cone
 b) Resistance form is provided by parallel walls of apical seat to preserve the integrity of natural constriction (apical matrix)
 c) Extension form- all instrumentation should terminate 0.5 mm of radiographic apex
 d) All of the above are correct

- 4th month in utero
 5th month in utero
 6th month in utero
- Transverse ridge is prominent on buccal surface of which of the following deciduous teeth?
- Mandibular first molar
 Maxillary first molar
 Mandibular second molar
 Maxillary second molar
- Mesiodistal width is more than 71% of mesial length of crown in deciduous dentin is
- Permanent central incisors
 Deciduous maxillary central incisors
 Permanent maxillary canines
 Permanent mandibular lateral incisors
- The crowns and roots of primary teeth at their cervical portions are more
- Slender mesiodistally
 Slender anteroposteriorly
 Bulkier mesiodistally
 Bulkier anteroposteriorly
- Greatest crown bulk distal to the faciolingual bisecting plane of a tooth is from most typical of the mandibular
- Central incisor
 Lateral incisor
 Canine
 Second premolar
- In which of the tooth is the mesiodistal measurements is greater lingually than facially
- Maxillary 1st premolar
 Mandibular 2nd premolar
 Mandibular 1st premolar
 Maxillary 1st molar
- Five cusps are present in
- Maxillary first molar only
 Mandibular first molar only
 Maxillary and mandibular first molar
 Maxillary and mandibular 2nd molar
- Which of the following teeth have more than one Occlusal form
- Maxillary 1st premolar
 Maxillary 2nd premolar
 Maxillary 1st molar
 Mandibular 1st molar
- A distinguishing characteristic of a maxillary first premolar that identifies it as right or left is the
- Height of the lingual cusp
 Mesial inclination of the lingual cusp
 Flattened area beneath the contact on the distal surface
 Greater length of the mesial cusp ridge on the lingual cusp
- Enamel tufts are
- Thin tuft like structure extending from enamel surface to dentin-enamel junction
 Turf like structure arising from dentin-enamel junction towards enamel surface
 Odontoblastic processes extending into enamel
 None of the above
- Blunt cell processes seen on the developing ameloblasts are called as
- Tomes fibres
 Tomes layer
 Tomes processes
 Odontoblastic processes
- All are true regarding the enamel spindles except
- Produced by ameloblasts
 Found in the region of cusps
 Surrounded by inter prismatic enamel
 Terminate as rounded process
- Tomes's fibres are
- With out but not with in the dentin

- Peritubular dentin
 Mantle dentin
 Inter tubular dentin
 Predentin
- Dentinogenesis by odontoblasts first begins at
- Pulpal end
 Cusp tip
 Tooth bud stage
 Cervical area
- The pain transmission through dentin is
- Direct neural stimulation
 Fluid or hydrodynamic theory
 Transduction theory
 All of the above
- 's' shape of dentinal tubule is due to
- Incremental deposition
 Peritubular dentin
 Crowding of odontoblasts
 Due to excess amount of organic component
- Odontoblasts are derived from
- Undifferentiated mesenchymal cells
 Histocytes
 Macrophages
 Lymphocytes
 Pericytes are found in thymus
 Around capillaries of pulp
 In gallbladder
 Along with heparin on surface of mast cells
- Cells occurring in greatest number in pulp are
- Cementoblasts
 Fibroblasts
 Osteoblasts
 Ameloblasts
- Which of the following is true
- Pulpal pressure is highest among body tissues
 Majority of nerve that enter the pulp are non myelinated and are sympathetic in nature
 Plexus of rashkow or parietal layers of nerves is formed by network of peripheral axons located adjacent to cell rich zone
 All of the above
- The development of pulp begins
- 6th week of IU
 8th week of IU
 10th week of IU
 18th week of IU
- The primary response of the pulp to tissue destruction is
- Necrosis
 Ulceration
 Calcific degeneration
 Inflammation
- The connective tissue cells of pulp are derived from
- The pool of undifferentiated mesenchymal cells
 The pool of fibroblasts
 The pool of undifferentiated ectodermal cells
 The pool of Osteoblasts
- A pulp polyp may arise in connection with
- Chronic open pulpitis
 Pulp necrosis
 Acute pulpitis
 Chronic periapical lesion

- Which of the following is the most difficult pulpal of periapical pathosis to diagnose?
- Necrotic pulp
 Chronic pulpitis
 Internal resorption
 Acute alveolar abscess
- Internal resorption
- Will appear as lesion superimposed over an unaltered Canal in a radiograph
 Is associated with a systemic disease
 Is frequently associated with trauma
 Requires deferment of treatment with "careful watching"
- A tooth with a chronic alveolar abscess would have all the following features EXCEPT
- Always symptomatic
 Detected only during routine radiographic examination
 Presence of a sinus tract
 The sinus tract provides continual drainage of the periradicular lesion
- The various other means of diagnosing such a lesion include
- Methylene blue staining
 Tooth slothin
 Transillumination
 All of the above
- Reason for limitation of indirect pulp capping in deep caries is
- Internal resorption
 Calcification
 Chronic pulp inflammation
 All of the above
- None of the above
- Short sharp pain of tooth transmitted to brain by
- A delta fibers
 C fibers
 Bate fibers
 Gamma fibers
- pulp of involved teeth is vital in the following
- Apical cyst
 Granuloma
 Apical periodontitis
 Phoenix abscess
- In root canal treatment, which of the following agent is used to destroy enterococcus faecalis?
- NS
 2% chlorhexidine
 Ca(OH)₂ + 2% chlorhexidine
 5.25% hypochlorite
- The dental amalgam is most resistant to
- Using splines particles
 Lathe cut alloy
 Adhesive Alloy ratio
 Trituration time
- Well premeasured capsules of amalgam can release mercury vapour during
- Mulling
 Carving
 Condensation
 Tristuration
- Percentage of tin in copper alloy is
- 30-35%
 26-28%
 13-32%
 22-30%
- How soon after a mercury contamination does a containing amalgam start expanding
- 24 hours
 1-2 days
 3-5 days
 7 days
- The higher the Hg alloy in dental amalgam Higher the strength
- Lower the value
 More material
 More gamma phase
 More gamma phase
- Mercury introduced into dental office mainly from
- Direct
 Inhalation
 Ingestive
 Mercury
- Advantage of mercury technique is all else
- High
 Sets
 Need squaring
 Great and to
- High strength achieved by
- High strength
- For dent elastic strength



MAEER'S MIT PUNE
MAHARASHTRA INSTITUTE OF DENTAL
SCIENCES AND RESEARCH, LATUR
Department of Periodontics



CERTIFICATE OF PARTICIPATION

A PRACTICE MANAGEMENT COURSE- LEARN TO EARN

This is to certify that Dr/Mr/Mrs..... had attended “*A PRACTICE MANAGEMENT COURSE- LEARN TO EARN* on 23rd and 24th November, 2020 at DEPARTMENT OF PERIODONTICS, MIDSR DENTAL COLLEGE, LATUR.

DR. SURESH KAMBLE
PRINCIPAL

DR. VISHNUDAS BHANDARI
PROF & HOD

DR. GAURI UGALE
Coordinator

DR. MUKESH ARADLE
Treasurer

MIDSK DENTAL COLLEGE, LATUR
DEPARTMENT OF PEDODONTICS
CET ENTRANCE EXAM-

- Concentration of fluoride used in
- 0.5-1.0 ppm
 - 0.7-1.2 ppm
 - 1-1.5 ppm
 - 0.8-1.5 ppm
2. Most common disadvantage in Knutson's technique is
- It can cause irritation to inflamed gingival tissue
 - It's retention on the tooth surface is less
 - The solution used is acidic, sour & bitter in taste
 - Four visits to the dentist are required within short time
3. Iontophoresis
- Reduced enamel solubility
 - Increased fluorapatite formation
 - Reduced dentin sensitivity
 - All of the above
4. Maximum concentration of fluoride in School Water Fluoridation is-----ppm
- 1.5-2.5
 - 2.5-3.5
 - 3.5-4.5
 - 4.5-5.5
5. All are true about Salt Fluoridation EXCEPT
- Low cost
 - Substantial success
 - Controlled supply of fluorides
 - It's effectiveness
6. The first fluoride containing dentifrice is
- Stannous Fluoride
 - Sodium Fluoride
 - Acidulated phosphate fluoride
 - Sodium monofluorophosphate
7. APF gel/ solution contains all EXCEPT
- Sodium Fluoride
 - Hydrofluoric acid
 - Phosphoric acid
 - Hydrochloric acid
8. Patients are encouraged not to drink, eat or rinse after fluoride application for----- minutes
- 15
 - 30
 - 60
 - 90
9. Fluoride present in saliva ranges from-----ppm
- 0.01-0.05
 - 0.05-0.1
 - 0.1-0.5
 - 0.5-1
10. Compounds used for Milk Fluoridation are all EXCEPT
- Calcium Fluoride
 - Disodium Monofluorophosphate
 - Disodium silicofluoride
 - Potassium fluoride
11. Galagan's formula is to:

- water recommended by WHO in 1971 is
- Measure the amount of fluoride in tooth paste
 - Measure the amount of fluoride in drinking water
 - Calculate the fluoride concentration in drinking water depending on temperature of the area
 - Assess the age of the individual by dentition status.
12. Brudevold's solution contains:
- 2% stannous fluoride
 - 2% sodium fluoride
 - 1.23% sodium fluoride in 0.1 M orthophosphoric acid
 - 2% sodium fluoride in 0.1 M orthophosphoric acid
13. A 5 year old child is recommended the following fluoride dentifrices regimen
- Fluoride tooth paste not recommended
 - Brushing 3 times with fluoride tooth paste
 - Once with fluoride paste and 2 times with normal paste
 - Brushing twice with fluoride tooth paste and once with normal paste
14. Main route of excretion of fluorides is
- Kidney by urine
 - Intestine by fecus
 - Skin by sweat
 - Lungs by air
15. A child visiting dentist for the first time has the basic fear of
- Unknown
 - Dental equipment
 - Pain
 - Extraction
16. A 10 year old child accidentally swallows 10ml of 10% fluoride solution. The immediate treatment is
- Ask him to drink copious amounts of water
 - Make him drink 10% sodium bicarbonate
 - Make him drink milk
 - Gastric lavage with KmnO_4
17. The pH of APF gel is
- 2.3
 - 3.2
 - 2.32
 - 1.23
18. Technique used for 'DEFLUORIDATION' of water is
- Brudevold
 - Nalgonda
 - Knutson
 - Muhler
19. Maximum fluoride content is seen in-
- Dental cementum
 - Pulp

- Enamel
 - Dentine
20. Fluoride is added to drinking water in the form of
- Hydrofluorosilicic acid
 - Fluoride ions
 - Aluminum fluoride
 - None of the above
21. Mottling of enamel occurs at what concentration of fluoride drinking water
- 0-1ppm
 - 2-3ppm
 - 3-5ppm
 - 4-7ppm
22. The term mottled enamel to Colorado stain was given by
- Mckay
 - Black
 - Dean
 - Jones
23. Community water fluoridation is important because
- All groups of socioeconomic status have accessibility to it
 - Does not pose a health hazard
 - Leads to decrease in the dental caries incidence
 - All of the above
24. Reinforcement technique is based on
- Social learning
 - Freudian psycho analytical theory
 - Piaget's theory
 - Massler's theory
25. The following is/are rich in fluoride:
- Dried fish
 - Tea leaves
 - Turmeric
 - All of the above
26. Choking off mechanism takes place after topical application of
- NaF
 - SnF_2
 - APF
 - Sodium mono-fluorophosphates
27. Fluoride content of fluoroprotector varnish is
- 2.26%
 - 0.70%
 - 2.70%
 - 0.30%
28. The active fluoride available from duraphat is
- 22,600ppm
 - 7000 ppm
 - 1700 ppm
 - 2700 ppm
29. All of the following are true about community water fluoridation EXCEPT
- It has both pre-eruptive & post-eruptive effects
 - It acts systemically as well as topically

- It is least expensive & most effective method
 - It is time consuming
30. Chronic fluoride toxicity results in
- Extreme arthritic changes of spine resulting in rigidity
 - Calcification of the sheaths of muscles and tendons
 - Osteosclerosis
 - All of the above
31. The concentration of NaF in a daily mouth rinse is
- 0.02%
 - 0.05%
 - 0.03%
 - 0.5%
32. Cognitive theory of child development was given by
- Sigmund Freud
 - Jean Piaget
 - Erik Eriksson
 - Bunner C
33. Jean Piaget put forth ----- theory
- Psychoanalytic
 - Social learning
 - Cognitive development
 - Cultural adaptation
34. Which of the following regarding Psychological Theories is **NOT** true?
- Sigmund Freud - psychoanalytical theory
 - Jean Piaget - cognitive theory
 - Pavlov-- classical conditioning
 - B.F.Skinner--transactional analysis
35. Which of the following is **NOT** a Psychodynamic Theory?
- Psychosexual
 - Psychosocial
 - Cognitive
 - Social Learning
36. Operant conditioning Theory was given by
- Maslov
 - Bandura
 - Pavlov
 - Skinner
37. Who was the originator of the Psychoanalytical Theory?
- Sigmund Freud
 - Eric Erickson
 - Jean Piaget
 - John Maslov
38. The phallic stage of Psychoanalytical Theory is seen in which of the following age group?
- 1-3 years

MUSK DENIAL COLLEGE, LAKH
DEPARTMENT OF PEDDODONTICS
CET ENTRANCE EXAM.

- 37 years
 c. 7-11 years
 d. 11-15 years
 The three components of Freud's Psychodynamic Theory are
 Id, Ego & Super Ego
 Assimilation, accommodation & equilibration
 Generalization, extinction & discrimination
 Positive reinforcement, negative reinforcement & omission
 Which one of the following is **NOT** a component of Psychic structure?
 Id
 Super Id
 Super Ego
 Ego
 According to Freud, the basic structure of personality which serves as reservoir of instincts comes in
 Id
 Ego
 Super Ego
 Extinction
 Which among the following is based upon "Pleasure Principle"?
 Id
 Ego
 Super Ego
 Super Id
 Which among the following is governed by Reality Principle?
 a. Id
 b. Ego
 c. Super Ego
 d. Super Id
 Super Id
 Which of the following emotions is first seen from birth to 6 months of age?
 City
 Anger
 Anxiety
 Fear
 Fears transmitted to individual are called?
 Innate fears
 Subjective fears
 Objective fears
 Inherent fears
 Reaction to unknown danger is an approximate description for
 Phobia
 Cognition
 Id
 Anxiety
 The fear of child aged 2-3 years is related to
 Anxiety from parental separation
 Fear of infection
 Fear of bur sound
 Fear of white dress worn by Dentist
 Fear of child of 4-8 years is related to
 Fear of infection
 Fear of bur sound
 Fear of white dress worn by Dentist
 Fear of infection
 Fear of bur sound
 Prior situation & experiences
 Personal failures & social peer situations
 Phallic stages corresponds to---years of age
 1-2
 2-3
 3-5
 5-9
 Cry of child characterized by a siren like vocabulary is called as
 Compensatory
 Frightened
 Hurt
 Obstinate
 The most commonly used routes for sedation are
 Inhalational, oral and intravenous
 Inhalational, oral and sub mucosal
 Intra muscular, intravenous and oral
 Intravenous, oral and rectal
 Nitrous oxide has all the properties **EXCEPT**
 Colourless
 Slightly sweet smelling
 Heavier than air
 Pungent smell
 Which of the following concentration of Halothane produces anaesthesia?
 2-3%
 2-8%
 4-5%
 4-8%
 What concentration of Halothane causes respiratory depression?
 4%
 8%
 10%
 11%
 --- is the only agent used with inhalation technique
 Nitrous oxide
 Hydroxizine
 Meperidine
 Midazolam
 Nitrous oxide is always coupled with---%O₂
 29
 37
 40
 56
 Nitrous oxide concentration during maintenance phase is---%
 30
 40
 50
 60
 Before demonstration of the nitrous oxide equipment to your patient, which of the following
 Must be checked before the nasal mask is placed over the child's nose?
 Oxygen is flushed into reservoir bag
 Scavenger system is turned on
 Adequate pressure is in both gas cylinders
 All of the above
 Total calculated flow rate during respiration in children is approximately-----L/minutes
 1-4
 5-9
 10-14
 15-19
 If the mother is over protective and dominant, the child will be
 Well behaved
 Submissive & shy
 Aggressive & displays tantrum
 Disobedient
 Which of the following maternal attitude leads to shy, submissive & anxious child behavior
 Overprotective dominance
 Over indulgence
 Over intelligence
 Under affectionate
 Under affectionate child
 If the mother is over indulgent, the child will
 Be well behaved
 Show temper tantrum
 Be frightened
 Be shy & submissive
 They show temper tantrums
 They cry easily
 All of the following are the causes of Under affectionate parents for their children **EXCEPT**
 Mild detachment
 Indifference
 Neglect
 Overprotection
 Authoritarian mother's behavior results in which type of child's behavior?
 Shy submissive
 Evasive & dawdling
 Aggressive overactive
 Non cooperative and shy
 The age of the child considered to be "adoptive" is
 Below 2 years
 2 years
 More than 2 years
 5 years
 Which among the following is **NOT** a behavioural modification technique?
 Dessensitization
 Contingency management
 Modeling
 Aversive conditioning
 Management of a child with step by step procedure is called
 Tell show
 What concentration of Nitrous oxide is always coupled with---%O₂
 29
 37
 40
 56
 Nitrous oxide concentration during maintenance phase is---%
 30
 40
 50
 60
 Before demonstration of the nitrous oxide equipment to your patient, which of the following
 Must be checked before the nasal mask is placed over the child's nose?
 Oxygen is flushed into reservoir bag
 Scavenger system is turned on
 Adequate pressure is in both gas cylinders
 All of the above
 Total calculated flow rate during respiration in children is approximately-----L/minutes
 1-4
 5-9
 10-14
 15-19
 If the mother is over protective and dominant, the child will be
 Well behaved
 Submissive & shy
 Aggressive & displays tantrum
 Disobedient
 Which of the following maternal attitude leads to shy, submissive & anxious child behavior
 Overprotective dominance
 Over indulgence
 Over intelligence
 Under affectionate
 Under affectionate child
 If the mother is over indulgent, the child will
 Be well behaved
 Show temper tantrum
 Be frightened
 Be shy & submissive
 They show temper tantrums
 They cry easily
 All of the following are the causes of Under affectionate parents for their children **EXCEPT**
 Mild detachment
 Indifference
 Neglect
 Overprotection
 Authoritarian mother's behavior results in which type of child's behavior?
 Shy submissive
 Evasive & dawdling
 Aggressive overactive
 Non cooperative and shy
 The age of the child considered to be "adoptive" is
 Below 2 years
 2 years
 More than 2 years
 5 years
 Which among the following is **NOT** a behavioural modification technique?
 Dessensitization
 Contingency management
 Modeling
 Aversive conditioning
 Management of a child with step by step procedure is called
 Tell show

MIDSK DENTAL COLLEGE/LIAJUR
DEPARTMENT OF PEDODONTICS
CET ENTRANCE EXAM.

- b. Hand over mouth exercise
- c. Behavior modification
- d. Behavior shaping
71. Parental presence is desirable for all the following children EXCEPT for
- a. 1 to 3 years of age
- b. Their 1st dental visit
- c. Handicapped children
- d. Tense cooperative
72. For obtaining desirable behavior from children, following instructions should be given to the parents EXCEPT
- a. Never use Dentistry as a threat or punishment
- b. Familiarize the child with Dentistry
- c. Soothe the children to overcome the fear of Dentistry.
- d. Advise & instruct children about regular Dental care
73. Which of the following behavior management method is developed from social learning principle
- a. Desensitization
- b. Modeling
- c. Contingency management
- d. Voice control
74. Aversive conditioning technique can be applied to which category of Frankel's behaviour rating scale?
- a. Definitely negative
- b. Negative
- c. ~~Impulsive~~
- d. Definitely positive
75. Which management technique includes HOME & physical restraints?
- a. Hypnosis
- b. Voice control
- c. Aversive conditioning
- d. Systemic desensitization
76. Following are the indications of physical restraints EXCEPT
- a. Lack of maturity
- b. Mental or physical handicap
- c. Because other behavior management techniques have failed
- d. Medical or systemic conditions
77. Which of the following is NOT used for managing the handicapped child?
- a. Restraining device
- b. Bite props
- c. ~~Parapase board~~
- d. Models
78. In Dental clinics for patient immobilization, restraints can be performed by all EXCEPT
- a. The Dentist
- b. Parents
- c. Restraining devices
- d. Patient
79. Restraints for extremities includes all EXCEPT
- a. Posey straps
- b. Velcro straps
- c. Towel & tape
- d. Mouth props
80. HOME technique was first described by
- a. Bandura
- b. Jordan
- c. Addleson
- d. Wright
81. HOME technique should NOT be applied for
- a. Timid & tense behavior
- b. A child who can understand simple verbal commands
- c. A child who exhibits hysterical behavior
- d. An immature frightened child
82. Which behavior management method includes observation by child when a Dentist is working on a cooperative child?
- a. Modeling
- b. Reinforcement
- c. Distraction
- d. Desensitization
83. Desensitization technique in behavior management is introduced by
- a. Bandura
- b. Addleson
- c. Wolpe
- d. Jordan
84. Which among the following is based upon "Stimulus Response theory"?
- a. Refraining
- b. Behavior shaping
- c. Aversive conditioning
- d. Voice control
85. The Factor "Growth & Development" affecting the child's behavior in dental office is
- a. Under the control of the dentist
- b. Out of the control of the dentist
- c. Under the control of the parents
- d. Out of the control of the parents
86. Praising & positive facial expressions are the examples of which reinforcers?
- a. Material
- b. Social
- c. Activity
- d. Negative
87. After withdrawal of N₂O during conscious sedation, the patient is put on 100% oxygen for few minutes so as to pr+ event
- a. Anoxia
- b. Asphyxia
- c. Dysphasia
- d. Diffusion hypoxia
88. Home is effective behavior modification technique in age group of
- a. Under 3 years
- b. 3 to 6 years
- c. 6 to 9 years
- d. Above 9 years
89. Reinforcement technique is based on
- a. Social Learning principle
- b. Freudian psychoanalytical theory
- c. Skinner's theory
- d. Massler's theory
90. Nitrous oxide is contraindicated in all EXCEPT
- a. COPD
- b. Asthma
- c. Sickle cell anemia
- d. Diabetes
91. Audio analgesia was introduced in Dentistry by
- a. Gardner & Liklider
- b. Boucher & Bowen
- c. Wolpe & Wright
- d. Bandura & Addleson
92. A technique of child management towards a desired behavior is called as
- a. Behavior shaping
- b. Chaining
- c. Extinction
- d. Association
93. Nitrous oxide was introduced by.....
- a. Dr. Horace Wells
- b. Dr. Bowen
- c. Dr. Hyatt
- d. Dr. Baunecore
94. Agents used for conscious sedation are all EXCEPT
- a. Nitrous oxide
- b. Tranquilizer
- c. Chloral hydrate
- d. Nitric oxide
95. Nitrous oxide is carried in the blood stream by
- a. Hemoglobin
- b. White blood cells
- c. Red blood cells
- d. Serum
96. Which of the following is NOT a non pharmacological behavior management method?
- a. Voice control
- b. Conscious sedation
- c. Hypnosis
- d. Tell Show Do
97. The term audio analgesia is also called as
- a. Hypnosis
- b. Voice control
- c. Home
- d. White noise
98. Which Frankel's behavior rating scale includes the child who is reluctant to accept treatment?
- a. Definitely negative
- b. Negative
- c. Positive
- d. Definitely positive
99. Which behavior management technique requires parental consent?
- a. Modeling
- b. TSD
- c. ~~TITOME~~
- d. Voice control
100. N₂O more than 30-40 % causes
- a. Diffusion hypoxia
- b. Anoxia
- c. Amnesia
- d. Ataxia

MIDSR Dental college, Latur
Gen. Surgery (head and neck) MCQ

1. Which of the following statements about homeostasis are false?
A It is defined as a stable state of the normal body. B The central nervous system, heart, lungs, kidneys and spleen are the essential organs that maintain homeostasis at a normal level. C Elective surgery should cause little disturbance to homeostasis. D Emergency surgery should cause little disturbance to homeostasis. E Return to normal homeostasis after an operation would depend upon the presence of co-morbid conditions.
2. Which of the following statements are true?
A Cells change from aerobic to anaerobic metabolism when perfusion to tissues is reduced. B The product of aerobic respiration is lactic acid. C The product of anaerobic respiration is carbon dioxide. D The accumulation of lactic acid in the blood produces systemic respiratory acidosis. E Lack of oxygen and glucose in the cell will eventually lead to failure of sodium/ potassium pumps in the cell membrane and intracellular organelles.
3. Which of the following statements regarding hypovolaemic shock are true?
A It is associated with high cardiac output. B The vascular resistance is high. C The venous pressure is low. D The mixed venous saturation is high. E The base deficit is low.
4. Which of the following regarding blood pressure in shock are false?
A Elderly patients who are normally hypertensive may present with a 'normal' blood pressure. B Children and fit young adults are able to maintain blood pressure until the final stages of shock. C Hypotension is one of the first signs of shock. D Beta-blockers may prevent a tachycardic response. E Blood pressure is increased by reduction in stroke volume and peripheral vasoconstriction.
5. Which of these factors influences healing of a wound?
A Vascular insufficiency B Diabetes mellitus C Malnutrition D Site of wound E Smoking.
6. Which of the following statements about the process of wound healing are true?
A The inflammatory phase begins 2–3 days after the injury. B The proliferative phase lasts from 3 days to 3 weeks following the injury. C The remodelling phase involves fibroblast activity and production of collagen and ground substance. D Fibroblasts require vitamin C to produce collagen. E The white cells stick to the damaged endothelium and release adenosine diphosphate (ADP) and cytokines.
7. Which of the following statements are true?
A Healing by primary intention results in minimum inflammation and the best scar. B Granulation, contraction and epithelialisation are seen in healing by secondary intention. C Tertiary intention involves immediate closure of the wound. D A crushed and contaminated wound is best suited for healing by primary intention. E Primary repair of all structures should be attempted in an untidy wound.
8. Which of the following statements are true?
A Scars continue maturing for 3 months. B Keloids contain an excess of type B collagen. C Suture marks can be reduced by using polyfilament sutures. D The tensile strength of the scar never

reaches that of the normal skin. E A hypertrophied scar extends beyond the boundaries of the previous incision.

9. Which of the following topical treatments are contraindicated for herpes simplex corneal infection? A Aciclovir ointment B Atropine eye drops C Steroid eye drops D Chloramphenicol eye drops E Non-steroidal anti-inflammatory eye drops.
10. Which of the following statements are true? A Restoration of normal anatomy does not encourage normal facial growth in cleft surgery. B Cleft lip repair is usually performed between 3 and 6 months of age. C Cleft palate repair is frequently performed between 19 and 24 months. D A two-stage repair of cleft palate means more tissue damage occurs. E The Delaire method of repair of a cleft lip is the only satisfactory method for cleft lip closure.
11. Which of the following statements regarding tooth eruption are true? A Eruption of teeth may be impaired by a dentigerous cyst. B Eruption of teeth is not a problem in cleidocranial dysostosis. C Management of partial anodontia is not possible. D Management of unerupted teeth involves removal of any obstruction, including overcrowding caused by supernumerary teeth. E The most common site for supernumerary teeth is in the mandible.
12. Which of the following statements are true? A Dental occlusion problems can arise when there is disproportion in growth between the maxilla and the mandible. B Class 11 occlusion deformity is associated with over development of the mandible. C Condylar hyperplasia is an idiopathic condition occurring between 35 and 45 years of age. D Condylar hyperplasia causes asymmetrical growth of the jaw in both the vertical and horizontal planes. E Facial disproportionate growth is not a feature of Treacher–Collins syndrome
13. Which of the following statements are true? A A bone scan is a useful investigation in condylar hyperplasia. B Orthognathic surgery is the term given to surgical correction of deformities of the jaw. C A combination between orthodontic and maxillofacial surgeons is important in orthognathic surgery. D Treatment planning usually begins with orthodontic treatment at the age of 17–18 years. E Cephalometric studies are of little value in the above planning
14. Which of the following sinuses do not open on to the lateral wall of the nose? A Maxillary sinus B Ethmoid sinus C Frontal sinus D Sphenoid sinus E Septal sinus.
15. Via which route does the greater palatine artery supply the nasal septum? A Foramen rotundum B Vidian canal C Incisive canal D Sphenopalatine foramen E Cribriform plate.
16. injury to which blood vessel is associated with severe post-traumatic epistaxis? A External carotid artery B Facial artery C Sphenopalatine artery D Anterior ethmoid artery E Nasal artery
17. What is the most likely organism in maxillary sinusitis? A Staphylococcus aureus B Pseudomonas aeruginosa C Streptococcus pneumoniae D Chlamydia trachomatis E Staphylococcus epidermid
18. The pharynx extends from the level of the skull base to which vertebra? A Fourth cervical vertebra B Fifth cervical vertebra C Sixth cervical vertebra D Seventh cervical vertebra E First thoracic vertebra.
19. . Which of the following are advantages of a tracheostomy? A A decrease in alveolar ventilation B An increase in the work of breathing C Increased rate of moisture exchange from the upper airway D Reduced mucus production E Reduction of anatomical dead space.

20. The posterior border of the oral cavity is: A The base of the vallecula B The posterior tonsillar pillar C The level of the circumvallate papillae of the tongue D The posterior pharyngeal wall E The lingual surface of the epiglottis.
21. Which of the following structures is not part of the oropharynx? A The hard palate B The tonsillar fossa C The superior surface of the hyoid bone D The base of tongue E The posterior pharyngeal wall
22. What is the most common malignancy encountered in the oropharynx? A Adenocarcinoma B Squamous cell carcinoma (SCC) C Adenoid cystic carcinoma D Non-Hodgkin's lymphoma E Salivary gland tumours
23. The term 'field change' in relation to oral cancer refers to what? A The wide field radiotherapy techniques which must be applied to the oral mucosa in head and neck cancer patients. B The demarcated mucosal changes seen in patients with oral cancer which resembles the appearance of agricultural fields. C The effect upon the surrounding oral mucosa conferred by long-standing dental caries. D The widespread damage of epithelium leading to mucosal changes and a high incidence of separate tumours. E The requirement to rotate the radiotherapy field during a course of treatment to maximise tissue-sparing effects.
24. Which of the following is not a complication of oropharyngeal resection? A Xerostomia B Thoracic duct injury C Soft-tissue oedema D Rupture of carotid artery E Accessory nerve palsy
25. The minor salivary glands contribute what percentage of the total salivary volume? A 10 per cent B 20 per cent C 30 per cent D 40 per cent E 50 per cent.
26. The term plunging ranula refers to which clinical entity? A A malignant congenital salivary mass arising from the submandibular gland B A benign salivary mass involving the parotid and submandibular glands C A mucous retention cyst originating from the sublingual glands, limited by the mylohyoid muscle D A mucous retention cyst originating from the submandibular and sublingual glands which perforates the mylohyoid muscle to enter the neck E A midline neck mass which moves on tongue protrusion
27. Which of the following structures is not an anatomical relation to the submandibular salivary gland? A The anterior facial vein B The facial artery C The inferior alveolar nerve D The lingual nerve E The hypoglossal nerve
28. Which structure marks the posterior boundary of the submandibular duct which can safely be accessed via an intraoral approach? A The third molar tooth B The body of the submandibular duct C The lingual nerve D The posterior edge of the mylohyoid E The marginal mandibular nerve
29. Which statement best describes placement of the incision used for submandibular gland excision? A Directly over the palpable position of the gland with the neck extended B Between the superior limit of the gland and the mandible C At the lower limit of the gland D 4 cm below the mandible
30. 4. Which of the following complications is associated with mumps infection? A Secretory otitis media B Pancreatitis C Balanitis D Uveitis E Inflammatory arthritis.
31. 4. Which of the following is not a branch of the facial nerve? A Temporal B Orbital C Zygomatic D Buccal E Cervical

32. Which of the following is not associated with xerostomia? A Depression B Dehydration C Sjögren's syndrome D Radiotherapy to the head and neck E Cholinergic medications
33. How does hyperthyroidism usually present? A Graves' disease B Toxic nodule C Thyroid malignancy D De Quervain's thyroiditis E Toxic multinodular goiter
34. What are the manifestations of thyrotoxicosis? A Irritability B Hair loss C Muscle weakness and wasting D Hyperkinesias E Heart failure.
35. Which of the following statements are correct? A The right adrenal is located on top of the upper pole of the right kidney. B The left adrenal is covered by the pancreatic tail. C The right adrenal vein drains into the renal vein. D It is difficult to cannulate the left adrenal vein. E The inner layer of the adrenals is called the zona reticularis

Pooja Yedme	poojayedme2011@gmail.com
Abhange Sonali	abhange1104@gmail.com
Awasare Priyanka	priyankaawasare92@gmail.com
Babare Madhuri	madhu_babare@in.com
Bhalake Vasudha	sudhabhalke7@gmail.com
Lokhande Shubhangi	lokhandeshubhangi58@gmail.com
Surwase Balasaheb	balasahebs@gmail.com
Agale Pratibha	shreeagale038@gmail.com
Abdalwar Ankita	<u>abdalwarankita20@gmail.com</u>
Aitalwad Shital	<u>Shitalaitalwad93@gmail.com</u>
Ajane Pranita	<u>pranitaajne18@gmail.com</u>
Ausarmal Vishwajit	<u>vishwajeetausarmal@gmail.com</u>
Bansode Indira	indirab00@gmail.com

MIDSR Dental College, Latur
Internee Atudent Summer 2019

Sr No	Name	Remark
1	AGRAWAL MEGHA S.	
2	ALHAT DISHA VIJAY	
3	ASWALE SNEHAL SANJAY	
4	AWALE SHIVANI SUJIT	
5	BAKSH ATUFA	
6	BARBOLE NIKITA N.	
7	GANGTHADE PALLAVI R.	
8	GHOLAP AISHWARYA D.	
9	HADBE NIVEDITA JAGANNATH	
10	HIRVE ANJALI	
11	INGALE SNEHA PANDIT	
12	INGOLE NAMRATA VASANT	
13	MORE ASMITA BHAGWAT	
14	NITAVE SHARWARI VIJAY	
15	PADWAL DHANSHRI VIKRAM	
16	PATEL AHSANATAFSHAN Z.	
17	PATEL DHRUTI NARESH	
18	PATIL SWATI RAJARAM	
19	BHATANE ANUJA UDHAVRAO	
20	BHATT DHVANI RAJIV	
21	BHUTADA PAYAL BRIJLAL	
22	BIRAJDAR SANKET SANJAY	
23	BIROLE CHAITANYA D.	
24	CHALWAD PRIYANKA S.	
25	IPPER SAYALI SHRIRAM	
26	JADHAV APEKSHA R.	
27	JADHAV RINKU U.	
28	JADHAV SNEHA V.	
29	JETHALIYA SHARAYU R.	
30	JIVANE RUTUJA N.	
31	PAWAR ABHISHEK C	
32	PAWAR NEHAL SHAM	
33	RANGWALA FATEMA	
34	REDDY PRANJALI SANJEEV	
35	SHAIKH ADIBANAZ	
36	CHALWADE SAYALI S.	
37	CHAMLE POOJA V.	
38	CHAVAN RUTUJA B.	
39	CHIDDARWAR PRIYANKA P.	
40	DALVI SAYLI S.	
41	DARAK DEVASHREE G.	
42	KABRA SAKSHI P.	
43	KASAT APOORVA S.	
44	KAWALE TWARITA A.	
45	KENDRE NIKITA R.	

46	KENDRE UMESH R.	
47	KHAIRNAR SHREYASI M.	
48	SHAIKH AFROZ	
49	SHINDE DIPALI EKNATHRAO	
50	SHINDE NEHA GOVINDRAO	
51	SONI VAISHNAVI P.	
52	TAMBE SHRUTI CHAGAN	
53	DESHMUKH RUTUJA A.	
54	DESHMUKH SHWETA B.	
55	DHONDAPURE ASHWINI S.	
56	DHONDAPURE MEGHA S.	
57	DHUMAL RUSHABH V.	
58	GAIKWAD NIKITA B.	
59	KOMBADE PRIYANKA D.	
60	KULKARNI POOJA S.	
61	KUNCHGE SANTOSHI N.	
62	LATE PRATIKSHA S.	
63	MANE MONIKA G.	
64	MANTRI SHREYA H.	
65	THITE SANDHYA P.	
66	TILLU PRANAV P.	
67	VAISHYA AYUSHI A.	
68	WARAT SHITAL S.	
69	YELALE APEKSHA D.	

Internee Atudent Winter 2019

Sr No	Name	Remark
1	INAMDAR ARSHIYA Z	
2	KAMBLE SHWETA K	
3	WAGHMODE AAKANKSHA S.	
4	WARJURKAR TEENU A.	
5	MUNGDE SHRUTI	
6	NARHARE RUTUJA S	
7	SAYED SABAH	

Total Intern:

76

Tandle Laxman G.

Batch - K

Varier Ashwathy A.

MIDSR Dental College, Latur
Internee Atudent Summer 2018

Sr No	Name	Remark
1	BAIG SUMAIRA	
2	BELAMBE POORNIMA	
3	GHUGE JAYSHREE U	
4	PAWAR PRAGATI	
5	BELSARE NIKITA P	
6	BUDDEPATIL SARIKA M	
7	JADHAV SUSHMA B	
8	SHINDE GEETA B	
9	CHOUDHARI PRACHI A	
10	DESHMUKH GAURI R	
11	KASBE SHRADDHA	
12	KENDRE SNEHAL	
13	SHINDE PAVAN R	
14	VHOTTE VISHAKHA S	
15	DHAMALE SARIKA S	
16	DHONE CHANDRAKALA R	
17	PAWAR AISHWARYA R	
18	PALKAR NIKITA	
19	WADODKAR MAKRAND M	
20	WATH ASHWINI	

Internee Atudent Winter 2018

Sr No	Name	Remark
1	Abdalwar Ankita S	
2	Ade Sheetal W	
3	Gund Shreyasha S	
4	Kazi Rana Zabeen	
5	Khase Akshay A	
6	Ovhal Anuja S	
7	Puri Pratiksha G	
8	Bansode Indira S	
9	Datal Apporva N	
10	Lodha Mamata D	
11	Mali Sujata S	
12	Shaikh Aamer G	
13	Shinde Vaishnavi V	
14	Sonwane Pooja J	
15	Dhepe Pranita A	
16	Ghadge Sushil S	
17	Mardikar Pranjali S	
18	Mohd. Saiful	
19	Surwase Monika S	
20	Tamboli Aqsa J	
21	Goswami Rohini B	
22	Gulwe Amogh P	

23	Nagargoje Yashshree	
24	Neha Kumari	
25	Ogale Ranjeet S	
26	Thakare Priya P	
27	Ubale Pratiksha R	
28	Yadav Nilesh G	

Total Intern:

48

MIDSR Dental College, Latur
Internee Atudent Summer 2017

Sr No	Name	Remark
1	ADE SNEHA SAHEBRAO	
2	AITALWAD SHEETAL DASHRATHRAO	
3	AJNE PRANITA PRADEEP	
4	AUSARMAL VISHWAJEET VINOD	
5	AYESHA SIDDIQUA MOHAMMED ABDUL	
6	BHAGWAN NIKITA HEMANT	
9	GURJAR MAITHILI DHANANJAY	
10	ISTHALKER KETAKI RAMCHANDRA	
11	JAGDALE SHYAM BALASAHEB	
12	JAIN BHUMIKA KANHAIYALAL	
13	JOSHI SUYASH SANJAY	
17	PATHAN KARISHMA ILAHI	
18	PATIL KETAKI TUKARAM	
19	PATIL PRADNYA BHUJANGRAO	
20	PATIL SANDHYA JAGANNATH	
21	PHAD ARCHANA LAXMAN	
22	PINATE SNEHAL SHIVAJIREDDY	
23	BIRADAR SNEHA BASWARAJ	
24	BIYANI SHIVANI V.	
25	CHAVAN SHRADHA P.	
26	CHIDREWAR GEETA N.	
27	CHINCHANSURE PRANOTI S.	
28	DAWARE SHUBHANGI S.	
31	KADAM PRADNYA LIMBRAJ	
32	KAMBLE SUHAS KIRAN	
33	KAUL MINEET SATISH	
34	KENDRE AMRUTA DINKAR	
35	KOTALWAR VAISHNAVI L.	
36	LATURIYA RADHIKA A.	
39	PUROHIT AISHWARYA R.	
40	RAMNANI AYESHA TARUN	
41	REDDY KALYANI RAJKUMAR	
42	SARKATE SUWARNA K.	
43	SHINDE PALLAVI MOHAN	
44	SHIVSHETTE MAMATA S.	
45	DEKHANE SUKANYA SUNIL	
46	DESHMUKH MAHESH U.	
47	DESHMUKH TEJASWINI M.	
48	DHAMALE SHITAL RAMKISHAN	
49	DHARMADHIKARI ABHISHEK N.	
50	DHELE NIHAL TUKARAM	
53	LIMBITOTE MADHAVI V.	

54	MAKARAND ABOLI DEEPAK	
55	MANE NISHIGANDHA DILIPRAO	
56	MHOLE MAYUR ANAND	
57	MUNDE AKSHAY SAMBHAJI	
61	SUBHEDAR DIPTI DATTU	
62	SURYAWANSHI SHUBHANGI M.	
63	SWAMI SHAILESH VIRSANG	
64	SWATHILEKSHMI M. NAIR	
65	TAMBOLKAR RAJESHWARI A.	
66	TARKASE POOJA BABURAO	
67	DODAL ADITI AKSHAY	
68	GUGALE RIYA RAJU	
69	GUNALE PRAVIN PRABHAKAR	
70	GUNDALE SWAPNALI B.	
71	GUPTA ISHITA SANJAY	
75	MUNDE SHRIKRISHNA P.	
76	MUNGE VAISHNVI V.	
77	NAKATE POOJA P.	
78	NARAYANKAR SAGAR DATTA	
79	NIDHI KAUSHAL	
80	PANCHANGE MANOJ S.	
83	TATTAPURE APARNA S.	
84	TAWADE SHRUTIKA S.	
85	TAWDE TEJASWI DATTARAO	
86	WAGHMARE PRADNYA S.	
87	WAGHMARE SUSMITA E.	

Internee Atudent Winter 2017

Sr No	Name	Remark
1	Ade Shweta K.	
2	Biradar Ajay S.	
3	Budrukwad N.H.	
4	Chavan Sunil Y.	
5	Dalimkar SK	
6	Karad Shantanu S.	
7	Kalge Maya B.	
8	Biradar Sneha K.	
9	Mukkanwar Rutuja N.	
10	Patil Aishwarya N.	
11	Phole Vishal P.	
12	Rathod Vanita s.	
13	Solanke Ashlesh A.	
14	Tandle Laxman G.	
15	Varier Ashwathy A.	
16	Wathore Priyanka N.	

Total Intern:

103

Batch - J

Tandle Laxman G.

Batch - K

Varier Ashwathy A.

MIDSR Dental College, Latur
Internee Atudent Summer 2016

Sr No	Name	Remark
1	ABDUL NAVEED A. H.	
2	AYYAGARI VIRESH G.	
3	AZRA SAMEEN M.	
4	BARGAJE PRITEE J.	
5	BARTAKKE ROHINI R.	
6	BHAGAT POOJA G.	
7	BHOSKAR SURABHI L.	
8	ISTALKAR ANKITA K.	
9	JADHAVAR SNEHA F.	
10	JAIWAL DINESH R.	
11	JOSHI ANKITA V.	
12	KADAM PRADNYA D.	
13	KADAM RATNESHWARI B.	
14	KADAM SHARMISHTHA S.	
15	MUKHOPADHYAY PRONOY P.	
16	MUNDHE SINDHUTAI B.	
17	NAGARE KIRAN R.	
18	NAGDE JYOTI V.	
19	NAIR TUSHAR V.	
20	PANDEY PRIYA S.	
21	PATIL SHRUTI K.	
22	PAWAR POOJA P.	
23	BIRADAR MAYUR A.	
24	BIRAJDAR AVINASH S.	
25	BORKAR ASHWINI G.	
26	BULE SNEHANKITA S.	
27	CHAUDHARI SUJATA N.	
28	CHAVAN NEHA N.	
29	CHAWLA NIKHIL R.	
30	KADAM SONALI T.	
31	KALANDAR GANESH L.	
32	KALE PRANALI P.	
33	KALE PRIYA B.	
34	KALE SHITAL M.	
35	KARAD JYOTI B.	
36	KAREEPADATH MIDHILA M.	
37	PETHE NEHA A.	
38	RAJBHOJ RUPALI S.	
39	SAMPATTE SADHANA S.	
40	SANSKRUTI P.	
41	SARDA ASHISH S.	
42	SAYED SUMERA Y.	
43	SAYYED NIDA K.	
44	SHAIKH ASIYA M.	
45	CHINNAWAR ACHYUT A.	

46	CHOPANE SHIVKUMAR S.	
47	CHOUGULE SAYALI P.	
48	DAD SHWETA R.	
49	DESHMUKH RUTUJA R.	
50	DESHMUKH YESHWANT B.	
51	DHARAMSI RAVINA M.	
52	KATKAR AMOL N.	
53	KENDRE PRITI P.	
54	KHAN AASIYA S.	
55	KHAROLKAR POOJA P.	
56	KULKARNI PRACHI A.	
57	KUNDGULWAR PAYAL R.	
58	LAHARE SHREYA V.	
59	SHAIKH AYMANARA R.	
60	SHAIKH NAJMA S.	
61	SHAKKARWAR SANDIP R.	
62	SHARMA JYOTSNA P.	
63	SHARMA PRIYANKA R.	
64	SHASTRI VIJAYALAXMI D.	
65	SHEWATKAR VAISHNAVI S.	
66	SHINDE HEMA V.	
67	DHIR POOJA R.	
68	DHONDGE NIKITA B.	
69	DOIFODE SWATI P.	
70	DONGRE SHITAL B.	
71	GOMARE AKSHAY A.	
72	GUTTE SHITAL S.	
73	HARNALE KIRAN R.	
74	LANJILE POOJA M.	
75	LATPATE DEEPANJALI B.	
76	LAWATE NEHA B.	
77	MAMIDWAR JYOTSNA U.	
78	MARUDKAR KAJOL L.	
79	MATTEKHANE SANAM S.	
80	MOTE DIPALI S.	
81	SHINGARE SHRILEKHA L.	
82	SINGH SHRUTI A.	
83	SURYAWANSHI SHUBHAM B.	
84	TIDKE RUTUJA V.	
85	TIWARI DHARMENDRA R.	
86	UTAGE ANUJA S.	
87	VAYBASE VIDYA A.	
88	WADNE SHRUTI S.	

Internee Atudent Winter 2016

Sr No	Name	Remark
1	Agale Pratibha	
2	Pathan Jabin	
3	Pokarna Priyanka	
4	Bhosale Amruta	

5	Rautwad Sangeeta	
6	Survase Balasaheb	
7	Lokhande Shubhangi	
8	Sayyed Shabbirali	
9	Yedme Pooja	
10	Naik Dharba	
11	Munde Abhay	

Total Intern:

99

MIDSR Dental College, Latur
Internee Atudent Summer 2015

Sr No	Name	Remark
1	ABHANGE SONALI S.	
2	AWASARE PRIYANKA G.	
3	BABARE MADHURI M.	
4	BHALKE VASUDHA D.	
5	BHORE POOJA A.	
6	BILOLIKAR AARTI M.	
7	BOBADE LAXMI K.	
8	CELESTINE WILSON	
9	DESHMUKH RADHIKA P.	
10	DHAGE YOGITA T.	
11	DHUMAL ANUJA A.	
12	GADE TRUPTI A.	
13	GAIKWAD MAYURI M.	
14	GAMBHIRE SWATI B.	
15	GAWALI SNEHAL A.	
16	GHADGE SANJANA S.	
17	GUND SNEHAL L.	
18	GUTTE SWATI S.	
19	JADHAV ASHWINI R.	
20	JADHAV SHWETA S.	
21	JADHAV SUCHITA F.	
22	KADAM SHUBHADA R.	
23	KAKADE MITHILA N.	
24	KAMBLE AMRAPALI R.	
25	KANDE JAISHREE M.	
26	KAPSE POOJA R.	
27	KAUSADIKAR PRANOTI P.	
28	KAWALE RUPALI V.	
29	KENDRE ROHINI A.	
30	KHANAPURE PUJA S.	
31	KOLIKAR NEHA D.	
32	LAHANE PRITEE V.	
33	MANE ANJALI K.	
34	MANE VAIDEHI R.	
35	MATH ANUSHA A.	
36	NAGARGOJE TANVI P.	
37	NARALE POOJA R.	
38	PANDHARIKAR RICHA S.	
39	PANDHARPURE SHEETAL V.	
40	PATALBANSI NIHARIKA P.	
41	PATIL ADITI B.	
42	PATIL HARSHADA D.	

43	PATIL SWATI S.	
44	PATIL SWATI U.	
45	PATIL UTKARSHA Y.	
46	PHAD SHITAL H.	
47	PHAD VAISHALI M.	
48	PORE VARSHA A.	
49	RANDIVE PALLAVI S.	
50	RODAGE MANSVI B.	
51	SALUNKE SHITAL A.	
52	SANAP SONALI B.	
53	SATPUTE KOMAL C.	
54	SAWANE JYOTI V.	
55	SAYED SUMAIYA N.	
56	SHAIKH AFSIYA A.	
57	SHAIKH NILOFAR I.	
58	SHAIKH NILOFAR K.	
59	SHARMA ANJU S.	
60	SHETE PAYAL S.	
61	SOMATKAR RUCHITA B.	
62	SURYAWANSHI ASHWINI S.	
63	TAK ASHWINI V.	
64	THAKRE RAKHI D.	
65	VHANALE DIPALI V.	
66	VYAVAHARE MUKTABAI M.	
67	WAGHMARE POOJA A.	
68	WANGASKAR SNEHA A.	
69	ALURE SHRIPRASAD B.	
70	BANGAR GOVIND S.	
71	BIYANI RAMANKUMAR K.	
72	KALE PRANAV P.	
73	KAPSE SANKET K.	
74	KULKARNI GANESH D.	
75	NARWADE ROHANKUMAR S.	
76	PAWAR PAWAN A.	
77	SANGLE SHRIRANG S.	
78	SHAIKH MD ARSHAD.	
79	SHARMA CHIRAG R.	
80	SHINDE SHRINIVAS A.	
81	SONWANE PRADEEP A.	
82	TAT SWAPNIL M.	
83	TIWARI VINAY H.	

Internee Atudent Winter 2015

Sr No	Name	Remark
1	Bansude Ashlesha K.	
2	Barure Govind B.	

3	Chate Sneha R.	
4	Chinchole Priyanka A.	
5	Dixit Pooja R.	
6	Dound Satishkumar B.	
7	Fattepurkar Aboli N.	
8	Gawali Priyanka P.	
9	Ghadage Vikas Y.	
10	Madke Pushpraj M.	
11	Mistry Sheena S.	
12	Nalwad Chaitanya R.	
13	Dahiphale Kalyani U.	
14	Ghodake Prachi D.	
15	Kendre Shubhangi S.	
16	Hange Venkatesh B.	
17	Khandalikar Renuka S.	
18	Lad Snehal J.	
19	Patil Priyanka P.	
20	Patil Vedanti D.	
21	Pawar Avinash P.	
22	Pise Madhuri D.	
23	Ramejwar Pankaj T.	
24	Rathod Menaka S.	
25	Rathod Vandana D.	
26	Sabale Sonali D.	
27	Sagar Tejas U.	
28	Shah Shatalee S.	
29	Solunke Sushil S.	
30	Somwanshi Adeshbhaiya V.	
31	Sonkate Sneha A.	
32	Sufiya M. Farooqui	
33	Talreja Nikita P.	
34	Thorat Priyanka R.	
35	Tiwari Vijay H.	
36	Wanve Kiran V.	

Total Interns	119
----------------------	-----

MIDSR Dental College, Latur

Online IV BDS Practical Time Table

सर्व विभागप्रमुख व इन्चार्ज याना सूचित करण्यात येते कि खाली दिलेल्या तारखेप्रमाणे आपण आपल्या विभागातील हिवाळी परीक्षेस बसणाऱ्या विद्यार्थ्यांचे प्रात्यक्षिक क्लास घेण्यात यावे. तरी खाली दिलेल्या तारखेप्रमाणे आपल्या विभागाचा **Teaching Schedule** तयार करून द्यावा

Sr No	Subject	Date	Time	Class
1	Prosthodontics	26-10-2020 to 31-10-2020	10:00 am to 01:pm	IV BDS
2	Periodontics	02-11-2020 to 07-11-2020	10:00 am to 01:pm	IV BDS
3	Orthodontics	09-11-2020 to 18-11-2020	10:00 am to 01:pm	IV BDS
4	PHD	19-11-2020 to 25-11-2020	10:00 am to 01:pm	IV BDS
5	Oral Surgery	26-11-2020 to 02-12-2020	10:00 am to 01:pm	IV BDS
6	OMDR	02-12-2020 to 09-12-2020	10:00 am to 01:pm	IV BDS
7	Conservative	10-12-2020 to 17-12-2020	10:00 am to 01:pm	IV BDS
8	Pedodontics	18-12-2020 to 25-12-2020	10:00 am to 01:pm	IV BDS

Note : Excluding Holiday

**Principal,
MIDSR Dental College,
Latur**

Date. / /

Notice

This is to inform all the fresh batch of interns that the institute has arranged for exam series for Entrance exam preparation which will be conducted our Saturday afternoons by all department. The schedule for the same will be informed beforehand all the students interance kindly register their name in students section.

Principal

MIDSR Dental College, Latur

Date: - 24/08/2015

MIDSR DENTAL COLLEGE, LATUR.

NOTICE

This is to inform all the fresh batch of interns that the institute has arranged for exam series for Entrance exam preparation which will be conducted our Saturday afternoons by all department. The schedule for the same will be informed beforehand. All the students interested kindly register their name in students section.

Principal,
MIDSR Dental College, Latur

Date: - 26/09/2017

MIDSR DENTAL COLLEGE, LATUR.

NOTICE

This is to inform all the fresh batch of interns that the institute has arranged for exam series for Entrance exam preparation which will be conducted our Saturday afternoons by all department. The schedule for the same will be informed beforehand. All the students interested kindly register their name in students section.

Principal,
MIDSR Dental College, Latur

Date: - 12/09/2018

MIDSR DENTAL COLLEGE, LATUR.

NOTICE

This is to inform all the fresh batch of interns that the institute has arranged for exam series for Entrance exam preparation which will be conducted our Saturday afternoons by all department. The schedule for the same will be informed beforehand. All the students interested kindly register their name in students section.

Principal,
MIDSR Dental College, Latur

MIDSR DENTAL COLLEGE, LATUR

DEPARTMENT OF ORTHODONTICS

ENTRANCE PREPARATION MASTER TIME TABLE-2015

✓ 1	5-Oct-15 to 10-Oct-15	Orthodontics	Introduction, Growth & development, Development of Dentition & Occlusion
✓ 2	12-Oct-15 to 17-Oct-15	Oral Medicine	Radiation Physics, Biological Effects Radiation Salfy, Imaging principles & Techniques, (Parts 1,2,3 & 4 from White and Pharoah)
✓ 3	19-Oct-15 to 24-Oct-15	Pedodontics	Child Psychology, Fear and anxiety, Non pharmacological behaviour management, conscious sedation, fluorides
✓ 4	26-Oct-15 to 31-Oct-15	Oral Pathology	Developmental Disturbances of Oral Cavity, Benign & Malignant lesions of Oral Cavity
✓ 5	2-Nov-15 to 7-Nov-15	Endodontics	Principles of Operative Dentistry, Infection Control, Isolation, Gingival tissue Management, Occlusion, Instruments, Properties of DM, Diagnosis+Diagnostic Equipments, DA+DI, Pulp+Periapical tissue, Endodontic Microbiology, Rationale of Endodontics
✓ 6	16-Nov-15 to 21-Nov-15	Prosthodontics	Complete Denture
✓ 7	23-Nov-15 to 28-Nov-15	Oral Surgery	Infection Control & Principles of oral Surgery, Exodontia, Local & General Anaesthesia
✓ 8	30-Nov-15 to 5-Dec-15	Community	Man & Medicine, Concept of Health & disease, Principles of Epidemiology, Screening for Disease, Nutrition & Hospital waste Management,
✓ 9	7-Dec-15 to 12-Dec-15	Periodontics	Normal Periodontium, Gingival Diseases, Periodontal Diseases
✓ 10	14-Dec-15 to 19-Dec-15	Orthodontics	Malocclusion in Orthodontics, Habits, Diagnosis in Orthodontics
✓ 11	21-Dec-15 to 26-Dec-15	Oral Medicine	Introduction to oral medicine & Diagnosis Disease of respiratory tract, Pharmacology & Headache, pharmacology and headache ulcerative and bullous lesions, red and white lesions of oral mucosa
✓ 12	28-Dec-15 to 2-Jan-16	Pedodontics	Cariology, Resatorations in dentistry, Hospital dentistry, Plaque control, Pit and fissure sealant
✓ 13	4-Jan-16 to 9-Jan-16	Oral Pathology	Tumours of salivary Gland, Odontogenic Cyst & tumor
✓ 14	11-Jan-16 to 16-Jan-16	Endodontics	Dental Cements, Dental Amalgam + Pin retained Amalgam, Non-carious Cervical lesion, Eruption & Shedding, Endodontic Instruments, Internal Anatomy, RCO + Working Length Determination, Bmp+ Obturation, Intracanal Medicament + Endodontic irrigants
✓ 15	18-Jan-16 to 23-Jan-16	Prosthodontics	Removable Partial Denture
✓ 16	25-Jan-16 to 30-Jan-16	Oral Surgery	Maxillofacial Trauma, Cyst of Jaws & orofacial Region, TMJ Disorders, Haemorrhage & Shock
✓ 17	1-Feb-16 to 6-Feb-16	Community	Health Information & Statistics, Communication for Health Education, Health Planning & Management, Health Care of The Community, International Health
✓ 18	8-Feb-16 to 13-Feb-16	Periodontics	Pathogenesis of Periodontal Diseases, Microbiology, Calculus & Iatrogenic factors, Defence mechanism of Gingiva
✓ 19	15-Feb-16 to 20-Feb-16	Orthodontics	Biomechanics, Preventive & Interceptive orthodontics, Anchorage Control
✓ 20	22-Feb-16 to 27-Feb-16	Oral Medicine	Pigmented lesions of oral mucosa, Benign lesions of oral mucosa, oral cancer, Salivary gland diseases, TMJ disorders, orofacial pain
✓ 21	29-Feb-16 to 5-Mar-16	Pedodontics	Traumatology, Oral habits, Space maintainers (Space management), Gingival and periodontal diseases
✓ 22	7-Mar-16 to 12-Mar-16	Oral Pathology	Bacterial, Viral, Mycotic Infection of Oral Cavity, Dental Caries
✓ 23	14-Mar-16 to 19-Mar-16	Endodontics	1. Adhesion 2. Composite-Material + Cavity Preparation 3. Esthetics in operative dent 3. Biologic Consideration operative dentistry 4. Traumatic Injuries 5. Endo-Perio Lesion 6. Endodontic failures + Retreatment 7. Surgical Endodontics
✓ 24	21-Mar-16 to 26-Mar-16	Prosthodontics	Fixed Partial Denture

25	28-Mar-16 to 2-Apr-16	Oral Surgery	Maxillary Sinus, Salivary Gland Disorders, Pre Prosthetic Surgeries
26	4-Apr-16 to 9-Apr-16	Community	Introduction to Public Health Dentistry, Epidemiology of dental Caries, Periodontal Disease, Oral cancer & Malocclusion, Oral health Education & Promotion, School Dental Health Programme, Finance In Dentistry
27	11-Apr-16 to 16-Apr-16	Periodontics	Periodontal medicine, Smoking & Periodontium, Effects of Systemic Diseases on the Periodontium
28	18-Apr-16 to 23-Apr-16	Orthodontics	Space gaining, Orthodontic Appliances, Myofunctional (Removable & Fixed, Orthopedics etc)
29	25-Apr-16 to 30-Apr-16	Oral Medicine	Diseases of CVS, GIT, Renal, Hematological & Immunology, Bleeding and Clotting Disorders, Transplantation Medicine, Infections, Diabetes Mellitus and Endocrine Diseases, Neuromuscular disorders, Basic Principles of Human Genes
30	2-May-16 to 7-May-16	Pedodontics	Paediatric endodontic, Dentistry for special child, lasers in paediatric dentistry, cleft lip and palate, child abuse
31	9-May-16 to 14-May-16	Oral Pathology	Disease of Periodontium, Pulp & Periapical tissue, Disease of Skin
32	16-May-16 to 21-May-16	Endodontics	Minimal Invasive Dentistry, Lasers in Dentistry, Dental Hypersensitivity, Restoration of Endodontically Treated teeth, Management of Discoloured teeth, Resorption
33	23-May-16 to 28-May-16	Prosthodontics	Complete Prosthodontics Including Dental Implants & Maxillofacial
34	30-May-16 to 4-Jun-16	Oral Surgery	Maxillofacial Infections, Impacted Teeth, Dental Implants, Neuropathology
35	6-Jun-16 to 11-Jun-16	Community	Fluorides, Indices, Dental Manpower, Pit & Fissure Sealants, ART, Ethics in Dentistry
36	13-Jun-16 to 18-Jun-16	Periodontics	Diagnosis, Prognosis & Treatment plan, NSPT, Trauma From Occlusion, Periodontal Instrumentation
37	20-Jun-16 to 25-Jun-16	Orthodontics	Corrective Orthodontics (treatment of Different Malocclusion), Surgical orthodontics & Retention & Relapse, Adult Orthodontics
38	27-Jun-16 to 2-Jul-16	Oral Medicine	Radiographic interpretation of pathology (Part 5 from White & Pharoah)
39	4-Jul-16 to 9-Jul-16	Pedodontics	growth and development, eruption and shedding, teething, development of occlusion
40	11-Jul-16 to 16-Jul-16	Oral Pathology	Disease of Bone & Joint, Disease of Blood & Blood Forming Organs
41	18-Jul-16 to 23-Jul-16	Endodontics	Cast Restoration & Casting procedure - defects, Direct Filling Gold, Geriatric Endodontics, Single Visit Endodontics, Regenerative Endodontics, Lasers, Tissue Engineering, Ethics
42	25-Jul-16 to 30-Jul-16	Prosthodontics	Dental material & Applied Sciences
43	1-Aug-16 to 6-Aug-16	Oral Surgery	Orthognathic Surgery, Oral Cancer & Biopsy, Cleft Lip & Palate
44	8-Aug-16 to 13-Aug-16	Community	Law & Dentistry (CPA), The Dentist Act, IDA, DCI, Survey In Dentistry, Tobacco Control
45	15-Aug-16 to 20-Aug-16	Periodontics	Surgical Therapy, Dental Implants, Supportive Periodontal Therapy, Recent Advances in Periodontics

PRINCIPAL
MIDSR DENTAL COLLEGE, LATUR

Results

Following is the list of marks obtained by the interns in the exam conducted on 12th -oct-2015. For the subject for Oral Medicine

First Topper- Ghadge Sanjana - 68

Second Topper- Lahane Preeti- 66

Sr No	Roll No	Name	Marks
1	151603	Alure Shriprasad	50
2	151606	Baheti Meghna	57
3	151607	Bhalke Vasudha	55
4	151610	Birajdar Revati	60
5	151611	Biyani Ramankumar	46
6	151612	Bobde Laxmi	52
7	151614	Deshmukh Radhika	52
8	151615	Dhage Yogita Tryambakrao	50
9	151616	Dhumal Anuja Ajaykumar	56
10	151619	Gambhire Swati	46
11	151620	Ghadge Sanjana	68
12	151622	Jadhav Shweta Sarang	65
13	151626	Kapse Pooja	41
14	151629	Kolikar Neha	53
15	151630	Kulkarni Ganesh	46
16	151631	Lahane Pritee Vishvanath	66
17	151632	Mane Anjali Kishanrao	54
18	151633	Mane Vaidehi Rajabhau	60
19	151634	Math Anusha Arvind	65
20	151636	Narale Pooja Rajendra	57
21	151637	Narwade Rohankumar Sandipan	60
22	151638	Pandharikar Richa	52
23	151639	Pandharpure Sheetal	55
24	151640	Patalbansi Niharika	49
25	151641	Patil Aditi	45
26	151643	Patil Swati Upmanyu	54
27	151644	Pawan Pawar	54
28	151645	Phad Sheetal	48
29	151646	Randive Pallavi Santaji	60
30	151647	Rodge Manasvi	37
31	151650	Sangle Shrirang Shamsundar	54
32	151651	Satpute Komal	60

33	151652	Sawane jyoti	35
34	151653	Sayyad Sumaiya	60
35	151655	Shaikh MD Arshadullah	56
36	151657	Shaikh Nilopher K	50
37	151660	Samatkar Ruchita	47
38	151661	Suryawanshi Ashwini Subhashrao	33
39	151663	Thakre Rakhi	40
40	151665	Vhanale Dipali Vitthalrao	59
41	151666	Vyavhare Muktabai	49
42	151667	Waghmare Pooja Arun	48
43	151669	Patil Utkarsha	60
44	151670	Rajewar Sumit	42

MIDSR DENTAL COLLEGE, LATUR ORAL MEDICINE AND RADIOLOGY - PAPER 1

name given to the junction

- Coronal and sagittal sutures
- Frontal and nasal bone
- Lambdoid and sagittal sutures
- Two palatal bones

of the four completions given
the stem (incomplete sentences)
NG? Submentoverte

- Usually demonstrates zygomatic arches
- Can demonstrate fractures of the base of skull
- Demonstrate the body of mandible
- Indicated if there is suspicion of cervical spine injury
- of radiosensitive cells in body

- Endothelial cells
- Epithelial cells
- Red blood cells
- White blood cells

were discovered in the year

- 1890
- 1895
- 1900
- 1905

of the following statement is

- X-rays travel at speed of 297,600 Km.s-1
- X-rays can be focused
- The nucleus of an atom contains protons and neutrons
- Cathode rays can be converged to a point
- used to light during
- ment will be
- Blurred
- Dark
- Light
- Retriculated

of the following statement is

- All photographic films are affected by X-rays to some extent
- The standard temperature and time for developing X-rays are 50 F and 4 min respectively
- A larger focal spot permits sharper definitions on film
- X-ray films should be washed in running water for atleast 10 min

the following are radiolucent *Except*

- Glass
- Lead
- Rubber
- Wood

in of the following is FALSE

- "Unsafe" dark room lights may cause fogging of films
- Alveolar resorption is easily recognized on radiograph
- Decreasing the focal skin distance increases the radiation safety factor
- Osteosclerosis may be confused with hypercementosis on a radiograph

cells of the body that are least susceptible to X-rays are

- Epithelial cells
- Erythroblasts
- Lymphocytes
- Muscle cells

Which of the following kVp will reduce the greatest contrast among targets on a radiograph

- 55 kVp
- 75 kVp
- 85 kVp
- 90 kVp

The facial aspect of an intraoral film is determined by the

- Anatomic landmarks

- 13. The maximum permissible dose of radiation to the operator of an X-ray machine is
 - a. 0.05 roentgens per year
 - b. 0.5 roentgens per year
 - c. 5.0 roentgens per year
 - d. 50 roentgens per year

- 14. The entroral radiograph that best demonstrates the subcondylar portion
 - a. AP mandible
 - b. Waters view
 - c. Towne's projection
 - d. Submental vertex

- 15. Ghost like shadow are seen in
 - a. Cephalogram
 - b. Panoramic radiograph
 - c. MFI
 - d. CT

- 16. Grid is used
 - a. To remove secondary radiation
 - b. Filter the radiation
 - c. Removes scattered radiation
 - d. None of the above

- 17. Unwanted rays from X-ray beam with less penetrating power and which do not contribute for formation of image are removed from the beam
 - a. Collimation
 - b. Filtration
 - c. KVP
 - d. Absorption

- 18. Higher kVp is
 - a. Disadvantage to the film
 - b. Disadvantage to the patient
 - c. Advantage to the film
 - d. All of the above

- 19. Radiation induced thyroid cancer is a result of what type of radiation effect
 - a. Somatic
 - b. Genetic
 - c. Teratogenic
 - d. None of the above

- 20. Internal resorption appears first in the radiograph as
 - a. Interproximal bony loss
 - b. Small granules in the pulp chamber
 - c. A small area around the apex of the root
 - d. Small radiolucent enlargement of the pulp cavity in a localized area

- 21. Jug handle view indicates
 - a. Occipitomental radiograph
 - b. Submentoverte radiograph
 - c. Orthopantomogram
 - d. None of the above

- 22. Most effective method of decreasing radiation is
 - a. E speed film
 - b. Decreasing exposure time
 - c. Decreasing kilovoltage
 - d. Decreasing milliamperes

- 23. Image sharpness is increased by
 - a. Decreasing focal spot size
 - b. Increasing focal spot size
 - c. Decreasing source film distance
 - d. Increasing object-film distance

- 24. Lamina dura is
 - a. Radiographic appearance of bundle bone
 - b. Alveolar bone proper
 - c. Criform plate
 - d. All of the above

- 25. X-rays are type of
 - a. Atomic radiation
 - b. Ultrasonic radiation
 - c. Electromagnetic radiation
 - d. Particulate radiation

- 26. Film badge is a type of
 - a. Identification plate
 - b. Sonometer
 - c. Dosimeter
 - d. Tachometer

27. Teeth affected by radiation hazard

- a. Occlusal caries
- b. Proximal caries
- c. Dosimeter
- d. Rampant caries

- 28. Calcium content in the lamina dura
 - a. More than the other parts of the alveolar bone
 - b. Less than the other parts of the alveolar bone
 - c. Same as the other parts of the alveolar bone
 - d. Less than the cementum

- 29. The best view to visualize zygomatic arches is
 - a. Jug handle view
 - b. Occipitomental view
 - c. Orthopantomogram
 - d. Skull PA view

- 30. Radiographically, the normal horizontal plane of alveolar bone interdentally is related to
 - a. Cemento enamel junction of adjacent teeth
 - b. Epithelial attachment of adjacent teeth
 - c. Trabecular pattern of bone
 - d. All of the above

- 31. Thin radiographic appearance of opaque line surrounding a healthy is called
 - a. Bundle bone
 - b. Lamina dura
 - c. Cortical bone
 - d. Cancellous bone

- 32. X-rays causes radiation damage primarily by their property of
 - a. Penetration
 - b. Radioactivity
 - c. Electromagnetic radiation
 - d. Ionisation

- 33. The size of the x-ray beam is regulated by
 - a. Collimation
 - b. Filtration
 - c. Beam attenuation
 - d. Tube rating

- 34. A developer at high temperature will cause
 - a. Clear white spots on the film
 - b. Yellow stains
 - c. Very dark image
 - d. Very light image

- 35. The earliest sign of radiographic sign of osteomyelitis
 - a. Solitary or multiple small radiolucent areas
 - b. Increased granular radiopacity
 - c. Blurring or trabecular outlines
 - d. Formation of sequestrum appearing as radioopaque patches

- 36. The mental foramen is mistaken as
 - a. Periapical radiolucency of 1st premolar
 - b. Periapical radiolucency of 1st molar
 - c. Periapical radiolucency of canine
 - d. Periapical radiolucency of 2nd premolar

- 37. Which of the following is an important ingredient of fixer solution
 - a. Acetic acid
 - b. Sodium thio-sulphate
 - c. Sodium meta-bisulphate
 - d. Aluminium chloride

- 38. Mandibular occlusal film is used for
 - a. Detection of sialolith of submandibular gland
 - b. Detection of fracture of mandible
 - c. Detection of sialolith of parotid gland
 - d. All of the above

- 39. Sub mandibular salivary calculus is best seen by
 - a. Bite wing
 - b. OPG
 - c. Occlusal film
 - d. IOPA of 3rd molar region

- 40. Which of the following has a radiolucency closest to the dentin
 - a. ZOE

- b. Calcium hydroxide
 - c. Silicophosphate
 - d. Gutta-percha
41. X-ray beam is filtered
 - a. To soften the beam
 - b. To increase the patient exposure
 - c. To remove the long wave photons
 - d. To remove the short wave photons

42. The best radiograph for viewing the maxillary sinus is
 - a. Jug-handle view
 - b. Water's
 - c. Towne's
 - d. PA

43. Which of the following organ is most radiosensitive
 - a. Cartilage
 - b. Gonads
 - c. Lungs
 - d. GIT

44. Which of the following tumor is most radiosensitive
 - a. Osteosarcoma
 - b. Chondroma
 - c. Ewings sarcoma
 - d. Metastatic carcinoma

45. Density of a radiograph is increased by
 - a. Decreasing MA
 - b. Decreasing kVp
 - c. Decreasing target-film distance
 - d. Increasing target-film distance

46. Function of grid is all except
 - a. Increase the objectivity
 - b. Decrease the fog
 - c. Increase the contrast
 - d. Reduce the patient exposure

47. Bitewing radiographs are taken to diagnose
 - a. Proximal caries
 - b. Occlusal caries
 - c. Cervical caries
 - d. Bone loss

48. A dentist planning to remove an impacted tooth will need which of the following radiograph
 - a. IOPA
 - b. Bitewing radiograph
 - c. Lateral view
 - d. AP view

49. Radiograph of periodontal ligament of a tooth which has lost its antagonists show
 - a. Widening of PDL space
 - b. Narrowing of PDL space
 - c. Increased density
 - d. Sclerotic change

50. The base of the X-ray film composed of
 - a. Polyester
 - b. Gelatin
 - c. Nylon
 - d. Bromide

51. The films placed parallel to long axis of tooth, results in increase in tooth-film distance. To allow for good image qualities which of the following must be done
 - a. Increasing kVp
 - b. Decreasing kVp
 - c. Decreasing the target-film distance
 - d. Increasing the target-film distance

52. In paralleling technique, X-ray film is held parallel to teeth. To accomplish this film needs to be positioned away from the teeth within the oral cavity resulting in distortion. To overcome this
 - a. Increase the kVp
 - b. Decrease the kVp
 - c. Increase the target-film distance
 - d. Decrease the target-film distance

53. X-rays required to determine the age of 16 year old are
 - a. Elbow, hand, oblique jaw
 - b. Wrist, pelvis, oblique jaw
 - c. Knee, pelvis, skull
 - d. Ankle, pelvis, shoulder

MIDS DENTAL COLLEGE, LVA ORAL MEDICINE AND RADIOLOGY - PAPER 1

- Best X-ray to view superior compartment of TMJ
- a. Transpharyngeal
 - b. Transcranial
 - c. Orthopantomograph
 - d. Transorbital
- Intensifying screens are used with extra oral radiography to
- a. Increase the kVp
 - b. Increase the exposure time
 - c. Decrease the fixing time
 - d. Decrease the patient exposure
- Which of the following is the radiographic view of choice for submandibular duct calculus
- a. IOPA
 - b. OPG
 - c. Occlusal
 - d. Lateral oblique mandible
- Which of the following can be determined most accurately by radiograph alone
- a. Periodontal ligament
 - b. Periodontal abscess
 - c. Anatomic root length
 - d. Bifurcation involvement
- Of the following the most radiosensitive cell is the
- a. Nerve cell
 - b. Lymphocyte
 - c. Muscle cell
 - d. Cartilage
- Size of the bitewing film is
- a. 32 x 41 mm
 - b. 22 x 35 mm
 - c. 57 x 76 mm
 - d. 75 x 90 mm
- Panoramic radiograph is used to detect radiological abnormalities of
- a. Mandibular condyle
 - b. Maxillary anteriors
 - c. Mandibular teeth
 - d. Occipital condyle
- The advantage of radiovisiograph is
- a. Excessive X-ray exposure
 - b. Less exposure to X-ray
 - c. All of the above
 - d. None of the above
- An oval radiolucent area over the apices of maxillary incisors
- a. Nasopalatine foramen
 - b. Lingual foramen
 - c. Nasal fossa
 - d. Incisive canal
- Half value layer refers to
- a. The rate at which an X-ray photon transfer its energy to irradiated matter
 - b. Thickness of substance required to reduce the number of X-ray photons by half
 - c. Time taken for X-ray photons to travel half the distance from source to object
 - d. Heel effect seen when the anode is placed at an angle to electron stream in X-ray cathode tube
- A thin radiolucent line which follows the root outline on X-rays is
- a. Lamina dura
 - b. Periodontal ligament
 - c. Nutrient canal
 - d. Pulp
- The radiographic cephalometry was introduced in
- a. 1931
 - b. 1932
 - c. 1933
 - d. 1934
- In cephalometric radiography the distance between the subject and the source of X-ray is
- a. 2 feet
 - b. 48 inches
 - c. 4.8 meters
 - d. 5 feet
- In zygomatic arch fracture, which of the following x-ray is taken
- a. Lateral view of skull
 - b. Occipitomental view
 - c. Submentovertex view
 - d. PA view
- Interproximal caries is best detected by
- a. Bitewing radiograph
 - b. Periapical
 - c. Occlusal
 - d. None of the above
- Localisation of an object is done by
- a. Paralleling angle technique
 - b. Bisecting angle technique
 - c. Tubeshift technique
 - d. Occlusal technique
- The function of grid is
- a. To prevent scattered radiation from reaching X-ray film
 - b. To decrease the X-ray radiation to the patient
 - c. To decrease the contrast of the image
 - d. To improve the density
- The 'heel effect' results
- a. In low intensity X-ray beam on anode side of central ray
 - b. In high intensity beam of X-ray towards cathode
 - c. Both of them are true
 - d. None of the above are true
- The target of X-ray tube is angulated to produce all the following effects except
- a. To decrease the effective focal spot
 - b. To increase the image sharpness
 - c. To energize the photons
 - d. To dissipate heat
- Radiation caries occurs due to all the following except
- a. Bone defects
 - b. Fibrosis of salivary gland
 - c. Decreased flow of saliva
 - d. Low PH of saliva
- In lateral cephalogram, the distance at which the film is placed from the mid sagittal plane
- a. 10 cms
 - b. 12 cms
 - c. 15 cms
 - d. 18 cms
- In internal derangement of TMJ fracture panoramic view has been taken for patient. To confirm our diagnosis, the following is required
- a. MRI
 - b. CT
 - c. Arthroscopy
 - d. Bone scan
- Intensifying screens in extraoral radiological examinations in order to
- a. Improve density
 - b. Decrease exposure time
 - c. Decrease the scattered radiation
 - d. Improve definition
- The image sharpness on radiograph increased by
- a. Increasing the film speed
 - b. Increasing the object film distance
 - c. Using a small focal spot size
 - d. using a LARGE focal spot size
- A low kilovoltage technique is most advantageous in demonstrating
- a. Resorption of alveolar crest bone
 - b. Periapical lesions
 - c. Incipient caries
 - d. Nutrient canals
- The wavelength of X-ray photons depends on
- a. MA
 - b. kVp
 - c. Distance between source and object
 - d. Quantity of electrons in cathode stream
- The X-ray collimators commonly used in dentistry include following except
- a. Diaphragm collimator
 - b. Tubular collimator
 - c. Rectangular collimator
 - d. Square collimator
- The sharpness of image on the film can be increased by
- a. Large focal spot
 - b. Small focal spot
 - c. Increasing the target-skin distance
 - d. Increasing the film-object distance
- Submentovertex view is best useful for
- a. Sinuses
 - b. Zygomatic fractures
 - c. Mandibular fractures
 - d. Maxillary fractures
- Reducing the size of X-ray beam is achieved by
- a. Filtration
 - b. Photoelectric effect
 - c. Collimation
 - d. Benzold-bukle effect
- Radiographically mental foramen lies between the roots of
- a. Canine and first premolar
 - b. First and second premolars
 - c. Second premolar and first molar
 - d. In the incisor region
- While taking radiographs for children by what % should X-ray beam exposure should be reduced?
- a. 25%
 - b. 50%
 - c. 75%
 - d. As adult
- The radiographic view of choice for zygomaticomaxillary complex fracture is
- a. True lateral
 - b. Occipitomental 30°
 - c. AP skull
 - d. PA skull
- A radiopaque mass continuous with cemento enamel junction attached to distal of the premolar is
- a. Hyperkeratosis
 - b. Calculus
 - c. Food debris
 - d. Epithelial attachment
- The mental foramen which appears as a radiolucency and can be mistaken for periapical pathology lies close to apex of which tooth
- a. Mandibular 1st molar
 - b. Maxillary 1st molar
 - c. Mandibular premolar
 - d. Mandibular canine
- Carpel radiograph is used for assessment of
- a. Bone condition
 - b. Chronological age
 - c. Treatment plan
 - d. Skeletal maturation
- The region in crown of tooth often mistaken for caries in the intraoral periapical radiograph
- a. Cementoenamel junction
 - b. Dentinoenamel junction
 - c. Pulp horn
 - d. Secondary dentin
- The X-rays which are most likely to be absorbed by tissues and produce an injury
- a. X-ray of long wavelength
 - b. X-ray of short wavelength
 - c. Filtered X-ray
 - d. Central rays
- Radiation injury to haemopoietic system of the bone marrow occurs when the whole body exposure ranges between
- a. 50 to 100 rads
 - b. 200 to 1000 rads
 - c. 1000 to 5000 rads
 - d. 10,000 rads to more
- The maximum penetration among the following seen with which ray
- a. Alpha
 - b. Beta
 - c. Gamma
 - d. Electron beam
- A decrease in which of the following causes an increase in radiographic density
- a. Ma
 - b. kVp
 - c. Object-film distance
 - d. Source object distance
- Radiographic appearance of inferior dental canal and roots of mandibular 3rd molar

MIDSR DENTAL COLLEGE, LATUR

ENTRANCE EXAM STUDENT LIST

Department of Oral Pathology

Sr No	Roll No	Name	Marks
1	151632	Mane Anjali Kishanrao	84
2	151601	Awasure Priyanka	77
3	151602	Abhange Sonali	80
4	151603	Alure Sriprasad	79
5	151607	Bhalke Vasudha	81
6	151608	Bhore Pooja	77
7	151610	Birajdar Revati	88
8	151613	Celestine Wilson	85
9	151615	Dhage Yogita Tryambakrao	64
10	151616	Dhumal Anuja	57
11	151618	Gaikwad Mayuri	49
12	151619	Gambhire Swati	57
13	151620	Ghadge Sanjana	58
14	151622	Jadhav Shweta Sarang	48
15	151630	Kulkarni Ganesh	73
16	151631	Lahane Preeti	47
17	151633	Mane Vaidehi Rajabhau	39
18	151636	Narale Pooja Rajendra	88
19	151637	Narwade Rohan Sandipan	77
20	151638	Pandharikar Richa	88
21	151639	Pandharpure Sheetal	89
22	151640	Patalbansi Niharika	81
23	151641	Patil Aditi	87
24	151643	Patil Swati Upmanyu	76
25	151644	Pawan Pawar	79
26	151645	Phad Sheetal	89
27	151646	Randive Pallavi	53
28	151647	Rodge Manasvi	51
29	151651	Satpute Komal	44
30	151652	Sawane jyoti	47
31	151653	Sayyad Sumaiya	66

32	151654	Shaikh Afsiya H	67
33	151655	Shaikh MD Arshadullah	80
34	151657	Shaikh Nilopher K	63
35	151658	Sharma Anju	
36	151661	Suryawanshi Ashwini Subhashrao	64
37	151662	Tak Ashwini	49
38	151665	Vhanale Dipali Vitthalrao	41
39	151666	Vyavhare Muktabai	42
40	151667	Waghmare Pooja Arun	58
41	151669	Patil Utkarsha	85

MIDSR DENTAL COLLEGE, LATUR

CET ENTRANCE EXAM STUDENT LIST

Sr No	Roll No	Name	Exam Sign	Discussion Sign
1	151601	Awasare Priyanka		
2	151602	Abhange Sonali		
3	151603	Alure Sriprasad		
4	151606	Baheti Meghna		
5	151607	Bhalke Vasudha		
6	151608	Bhore Pooja		
7	151610	Birajdar Revati		
8	151611	Biyani Ramankumar		
9	151612	Bobade Laxmi		
10	151613	Celestine Wilson		
11	151614	Deshmukh Radhika		
12	151615	Dhage Yogita Tryambakrao		
13	151616	Dhumal Anuja		
14	151618	Gaikwad Mayuri		
15	151619	Gambhire Swati		
16	151620	Ghadge Sanjana		
17	151621	Gutte Swati		
18	151622	Jadhav Shweta Sarang		
19	151626	Kapse Pooja		
20	151627	Kapse Sanket		
21	151628	Khanapur Pooja		
22	151629	Kolikar Neha		
23	151630	Kulkarni Ganesh		
24	151631	Lahane Preeti		
25	151632	Mane Anjali Kishanrao		
26	151633	Mane Vaidehi Rajabhau		
27	151634	Math Anusha Arvind		
28	151635	Nagargoje Tanvi		
29	151636	Narale Pooja Rajendra		
30	151637	Narwade Rohankumar Sandipan		
31	151638	Pandharikar Richa		
32	151639	Pandharpure Sheetal		
33	151640	Patalbansi Niharika		
34	151641	Patil Aditi		
35	151643	Patil Swati Upmanyu		
36	151644	Pawan Pawar		

37	151645	Phad Sheetal	Sheetal	
38	151646	Randive Pallavi	Randive	Randive
39	151647	Rodge Manasvi	Manasvi	
40	151650	Sangle Shirang		
41	151651	Satpute Komal	Komal	
42	151652	Sawane jyoti	Jyoti	
43	151653	Sayyad Sumaiya	Sumaiya	
44	151654	Shaikh Afsiya H	Afsiya	
45	151655	Shaikh MD Arshadullah	Arshad	
46	151657	Shaikh Nilopher K	Shaikh	
47	151658	Sharma Anju		
48	151660	Somatkar Ruchita		
49	151661	Suryawanshi Ashwini Subhashrao	Ashwini	Ashwini
50	151662	Tak Ashwini	Tak	Tak
51	151663	Thakre Rakhi		
52	151664	Tiwari Vinay		
53	151665	Vhanale Dipali Vitthalrao	Vhanale	Vhanale
54	151666	Vyavhare Muktabai	Muktabai	Muktabai
55	151667	Waghmare Pooja Arun	Pooja	Pooja
56	151669	Patil Utkarsha	Patil	

Developing Ameloblasts are affected by the
absorption of fluoride containing water resulting in
Turners tooth
Hypoplastic teeth
Mottled enamel
Measles molars

A patient notices a well demarcated area of
epiglossitis on his tongue which has been there
as long as he can remember. the most probable
etiology is
Median rhomboid glossitis
Circumferential tongue
Black hairy tongue
Moeller's glossitis

Epiglossitis defect in permanent central and lateral
incisors are likely to result due to several illness or
factors during
1st 9 month of life
1st 2 year of life
1st month of life
2 or 3 year of life

Down's syndrome does not include
osteosarcoma
epidermoid cyst
impacted permanent teeth
cleft tongue, a congenital anomaly occurs due to
fusion of a
Tuberculum impar and lateral lingual
swellings
Hypobranchial eminence and tuberculum
impar
The two lateral lingual swelling
Some of the above
Which of the following dental sequel is likely to
be first 6 month of life
Retrusive maxilla
Retrusive mandible
Enamel hypoplasia
Dentinogenesis imperfect
Median rhomboid glossitis is associated with
Oral cancer
Fungal infection
Leukoplakia
burning sensation of tongue
facial edema, cheilitis granulomatosa and a
swollen tongue characterized which of the
following syndrome?
Frey
Melkerson-rosenthal syndrome
Treacher Collins
none of above
Which of the following is a soft tissue cyst which
not produce any radiographic changes
Nasolabial cyst
Nasopalatine cyst
Mid alveolar cyst
Palatine cyst
Down's syndrome which consists of cleft palate,
prognathia and glossoptosis is known as
Marfan's syndrome
Croizans syndrome
Paget's disease
Pierre robin syndrome
natal anomaly of teeth associated with defective
bone formation is seen in
Amelogenesis imperfecta
Dentinogenesis imperfect
Odontodysplasia
Osteitis deformans
Mottled enamel is due to
Vit A Deficiency
Excess of fluoride
Vit D Deficiency
Teratogens

Delayed eruption of at least part of the dentition is
recognized feature of all of the following except
Rickets
Congenital hyperthyroidism
Cleidocranial dysplasia

Which of the following is not hereditary....
a. amelogenesis imperfecta
b. cleidocranial dysostosis
c. regional odontodysplasia
d. dentinogenesis imperfecta

Turner's hypoplasia most commonly affects
a. deciduous maxillary anteriors
b. deciduous mandibular anteriors
c. permanent maxillary anteriors
d. permanent mandibular anteriors

Shell teeth are more common in this variant of
dentinogenesis imperfect.....
a. type 1
b. type 2
c. type 3
d. type 3 & 1

Complete obliteration of pulp is seen in all except

- a. type 1 dentinogenesis imperfecta
 - b. type 2 dentinogenesis imperfect
 - c. type 3 dentinogenesis imperfect
 - d. dentin dysplasia
18. Mulberry molars are characteristic features of
a. severe fluorosis
b. trauma at the time of birth
c. Congenital syphilis
d. due to chronic suppurative abscess in
overlying gingival tissue
 19. Talon's cusp is characteristic of which
syndrome.
a. Edward's syndrome
b. Klinefelter's syndrome
c. Tuberstein taybi syndrome
d. Down's syndrome
 20. Thistle-tube appearance of pulp chamber is a
feature of
a. coronal dentin dysplasia
b. regional odontodysplasia
c. dentinogenesis imperfecta
d. amelogenesis imperfect
 21. In Treacher-collin's syndrome there is
a. upward sloping of the palpebral fissure
b. poorly developed or absence of malar bones
c. prognathia and mandibular prognathism
d. no loss of hearing
 22. Pierre-robin syndrome is associated with....
a. micrognathia
b. cleft of the lip and palate
c. tetralogy of fallot
d. syndactyly
 23. The inheritance pattern of dentinogenesis
imperfecta is ...
a. homozygous
b. autosomal dominant
c. recessive
d. x-linked recessive
 24. Heck's disease is another name for...
a. focal epithelial hyperplasia
b. fibromatosis gingival
c. oral melanotic macule
d. hereditary intestinal polyposis syndrome
 25. Puetz-jegher syndrome is characterized by...
a. deafness
b. multiple supernumerary teeth
c. multiple intestinal polyps
d. scleroderma
 26. The torus mandibularis most commonly seen in
the region of....
a. incisor region
b. canine region
c. molar region
d. premolar region
 27. Submerged teeth are...
a. ankylotic teeth
b. unerupted teeth
c. impacted teeth
d. intruded teeth
 28. The most common congenital defect of the face
and jaw is...
a. macrostomia
b. fetal alcohol syndrome
c. cleft lip and palate
d. ectodermal dysplasia
 29. The cyst located at the junction of the medial nasal
process, lateral nasal process and maxillary nasal
process is...
a. globulomaxillary cyst
b. median palatal cyst
c. naso-palatine cyst
d. naso-alveolar cyst
 30. Which of the following is most common
developmental cyst...
a. naso-palatine cyst
b. naso-alveolar cyst
c. globulomaxillary cyst
d. median palatal cyst
 31. Taurodontism is seen in...
a. Klinefelter's syndrome
b. Sturge-weber syndrome
c. Down's syndrome
d. Turner's syndrome
 32. Static bone cyst is a cyst developing from...
a. A. infection of salivary gland in the
mandible
b. tissue of odontogenic apparatus
c. tissue of oral mucosa
d. none of the above
 33. Most common site for melanotic neuro-ectodermal
tumor of infancy is ...
a. maxilla
b. mandible
c. ethmoid bone
d. cervical spine
 34. Premaxilla-maxillary cyst ...
a. naso-alveolar cyst
b. naso-palatine cyst
c. incisive canal

35. According to veau's classification of cleft lip and
palate, isolated cleft palate falls under
a. group 1
b. group 2
c. group 3
d. group 4
36. Brittle bone syndrome is caused by...
a. improper synthesis of pro-collagen
b. polymerisation of collagen
c. increased osteoclastic activity
d. increased fibroblastic activity
37. Marked reduction in amount of dentin, widening
of the pre-dentin layer, presents of large area of
inter-globular dentin and irregular pattern of
dentin is seen in...
a. hypocalcified dentin
b. odontodysplasia
c. dentin dysplasia
d. dentinogenesis imperfect
38. Hypodontia is mainly found in all except ...
a. papillon- le vefre syndrome
b. osteopetrosis
c. cleidocranial dysostosis
d. ectodermal dysplasia
39. Most characteristic feature of mandibulofacial -
dysostosis is...
a. normal hearing
b. normal vision with coloboma
c. mandibular prognathism
d. vertical maxillary excess
40. Bence-jones are laboratory finding of
a. Paget's disease
b. Multiple myeloma
c. Malignant melanoma
d. Fibrous dysplasia
41. Granular cell myoblastoma of tongue is
a. Benign tumour
b. Malignant tumour of tongue
c. Lymphatic enlargement of tongue
d. Developmental anomaly of tongue
42. Satellite lesion with locally invasive property is
seen in
a. Chronic hypertrophic candidiasis
b. Leukoplakia
c. Dental ulcer
d. Haemangioma
43. Which of the following has been implicated due to
sunlight
a. Basal cell carcinoma
b. Lymphoepithelioma
c. Junctional nevus
d. Verruca vulgaris
44. Which of the following viruses are not implicated
in human malignancies
a. Epstein-barr virus
b. HSV-1
c. HTLV-1
d. Papilloma virus
45. Which of the following conditions is characterised
by café-au-lait spot, non encapsulation and
potential for malignant transformation
a. Neurilemmoma
b. Neurofibroma
c. Traumatic neuroma
d. Solitary plasmocytoma
46. Which of the following is the most likely to be
fatal
a. osteochondroma
b. giant cell tumour
c. paget's disease
d. multiple myeloma
47. sign or symptom most suggestive of metastatic
disease is
a. paraesthesia
b. sudden swelling
c. root resorption
d. diffuse radiolucency
48. squamous cell carcinoma with best prognosis is
a. lip
b. tongue
c. palate
d. floor of mouth
49. which of the following does not have a viral
etiology
a. burkitts lymphoma
b. nasopharyngeal carcinoma
c. hodgkins lymphoma
d. hepatocellular carcinoma
50. hemangiopericytoma resembles
a. hemangioma
b. glomous tumor
c. ewings tumor
d. plasmacytoma
51. Features characteristic of leukoplakia include all
except
a. Hyperkeratosis
b. Plasma cell infiltration within the dermal
papillae

(69) Punched out lesions are seen in.

52. Papillomatous tongue is observed in
 - a. Lymphangioma
 - b. Hyaline cutis et mucosa syndrome
 - c. Fetal face syndrome
 - d. Tuberosus sclerosis
53. Commonly involve lymph node during metastasis from carcinomas of oral cavity is
 - a. Jugulo omohyoid and jugulo digastric
 - b. Submandibular and cervical lymph node
 - c. Submental and submandibular lymph node
 - d. None of the above
54. Storiform pattern of fibrous tissue is seen in
 - a. Fibrosarcoma
 - b. Malignant fibrous histiocytoma
 - c. Neurofibroma
 - d. Ameloblastic fibroma
55. Which among the following shows pseudo-epitheliomatous hyperplasia?
 - a. Squamous cell carcinoma
 - b. Basal cell carcinoma
 - c. Verrucous carcinoma
 - d. Granular cell myoblastoma
56. Which of the following is a reactive lesion of gingiva that may demonstrate bone radiographically and often even microscopically
 - a. Osteoma
 - b. Peripheral ossifying fibroma
 - c. Traumatic neuroma
 - d. Irritation fibroma
57. Sunlight is one of the etiological causes of
 - a. Squamous cell carcinoma
 - b. Malignant melanoma
 - c. Basal cell carcinoma
 - d. Port-wine stain
58. White rough pedunculated lesion on palate is most likely
 - a. Pleomorphic adenoma
 - b. Papilloma
 - c. Nevus
 - d. Fibroma
59. Russel's bodies are found in
 - a. Activated macrophages
 - b. Histiocytes
 - c. Plasma cells
 - d. Erythrocytes
60. Hodgkin's disease is considered to be...
 - a. Follicular reticular cyst
 - b. Inflammatory disease
 - c. Chronic granulomatous disease
 - d. Malignant neoplasm
61. Which of the following is carcinoma of the skin, spreads by local invasion and has no tendency to metastasize...
 - a. Malignant melanoma
 - b. Basal cell carcinoma
 - c. Fibrosarcoma
 - d. Leukoplakia
62. Presence of epithelial pearls in spinous layer of epithelium is characteristic of...
 - a. Carcinoma
 - b. Precancer
 - c. Dysplasia
 - d. Metaplasia
63. Oral submucous fibrosis is diagnosed by...
 - a. Juxta, epithelial fibrosis (changes)
 - b. Changes in epithelium
 - c. Changes in submucous
 - d. All of the above
64. Best results are obtained in oral submucous fibrosis by...
 - a. Intralesional cortisone therapy, with hyaluronic acid
 - b. Oral cortisone with intralesional therapy (cortisone)
 - c. Vitamin E & oral cortisone
 - d. Intralesional placental extract
65. The most common malignant tumour of the gingiva is...
 - a. Malignant melanoma
 - b. Sarcoma
 - c. Fibrosarcoma
 - d. Squamous cell carcinoma
66. Swelling and redness of the orifices of minor salivary glands of the palate occurs in...
 - a. Nicotinic stomatitis
 - b. Leukoplakia
 - c. Fovea palatine
 - d. Erythroplakia
67. Tumour that doesn't show spontaneous regression...
 - a. Neuroblastoma
 - b. Retinoblastoma
 - c. Malignant melanoma
 - d. Osteosarcoma
68. Onion skin appearance of radiograph is seen in...
 - a. Fibrous dysplasia
 - b. Osteosarcoma
 - c. Ewing's sarcoma
 - d. Chondrosarcoma
69. Punched out lesions are seen in.
 - a. Paget's disease
 - b. Osteosarcoma
 - c. Ewing sarcoma
 - d. Multiple myeloma
70. Which of the following is the diagnostic characteristic of peripheral giant cell granuloma...
 - a. Mass of granulation tissue
 - b. Multinuclear giant cell
 - c. Keloid like enlargement
 - d. Epithelium is atrophic in some areas
71. A lesion composed of microscopic vessels is called as...
 - a. Haemangioma
 - b. Angioma
 - c. Non haemangioma and angioma
 - d. A and b
72. Mobility of teeth in carcinoma of maxillary sinus is due to involvement by tumor of...
 - a. Anterior wall of sinus
 - b. Posterior wall of sinus
 - c. Roof of sinus
 - d. Floor of sinus
73. The most common benign tumor occur in oral cavity is...
 - a. Papilloma
 - b. Fibroma
 - c. Adenoma
 - d. Epulis
74. The tissue of which lesion has been described as a blood soaked sponge with large pores...
 - a. Cavemous haemangioma
 - b. Capillary haemangioma
 - c. Aneurysmal bone cyst
 - d. Eruption haematoma
75. Portwine stain is characteristic feature of...
 - a. Peutz Jegers syndrome
 - b. Sturge weber syndrome
 - c. Albright's syndrome
 - d. Lymphangioma
76. The most common bone tumor that occur in children is
 - a. Osteosarcoma
 - b. Ewing sarcoma
 - c. Metastatic carcinoma
 - d. Multiple myeloma
77. Hemosiderin particles are seen histological in case of...
 - a. Fibroma
 - b. Pregnancy tumor
 - c. Peripheral giant cell granuloma
 - d. Papilloma
78. White, spongy, folded thick mucosa is seen in...
 - a. Oral hairy leukoplakia
 - b. Aspirin burn
 - c. White spongy nevus
 - d. Pseudomembranous candidiasis
79. Phlebotitis are seen in...
 - a. Dental pulp
 - b. Salivary gland
 - c. Cavemous haemangiomas
 - d. Sub-epithelial bulla
80. Sturge-weber syndrome is characterized by all except
 - a. Exophytic oral haemangioma
 - b. Facial haematoma
 - c. Tramline calcification of dura on lateral cephalogram
 - d. Facial haemangioma
81. Clear cells are seen in...
 - a. Chondrosarcoma
 - b. Osteosarcoma
 - c. Fibrosarcoma
 - d. Ewing's sarcoma
82. Neoplastic transformation in leukoplakia is seen most commonly in...
 - a. Buccal mucosa
 - b. Floor of mouth
 - c. Lateral border of tongue
 - d. Palate
83. Keratoacanthoma is found most commonly on...
 - a. Lip
 - b. Gingival
 - c. Tongue
 - d. Hard palate
84. Globulomaxillary cyst is-
 - a. Soft tissue cyst present often between maxillary lateral incisor and cuspid teeth
 - b. Often present between incisor and cuspid teeth but is a bone cyst
 - c. A cyst present between the midline of the palate
 - d. A cyst present in the incisive canal
85. Which of the following feature are of nasoalveolar cyst
 - a. An ovoid shaped radiolucency above the lateral incisor and canine teeth
 - b. Erosion of base above lateral incisor and canine teeth
86. An inverted funnel shaped radiolucency above the root of lateral incisor and canine teeth
 - a. A pear shape radiolucient lesion between the root of lateral incisor and canine teeth
 - b. Dentin genesis imperfect is characterized by amelogenesis imperfecta in that, the tooth is a hereditary disturbances
 - c. The result of excessive fluoride intake
 - d. The result of faulty enamel matrix chambers & the root canals of teeth
87. Lingual tonsils arises
 - a. As a developmental anomaly
 - b. From carcinomatous transformation
 - c. As a result of hyperplasia
 - d. Due to repeated trauma in the area
88. Bohn's nodule are
 - a. Cystic swelling in the neonate
 - b. Cyst associated with soft palate
 - c. Cyst of gingival in growing children
 - d. Warts on the tongue
89. Prolonged administration of broad antibiotics results in formation of
 - a. Black hairy tongue
 - b. Median rhomboid glossitis
 - c. Geographic tongue
 - d. Fissured tongue
90. Hairy tongue is characterized by
 - a. Hypertrophy of fungiform papillae
 - b. Hypertrophy of foliate papillae
 - c. Hypertrophy of filiform papillae
 - d. Hypertrophy of circumvallate papillae
91. Tobacco usage has been associated with
 - a. Hyperkeratosis
 - b. Erythema
 - c. Ulceration
 - d. None of the above
92. Nasolabial cyst is thought to arise from
 - a. Remnant of cell rest of serrae
 - b. Remnant of cell rest of mallasez
 - c. Remnant of cell rest of embryonic duct
 - d. Maxillary sinus lining epithelium
93. Anodontia affects the growth of
 - a. Maxilla
 - b. Mandible
 - c. Alveolar bone
 - d. Cranium
94. Which of the following dental sequel is child with a history of generalized growth in the first 6 month of life
 - a. Retrusive maxilla
 - b. Retrusive mandible
 - c. Enamel hypoplasia
 - d. Dentinogenesis imperfect
95. A dens in dente usually cause by
 - a. An abnormal proliferation of pulp tissue
 - b. Denticle formation within the pulp chamber
 - c. Deep invagination of enamel organ formation
 - d. A supernumerary tooth bud enclose a normal tooth
96. A 15yr old boy shows an inverted pear radiolucency between the upper central teeth are normal in all aspect. The most diagnosis is
 - a. Globulomaxillary cyst
 - b. Nasopalatine cyst
 - c. Aneurismal cyst
 - d. Dentigerous cyst
97. Odontodysplasia is most common in
 - a. Mandibular premolar
 - b. Mandibular canine
 - c. Mandibular 3rd molar
 - d. Maxillary central incisor areas
98. Multiple mucosal neuromas are associated with increased risk of pheochromocytoma and
 - a. Thyroid
 - b. Stomach
 - c. Colon
 - d. Thymus
99. A patient notices well demarcated area of depapillation on his tongue which has been present for as long as he can remember. The most probable diagnosis is
 - a. Median rhomboid glossitis
 - b. Geographic tongue
 - c. Black hairy tongue
 - d. Moeller's glossitis
100. Dentinogenesis imperfecta is
 - a. Autosomal dominant
 - b. Autosomal recessive
 - c. Sex linked recessive
 - d. Not a inheritable trait

Results

Following is the list of marks obtained by the interns in the exam conducted on 5th -oct-2015. For the subject for orthodontics

First Topper- Pawan Pawar - 70

Second Topper- Sanjana Ghadge- 67

Sr No	Roll No	Name	Marks
1	151603	Alure Shriprasad	49
2	151606	Baheti Meghna	54
3	151610	Birajdar Revati	56
4	151611	Biyani Ramankumar	65
5	151613	Celestine Wilson	44
6	151615	Dhage Yogita Tryambakrao	50
7	151616	Dhumal Anuja Ajaykumar	52
8	151618	Gaikwad Mayuri	37
9	151620	Ghadge Sanjana	67
10	151621	Gutte Swati Sheshrao	57
11	151622	Jadhav Shweta Sarang	50
12	151628	Khanapure Puja Shivkumar	47
13	151629	Kolikar Neha	46
14	151630	Kulkarni Ganesh	52
15	151631	Lahane Pritee Vishvanath	56
16	151632	Mane Anjali Kishanrao	62
17	151633	Mane Vaidehi Rajabhau	50
18	151634	Math Anusha Arvind	55
19	151636	Narale Pooja Rajendra	46
20	151637	Narwade Rohankumar Sandipan	49
21	151640	Patalbansi Niharika	51
22	151643	Patil Swati Upmanyu	54
23	151644	Pawan Pawar	70
24	151646	Randive Pallavi Santaji	41
25	151650	Sangle Shrirang Shamsundar	43
26	151653	Sayyad Sumaiya	50
27	151655	Shaikh MD Arshadullah	51
28	151658	Sharma Anju Subhash	54
29	151661	Suryawanshi Ashwini Subhashrao	48
30	151664	Tiwari Vinay Harishchandra	47
31	151665	Vhanale Dipali Vitthalrao	54
32	151667	Waghmare Pooja Arun	49
33	151669	Patil Utkarsha	53
34	151670	Rajewar Sumit	38

1. Dental Development begins in.....
 - a) 1st Month IU
 - b) 3rd Month IU
 - c) 4th Month After Birth
 - d) 3rd Month After Birth

First events of puberty occur in

 - a) Brain
 - b) Bone
 - c) Visceral Organs
 - d) Sexual Organs

Internal rotation of jaw, tends to

 - a) Upright incisors
 - b) Mesial Migration of molars
 - c) Flaring of incisors
 - d) A & B

Pituitary gonadotropins are secreted by

 - a) Anterior Pituitary
 - b) Posterior Pituitary
 - c) Adrenal Cortex
 - d) Adrenal Medulla

Newborn infants are:

 - a) Obligatory nasal breathers
 - b) Obligatory of oral breathers
 - c) Voluntary nasal Breathers
 - d) Voluntary oral Breathers

In Attraction

 - a) Tooth Compensates for loss of tooth structure by eruption
 - b) Tooth does not compensate by eruption
 - c) Vertical height (facial) Reduces
 - d) B & C

Midline Diastema.....is unlikely to close on its own

 - a) 1mm
 - b) 2mm
 - c) 1cm
 - d) 4mm

Sex hormones are secreted by (From Stimulus created by pituitary gonadotropins)

 - a) Testes
 - b) Ovaries
 - c) Adrenal Cortex
 - d) All

The head takes up almost 50% of the total body length at

 - a) Third Month
 - b) Fourth Month
 - c) First month
 - d) Eight month

Sutural Theory of growth was given by

 - a) Sicher
 - b) Lodd
 - c) Melanin mass
 - d) Moyers

Active Contraction of muscles of lips during Swallowing is seen in

 - a) Infantile Swallow
 - b) Mature Swallow
 - c) Retained Infantile Swallow
 - d) Both A & C

Angle classification for molar relation had how many classes?

 - a) Two
 - b) Three
 - c) Four
 - d) Five

Leeway Spaces are

 - a) 2.5mm in Mandibular, 1.5mm in Maxillary
 - b) 1.5mm in Mandibular, 2.5mm in Maxillary
 - c) 2.5mm in Mandibular, 2mm in Maxillary
 - d) 2mm in Mandibular, 2.5mm in Maxillary

14. Normal relationship occlusal in primary dentin

 - a) Mesial Step
 - b) Distal Step
 - c) Flush Terminal
 - d) None

15. Which of the following malocclusion co-relate most commonly with TMJ problems

 - a) Anterior Crossbite
 - b) Posterior Crossbite
 - c) Open Bite
 - d) Deep Bite

16. Class III Malocclusion are most common in

 - a) Asians
 - b) Europeans
 - c) African
 - d) American

17. The Co-relation coefficient for malocclusion & TMD is

 - a) 0.2 to 0.3
 - b) 0.3 to 0.4
 - c) 0.4 to 0.5
 - d) 0.1 to 0.2

18. Eruption of primary teeth is completed by

 - a) 20-24 months
 - b) 24-30 Months
 - c) 30-34 Months
 - d) One Year

19. By the Age ofyears child has completed his neural growth

 - a) 4 years
 - b) 7 years
 - c) 18 Years
 - d) 21 years

20. Sex Harmon produced by adrenal glands (DHEAJ) first appear at the age of

 - a) 12 years
 - b) 10 Years
 - c) 8 Years
 - d) 6 years

21. Puberty period for girls & boys are lasts for

 - a) 3.5 years, 5 years
 - b) 5 years, 3.5 years
 - c) 2.5 years, 6 years
 - d) 6 years, 2.5 Years

22. Tooth eruption shows particular circadian rhythm of

 - a) Eruption from 8pm to 1am
 - b) Eruption During Day Time
 - c) Stops erupting during early morning & Night
 - d) A & C

23. The first appearance of third molars in radiographs

 - a) 12 Years
 - b) 15 Years
 - c) 18 Years
 - d) 21 Years

24. First Stage of growth spurt in boys is known as

 - a) Tall spurt
 - b) Fat Spurt
 - c) Both
 - d) None

25. Fat spurt is because of secretion of _____ hormones

 - a) Testosterone
 - b) Progesterone
 - c) Estrogen
 - d) None

26. If a child, having mesial shift, with early Mandibular growth ; develops class I molar relationship at early stage ; it may lead to ;

 - a) Class II
 - b) Remain Class I
 - c) Class III
 - d) None

27. Assessment of skeletal age is done in which bone ?

 - a) Hand
 - b) Wrist
 - c) Cervical Vertebrae
 - d) All

28. There is an axis of increased growth including from the head towards the feet known as.

 - a) Scammons growth
 - b) Cephalic-caudal gradient
 - c) Linear growth
 - d) Vertical growth

29. Late crowding is seen because of

 - a) Lack of normal attrition in modern diet
 - b) Eruption of 3rd molars
 - c) Late Mandibular growth
 - d) All

30. Developmental spaces are present between.

 - a) Between maxillary central incisors
 - b) Mandibular canine & molars
 - c) Mesial to Maxillary lateral incisors
 - d) Generalized in both arches

31. Mixed Dentition growth spurts in boys

 - a) 6-8 Years
 - b) 8-11 years
 - c) 12-14 years
 - d) 19-21 years

32. Mixed Dentition growth spurts in girls

 - a) 6-8 Years
 - b) 8-11 years
 - c) 14-17 years
 - d) 7-9 years

33. Types of bone displacement are

 - a) Primary
 - b) Secondary
 - c) Tertiary
 - d) Both of A & B

34. The Functional matrix Concept was given by

 - a) Melvin Moss
 - b) Moyers
 - c) Load
 - d) Krogman

35. Permanent incisors lieto be primary incisors

 - a) Lingual & Above
 - b) Buccal & Above
 - c) Buccal & Apical
 - d) Lingual & Canines

36. Lack of spaces in primary dentition indicates

 - a) Tight Contact in permanent dentition
 - b) Spaces in permanent dentition

37. The 'Fathers of Modern Orthodontics is...

 - a) Edward Angle
 - b) Kingsley
 - c) R. Ahmed
 - d) Pierre Fauchard

38. IOTN was given by..

 - a) Grainger
 - b) Shaw
 - c) Henry
 - d) Angle

39. Sucking & Infantile Swallow disappears during;

 - a) 6 Months
 - b) One Year
 - c) Two year
 - d) None

40. Primate Spaces Are present; between;

 - a) Maxillary lateral incisors & canines
 - b) Mandibular Canine & molar
 - c) Mesial to Maxillary Lateral incisors
 - d) Both (a) & (b)

41. Total Eruption Path of permanent 1st Molar is

 - a) 2.5 mm
 - b) 5.2 mm
 - c) 2.5 cm
 - d) 5.2 cm

42. Mixed Dentition period

 - a) 6 months to 6 years
 - b) 6 months to 20 years
 - c) 6 years to 12 years
 - d) 6 years to 20 years

43. Canines are present ... to Primary Canines

 - a) Lingual & Apical
 - b) Buccal & Apical
 - c) In Line with primary canines
 - d) None

44. Distal Step can lead to

 - a) Angle Class I
 - b) Class II
 - c) Class III
 - d) End on

45. Rotation of Mandibular plane relative to cranial base

 - a) Intramaxillary rotation
 - b) Matrix rotation
 - c) Forward rotation
 - d) Backward rotation

46. Increase in inter canine are occurs

 - a) Before age of 9
 - b) Before age of 12
 - c) After age of 15 years
 - d) After 21 Years

47. Factor Affecting growth are

 - a) Heredity
 - b) Nutrition
 - c) Race
 - d) All

48. Development is progress towards maturity was given by

 - a) Moss
 - b) Moyers
 - c) Todd
 - d) Frogman

49. Calcification of primary teeth begins at

 - a) 14th week IU
 - b) 10th Week IU
 - c) 14th Week After Birth
 - d) 10th Week After Birth

50. Who is the pioneer in treatment of cleft palate
 a) Edward Angle
 b) Norman Kingsley
 c) Pierre Fauchard
 d) Emerson Angle
51. The Primary treatment goal of angle's paradigm was
 a) Ideal Dental Occlusion
 b) Ideal jaw Relation
 c) Functional Occlusion
 d) Normal Soft tissue
52. Who was first to use extra oral force for correction of protruding teeth?
 a) Edward Angle
 b) Kingsley
 c) Pierre Fauchard
 d) Emerson Angle
53. Delay in transition from infantine swallow to adult swallow, may result in
 a) Deep bite
 b) Open bite
 c) Crowding
 d) Spacing
54. Eruptive process begins soon as ...
 a) Crown Initiation
 b) Crown Completion
 c) Initiation of root formation
 d) Root Completion
55. Normal over jet is
 a) 0-2 mm
 b) 1-2 mm
 c) 2-3 mm
 d) 2-4 mm
56. Normal Overbite is
 a) 0-2 mm
 b) 1-2 mm
 c) 3-4 mm
 d) 4-6 mm
57. 'Oral deformities' the first treat that systematically describes orthodontics was given by
 a) Angle
 b) Norman Kingsley
 c) P. Fauchard
 d) Calvin
58. Tooth continues to erupt even after it has reached adult equilibrium phase
 a) True
 b) False
 c) Insignificant
 d) None
59. Signal for bone resorption for eruption is activated by
 a) Crown initiation
 b) Crown Completion
 c) Root Formation
 d) Root Completion
60. The Secondary treatment goal of angles paradigm
 a) Ideal dental Occlusion
 b) Normal Soft Tissue proportions & Adaptations
 c) Ideal jaw relation
 d) Both (a) & (b)
61. Spontaneous correction of childhood diastema is most likely when its width is not more than
 a) 0 mm
 b) 1 mm
 c) 2 mm
 d) 4 mm
62. Class II malocclusions are most prevalent in
 a) Asians
 b) Europeans
 c) Africans
 d) Americans
63. Tooth erupts when about ... of its root has been complete
 a) 1/3"
 b) 2/3"
 c) 1/2"
 d) 3/4"
64. By 11 Years
 a) Roots of all Incisors Completed
 b) Roots of all Molar Completed
 c) Roots of First Permanent Molars Completed
 d) A & C
65. Ugly Ducking Stage occurs in the age
 a) 6-7 Years
 b) 9-10 Years
 c) 12-14 Years
 d) 14-15 Years
66. First permanent tooth erupts
 a) First permanent Molar
 b) Mandibular Incisors
 c) Maxillary Incisors
 d) a or b
67. Labial Positioning of maxillary canines are due to
 a) Lack of Space in Arch
 b) Eruption of canine before First maxillary PM Erupt
 c) Both a & b
 d) None
68. Incisal liability is compensated by
 a) Increase in Width of Dental Arch
 b) Labial Inclination of permanent incisors
 c) Canine occupying primate Spaces
 d) All
69. Flush terminal is converted into class I by.....
 a) Mandibular Molar Occupies leeway Spaces
 b) Differential growth of mandible
 c) Both
 d) None
70. Rotation occurring at the core of jaw is called
 a) External rotation
 b) Internal rotation
 c) Superficial Rotation
 d) None
71. Rotation of Mandibular plane relative core of mandible known as
 a) Intramatrix Rotation
 b) Matrix rotation
 c) Forward rotation
 d) Backward rotation
72. Growth occurs in sequence of
 a) Height, Length, Width
 b) Width, Length, Height
 c) Width, height, Length
 d) Height, Width, Length
73. Closure of cranial base synchondrosis occurs at the age of ... years
 a) 4 Years
 b) 6 Years
 c) 7 years
 d) 9 Years
74. Growth of naso-maxillary complex occurs by
 a) Passive Displacement
 b) By growth of Cranial base
 c) Active growth of sutures
 d) All
75. Earlier the onset of puberty
 a) Smaller the individual
 b) Taller the individual
 c) Thinner the individual
 d) Fatter the individual
76. The genital Tissue growth shoots up at
 a) Puberty
 b) Early Childhood
 c) Infancy
 d) Late Childhood
77. Craniometry is done on
 a) Skull
 b) Vertebrae
 c) Pleura Crickle
 d) Ribs
78. John Hunter Discovered
 a) Alizarin Dye
 b) Implant radiography
 c) Cephalometry
 d) None of All Above
79. Vital staining method was organized by
 a) John Hunter
 b) Edward Angle
 c) L. Andrew
 d) Melvin Moss
80. For girls with rapid growth, if that are to receive orthodontic treatment, it must begin, during,
 a) In Primary dentition
 b) Mixed dentition
 c) After eruption for All Succedaneous teeth
 d) Both b & C
81. Rate of physical growth is related to
 a) Genetic
 b) Environmental factors
 c) Seasonal & cultural
 d) All
82. Forward rotation of Mandible causes
 a) Short face
 b) Low Mandibular Plane & Deep bite
 c) Large genial Angle
 d) All
83. The various methods studying growth are
 a) Measurement Approach
 b) Experimental Approach
 c) None
 d) Both a & b
84. Which malocclusion increases like childhood of injury to teeth
 a) Class I Div 1
 b) Class II Div 2
 c) Class III
 d) Openbite/deepbite
85. At puberty on the average ramus height increases to ... to....mm/year & body length by...to....mm/year.
 a) 1-2 mm & 4-5 mm
 b) 1-2 mm & 2-3 mm
 c) 2-3 mm & 4-5 mm
 d) 2-3 mm & 1-2 mm
86. In Scammon's growth were, the general tissue follows
 a) S-shaped were
 b) Y-shaped were
 c) Z-shaped were
 d) Q-shaped were
87. Hollywood smile is seen in
 a) Infants
 b) Adults
 c) Children
 d) Adolescents
88. Ugly Ducking stage introduced by
 a) Gorton
 b) Thomson
 c) Proffit
 d) Broadbent
89. Which of these affects severity of thumb sucking
 a) Duration
 b) Intensity
 c) Frequency
 d) All of these
90. Extinction of all first molars after their eruption is advised by
 a) Jackson
 b) Whitman
 c) Thompson
 d) Robertson
91. The Functional Mandible divided into
 a) Ptericoid
 b) Capsular
 c) Skeletal
 d) Both a & b
92. Sudden acceleration growth is
 a) Growth spurts
 b) Growth plate
 c) Growth spurt
 d) Growth spurt
93. Not a Jackson's trait
 a) Structural
 b) Functional
 c) Esthetic habit
 d) Functional
94. Dunlop's beta hypod related to:
 a) Retention
 b) Discontinuity
 c) Growth spurts
 d) All of the above
95. Growth is an increase in "size" by...?
 a) Moyer's
 b) Todd's
 c) Huxley's
 d) Missies'
96. Mandible is formed by
 a) Reichert's cartilage
 b) Hyoid cartilage
 c) Stylohyoid cartilage
 d) Meckel's cartilage
97. Type of bone formation
 a) Intramembranous
 b) Endochondral
 c) Both (a) and (b)
 d) None
98. Remodeling of bone is continuous
 a) Deposition
 b) Resorption
 c) Change in shape
 d) Bone displacement
99. Natural markers in bone
 a) Nutrient canals
 b) Lines of arrested growth
 c) Certain trabeculae
 d) All of the above
100. Theories of growth
 a) Sutural theory
 b) 2nd sutural theory
 c) Genetic theory
 d) Cartilaginous theory

MIDSR----PG PREPARATION CLASSES FOR ORAL AND MAXILLOFACIAL SURGERY

- 1) Following methods are used in sterilization except - a. Dry heat b. Moist heat c. Ionizing radiation d. Detergents
- 2) The term used for destruction of all pathogenic organisms except spores a. Disinfection b. asepsis c. cleaning d. sterilization
- 3) The term which is analogous to disinfection is a. antiseptis b. cleaning c. asepsis d. none of above
- 4) These are common disinfectants except a. Chlorehexidine b. povidone iodine c. glutaraldehyde d. sod. bicarbonate
- 5) Infective dose is- a. no. of organisms' required to cause infection b. no. of organisms' required to kill the host c. type of organism d. none
- 6) Infective dose is dependent on a. virulence of organisms b. susceptibility of host c. age, preexisting disease etc d. all
- 7) Infection control involve a. prevention of spread of microorganism from host b. killing or removal of microorganisms c. both d. none
- 8) Biohazardous waste means a. waste soaked with blood/other body secretions b. human tissues removed during surgery c. teeth d. all
- 9) Nonbiohazardous materials are a. matrix bands b. masks, caps, gloves c. impression materials d. all of these
- 10) Gloves, masks, paper towels should be placed in plastic bag of colour a. ~~black~~ b. red c. brown d. black
- 11) All contaminated dressings, blood stained beddings, clothings, gloves etc should be put in a. blue b. yellow c. black d. white
- 12) Waste bags are disposed in -----coloured plastic trash bag a. blue b. orange c. black d. yellow
- 13) Sorting out of different categories of waste is a. segregation b. isolation c. separation d. deviation
- 14) first principal of extraction is a. Expansion of bony socket b. Wheel & axis-principa l c. Wedge insertion d. Use of lever.
- 15) most important factor to achieve the expansion of socket is that the bone should be a. Fibrous b. Elastic c. Dense d. none
- 16) Expansion of socket is easily achieved in a. Young patient b. older patient c. Both a and b d. None
- 17) Presence of devitalized bony fragment causes a. Post extraction hemorrhage b. Delayed healing c. Wound infection d. All
- 18) Ideally suture materials should have a. High capillarity b. Low capillarity c. Moderate capillarity d. none
- 19) Absorbable suture material are a. Hydrolyzed by tissue fluids b. Digested by body enrages c. Both a and b d. None
- 20) Eyelase needle is also known as a. Closed b. Unswaged c. A traumatic d. None of the above
- 21). Needle always passes from a. Deeper tissue to superficial b. Thinner tissue to thicker c. Movable tissue to fixed d. all the above
- 22) Mechanical wound closure device is a. Surgical stapler b. Ligating clips c. Both a and b d. none of the above
- 23) The needle should enter to the tissue surface a. Parallel b. At an angle of 45° c. Perpendicular d. None
- 24) The insertion of wedge causes the tooth to a. fall in the socket b. rise in the socket c. both a & b d. none
- 25) long axis of blades should be a. perpendicular to long axis of tooth b. parallel to long axis c. both a&b d. none
- 26) Most common cause of dry socket is a. traumatic extraction b. smoking c. pregnancy d. none
- 27) Extraction of tooth during pregnancy is safely carried out a. First trimester b. middle trimester c. last trimester d. none
- 28) transalveolar extraction is called as a. closed extraction b. intra alveolar c. open extraction d. all the above
- 29) Which of the following teeth is in close approximation of maxillary sinus is a. maxillary canine b. maxillary 2nd premolar c. maxillary 1st molar d. none
- 30) The elevator can be used to advantage when a. the adjacent tooth is not to be extracted b. the adjacent tooth is to be extracted c. both d. none
- 31) Birns hypothesis explains a. syncope b. dry socket c. shock d. all the above
- 32) postage stamp extraction is a. forcep extraction b. open extraction c. contra indication to extraction d. non
- 33) force with which tooth comes out of socket a. extrusive force b. traction force c. intrusive force d. mechanical force.
- 34) Purpose of preoperative evaluation is a. To determine the need for medical consultation and kind of investigation re b. To educate the patient above anesthesia, postoperative care, treatment plan c. To obtain informed consent d. All of the above
- 35) Difficulty encountered in endotracheal intubation are; a. Micrognathia b. macroglossia c. Limited movement of TMJ d. All
- 36) Advantages of ASA are; a. Allows anesthesiologists to compare outcomes within their own institution b. Provides anesthesiologist with a quick summary of physical status of pt c. Both a & b d. None of above
- 37) Objective of premedications are; a. Relief of apprehension; b. Sedation; c. Analgesic d. All of above
- 38) Benzodiazepine produces; a. Sedation b. Amnesia c. Anxiolyer d. All of above
- 39) The onset of action of midazolam is; a. 5 - 10 min.; b. 4 - 8 min.; c. 5 - 7 min. d. 3 - 6 min.
- 40) Which of the following are analgesic agents; a. Opioids b. Morphine c. Fentanyl d. All of above
- 41) Which of the following is habit forming drug a. Opioids b. Morphine c. Fentanyl d. Pethidine
- 42) Actions common to anticholinergic agents a - a. Vagolytic effects b. Antisialagogue action c. Sedation & Annesia d. All
- 43) Antistalagogue action includes; a. Drying of salivary glands b. Drying of tracheobronchial gland c. Both a & b d. Non of above
- 44) Which of the following drugs are used as antiemetic: -a. Droperidol b. Metoclopramide c. Phenothiazine d. All of above
- 45) Which of the following are clear fluids:- a. Apple juice b. Coconu c. None of above d. both a and b
- 46) Which of the following are nonclear fluids? a. Milk b. Orange Juice c. Both a & b d. None of above
- 47) Which of the following are monitoring equipment:- a. B. P. Monitor b. Cardio scope c. Pulse oximeter d. All of above
- 48) Indication for inhalational sedation: a. Uncopesative children of b. Mildly apprehensive patients c. Patients wit gagging d. All

- above
- A** 50) Normal prothrombin time IS
- D** 51) Bleeding time is prolonged in :- a. Thrombocytopenia a. 12-14 sec b. 10-12 sec c. 10-15 sec d. 12-15 sec
above
- D** 52) Secondary bleeding is due to: -a. Dislodgement of clot b. Secondary trauma to wound c. Infection d. All of
- A** 53) The first I.V. regime was devised by: -a. Prof. Jorgenson b. Horae wellsc. M c. Kessa d. All of above
- B** 54) Depolarization & repolarization of nerve takes a. 0.7 & 0.3 msec b. 0.3 & 0.7 msec c. 0.1 & 0.3 msec d. None of above
- C** 55) Most of L.A prepared without vasoconstrictor have pH of a. 5.5-8 b. 6.5 c. 5.5-7 d. 0.3 & 0.1 msec
- D** 56) Needles have the following components a. Bevel b. Hub c. Shaft d. All of the above
- B** 57) Most commonly used needles in dentistry are
a. 27-gauge long & 30-gauge short b. 30-gauge long & 27-gauge short c. 28-gauge long & 30-gauge short d. 27-gauge long & 27-gauge short
- C** 58) The average length of short needle is a. 32mm b. 11mm c. 20mm d. 35mm
- A** 59) The average length of long needle a. 32mm b. 11mm c. 20mm d. 35mm
- C** 60) Component of cartridge are a. Stopper b. Cylindrical glass c. Both (a) & (b) d. None of the above
- A** 61) Color coding of L.A cartridge for lidocaine is a. Light blue b. Gold c. Blue d. Red
- B** 62) antioxidant in L.A solution is a. sodium chloride b. sodium bisulfate c. epinephrine d. Methylparaben
- B** 63) Allergy to L.A is mainly because of a. Lidocaine b. Preservatives c. Sodium bisulfites d. Vasopressors
- B** 64) trigeminal nerve is a. sensory nerve b. mixed type c. motor type d. none of the above
- A** 65) PSA does not anesthetized maxillary 1st molar a. Mesiobuccal root b. Distobuccal root c. Palatal root d. None of the above
- A** 66) Sphenopalatine nerve block is also called a. Nasopalatine nerve block b. PSA bloc c. Greater palatine block d. MSA block
- B** 67) Amide type of L.A are except a. Lidocaine b. Procaine c. Bupivacaine d. Mepivacaine
- D** 68) Factors affecting L.A action are a. Lipid solubility b. Protein binding c. Vasodilator activity and pka d. All of the above
- D** 69) Problem with use of cartridge are a. Bubbles b. Sticky stopper c. Rust on cap d. All of the above
- B** 70) Facial nerve is a. Sensory b. Motor c. Mixed d. None of the above
- B** 71) Smallest branch of ophthalmic nerve is a. Frontal b. Lacrimal c. Nasociliary d. None of the above
- A** 72) -ve electrical potential that exist across the nerve membrane is a. -70mv b. -50mv c. -60m d. -40mv
- A** 73) Stimulus excite nerve & leads to sequence
a) Depolarization, firing threshold, rapid depolarization, repolarization.
b) Firing threshold, depolarization, rapid depolarization, repolarization
c) Repolarization, depolarization, rapid depolarization, firing threshold
d) Repolarization, firing threshold, depolarization, rapid depolarization
- B** 74) Maxillary division of trigeminal nerve passes forward leaving through
a. Foramen ovale b. Foramen rotundum c. Superior orbital fissure d. Jugular foramen
- D** 75) Objectives of premedication:- a. Sedation b. Analgesia c. Relief of anxiety d. All of above
- D** 76) The total no of mechanical principal of extraction a. 2 b. 5 c. 1 d. 3
- B** 77) Tracheostomy is a. Partial removal of trachea b. Opening made in trachea c. complete removal of trachea d. none
- A** 78) position during management of syncope is a. Trendelenburg b. Anti Trendelenburg c. Supine d. Upright
- C** 79. Head tilt chin lift is used to a. asses breathing b. improve circulation c. maintain airway d. all above
- C** 80. lignocaine was discovered by a). Evans b). laskins. c). Lofgren d). Demitri/luos
- A** 81) Rectal administration is done to: - a. Younger children b. Older individual c. Adults d. All of above
- A** 82) Most popular agent for premedication is ; a. Benzodiazepine b. Midazolam c. Diazepam d. Flumazenil
- A** 83) Mandibular division of trigeminal nerve passes through
a. Foramen ovale b. Foramen rotundum c. Jugular foramen d. Hypoglossal canal
- C** 84) zygomatic block is the other name for a. inferior alveolar block b. supraperiosteal c. PSA d. Greater palatine block
- D** 85) Bacteriostatic agent in L.A solution a. Sodium chloride b. Sodium bisulfate c. Epinephrine d. Methylparaben
- D** 86) L.A which consistently cause vasoconstriction is a. Tetracaine b. Procaine c. chloroprocaine d. Cocaine
- C** 87) sometime healthy tooth may be extracted as a part of an a. orthodontic tooth b. prosthodontic tooth c. both a & b d. none
- B** 88) dental forceps are designed to grasp the a. crown b. root & root mass c. both a and b d. none
- D** 89) mandible may be weakened by a. osteoporosis b. fibrous dysplasia c. atrophy d. all of above
- B** 90) common complication of inferior alveolar nerve block a. mandible fracture b. trismus c. both a and b d. none of above
- B** 91) dry socket usually forms during a. first postoperative day b. third and fourth postoperative day c. both a and b d. none
- C** 92) allies forceps is used for a. Tissue cutting b. tooth extraction c. for grasping tissue d. none
- D** 93) Prophylactic antibiotic coverage before dental extraction is indicated in
a. Coronary artery diseases b. bacterial endocarditis c. pneumatic heart diseases d. all
- A** 94) PDL fibre are broken by a. apical force b. traction force c. both a and b d. none
- A** 95) Most effective & accepted method of sterilization is a. autoclave b. hot air oven c. glutaraldehyde d. boiling water
- A** 96) ----- is the deposition of organisms in the tissues & their growth resulting in the host reaction
a. infection b. inflammation c. induction d. influence
- D** 97) Disinfectants & antiseptics act on microorganisms by mechanism a. coagulation of bacterial proteins
b. alteration in properties of bacterial cell wall c. binding of sulfhydryl group essential for enzyme action d. all of above.
- A** 98) In operation room the dose of formaline is decided by a. size of room b. shape of room c. temperature of room d. none
- C** 99) Color coding of L.A cartridge for bupivacaine is a. Light blue b. Gold c. Blue d. Red
- B** 100) Color coding of L.A cartridge for articaine with epinephrine 1:100000 is a. Light blue b. Gold c. Blue d. Red.

MIDSR DENTAL COLLEGE, LATUR
ENTRANCE EXAM STUDENT MARK LIST

Department of Oral Surgery

<i>Sr No</i>	<i>Roll No</i>	<i>Name</i>	<i>Marks</i>
1	151602	Abhange Sonali	61
2	151670	Babare Madhuri	57
3	151608	Bhore Pooja	66
4	151612	Bobade Laxmi	52
5	151611	Biyani Ramankumar	66
6	151613	Celestine Wilson	55
7	151614	Deshmukh Radhika	53
8	151615	Dhage Yogita Tryambakrao	65
9	151616	Dhumal Anuja	72
10	151618	Gaikwad Mayuri	38
11	151619	Gambhire Swati	62
12	151620	Ghadge Sanjana	74
13	151621	Gutte Swati	65
14	151622	Jadhav Shweta Sarang	75
15	151628	Khanapur Pooja	45
16	151630	Kulkarni Ganesh	70
17	151631	Lahane Preeti	55
18	151632	Mane Anjali Kishanrao	63
19	151633	Mane Vaidehi Rajabhau	54
20	151634	Math Anusha Arvind	74
21	151637	Narwade Rohankumar Sandipan	64
22	151638	Pandharikar Richa	65
23	151639	Pandharpure Sheetal	56
24	151640	Patalbansi Niharika	71
25	151641	Patil Aditi	62
26	151643	Patil Swati Upmanyu	54
27	151669	Patil Utkarsha	54
28	151644	Pawan Pawar	65
29	151645	Phad Sheetal	50
30	151646	Randive Pallavi	64
31	151651	Satpute Komal	66
32	151650	Sangle Shrirang	64
33	151652	Sawane Jyoti	61
34	151653	Sayyad Sumaiya	76
35	151655	Shaikh MD Arshadullah	69
36	151661	Suryawanshi Ashwini Subhashrao	47
37	151662	Tak Ashwini	59
38	151667	Waghmare Pooja Arun	63

MIDSR DENTAL COLLEGE, LATUR
ENTRANCE EXAM STUDENT MARK LIST
Department of Periodontics

<i>Sr No</i>	<i>Roll No</i>	<i>Name</i>	<i>MARKS</i>
1	151616	Dhumal Anuja	45
2	151607	Bhalke Vasudha	33
3	151610	Birajdar Revati	58
4	151622	Jadhav Shweta Sarang	46
5	151631	Lahane Preeti	39
6	151633	Mane Vaidehi Rajabhau	44
7	151637	Narwade Rohankumar Sandipan	34
8	151640	Patalbansi Niharika	57
9	151641	Patil Aditi	44
10	151643	Patil Swati Upmanyu	40
11	151669	Patil Utkarsha	46
12	151644	Pawan Pawar	39
13	151645	Phad Sheetal	48
14	151646	Randive Pallavi	42
15	151651	Satpute Komal	34
16	151652	Sawane jyoti	37
17	151653	Sayyad Sumaiya	36
18	151654	Shaikh Afsiya H	38

MDSR Dental College, Latur
PG Entrance Exam
Department of Periodontics

muco-gingival junction
creasing age:
more apically
more cervically
is stationary d) None of the

is the main component of
corneum of epithelium of

b) K19
↓KT

about langerhans cell of
epithelium

tic cells located among
ytes at all supra-basal levels
ins g specific Birbeck's

reduced or almost absent
e triphosphatase activity
nt in smaller amounts in
epithelium and absent from
al epithelium

lar epithelium expresses

b) K10, K12
d) K16, K15

f the following factors is/are
ted with increased mitotic
of gingival epithelium except:

keratinized area
ivitis
ing
s

ount of collagen in a tissue
etermined by its

b) Proline

xylysine
xyproline

ermeability of cementum

ases
ases
ms the same d) Cementum is
neable

about basal lamina which
meets the gingival epithelium
-lying connective tissue

400 amstrom in thickness and
amstrom beneath the epithelial
er

na lucida is composed of
tein laminin and lamina densa
V collagen

asal lamina is permeable to
id particulate matter
omplex of basal lamina and
per lodic acid - Schiff positive
h of the following is/are true
e vascularization of
ing structures?

upply is greatest in gingival
single rooted tooth and least in
ird

upply is greater on facial and
urface than on mesial and distal

supply is greatest in middle
least in apical third of a multi-
tooth

supply is greater on mesial
han on distal surface of
lar molars

about microscopic
nce of junctional
im is/are:

only stratified non-
ed epithelium of oral cavity
es not synthesize K4 and K13
in

bits high glycolytic enzyme
an outer epithelium and also
reased acid phosphatase

lamina of junctional epithelium

dothelial and epithelial cells in
n content

estmosomes are attached to the
eda of internal basal lamina

al cuticle is in nature:

hydrate b) Lipid
-aceous d) Glycolipid

collagen is found in the
ina of periodontal ligament

a) I and II
c) VI and XII d) XI and XIII

13. The dendritic cells that reside in
the supra-basilar layer of squamous
epithelium is:
a) Mast cell
b) Dermal dendrocytes
c) Monocytes
d) Langerhans cell

14. Which of the following is/are false
about localized aggressive
periodontitis?
a) The incidence of
actinomycetomcomitans is greater in
younger than in older LAP patients
b) Amongst the 3 serotypes of A
Actinomycetem comitans, serotype B is
most common

The increased collagen activity is
caused by raised level of MMP-8 from
neutrophils
d) Individuals shows neutrophil
chemotaxis defects as well as selective
antibody response dominated by high
titres of IgG2

15. The GCF production is ___ by
trauma from occlusion;
a) Increased
b) Decreased
c) Unaffected
d) None of the above

16. The ratio of T Lymphocytes to B
Lymphocytes in GCF is:
a) 1:1.2
b) 1:3
c) 3:1
d) 4:3:2

17. ___ immunoglobulin is more
prevalent in GCF:
a) IgA
b) IgM
c) IgE
d) IgG

18. ___ stage of gingivitis is referred
to as subclinical gingivitis:
a) Early lesion
b) Initial lesion
c) Established lesion
d) Advanced lesion

19. In advanced stage of gingivitis the
junctional epithelium and gingival
crevice is predominated by:
a) Plasma cells
b) Neutrophils
c) Lymphocytes
d) Monocytes

20. The B cells found in the
established lesion are
predominantly of ___ subclasses:
a) Ig A1 and Ig A4
b) Ig A3 and IgE
c) Ig M1 and Ig M2
d) Ig G1 and Ig G3

21. The cellular infiltrate of sites that
bled on probing consists
predominantly of ___ cells:
a) Neutrophils
b) Lymphocytes
c) Plasma
d) Monocytes

22. The severity of recession is
determined by ___
position of gingiva:
a) Apparent
b) Actual
c) 1 & 2
d) None of the above

23. False about cyclosporine induced
gingival
enlargement is/are:
a) Less vascular as compared to
phenytoin enlargement
b) Its magnitude appears to be related
more to the plasma concentration than
patients periodontal status
c) Affects children more frequently
d) None of the above

24. Idiopathic gingival enlargement
involves:
a) Marginal gingival
b) Attached gingiva
c) Interdental papilla
d) All of the above

25. Angiogramuloma refers to:
a) Drug induced gingival enlargement
b) Leukemia induced gingival
enlargement
c) Wegener's granulomatosis

26. gingivitis is also referred to as
atypical gingivitis:
a) Leukemic b) Vitamin C
deficiency
c) Plasma cell d) Wegener's
granulomatosis

27. Effect/effects of tooth brushing
include:
a) Increased capillary gingival
circulation
b) Increased keratinization of oral
epithelium
c) Thickening alveolar bone
d) All of the above

28. A slight ballooning of inter-dental
papilla and marginal gingival which
produces a life preserver shaped
bulge around involved tooth is a
feature of:
a) Stillman's cleft
b) McCall festoon
c) Chronic inflammatory enlargement
d) 1 & 2

29. The "mature" phenytoin
enlargement has a fibroblast/collagen
ratio ___ to that of normal gingiva
from normal individuals:
a) 2 times greater b) 8
times greater
c) 2 times lesser
d) Equal

30. Drug induced gingival
enlargement is more severe in
region:
a) Maxillary and mandibular anterior
region
b) Maxillary and mandibular posterior
region
c) Edentulous
d) Recent extraction socket

31. Among the following, which drug
does not cause gingival enlargement:
a) Diltiazem
b) Nitrendipine
c) Felodipine
d) Isradipine

32. Gingival enlargement in vitamin
C deficiency involves:
a) Marginal gingiva b) Inter-dental
papilla
c) Attached gingiva upto muco-gingival
junction
d) All of the above

33. True leukemic enlargement is
rarely seen in ___ type of leukemia:
a) Acute b) Sub-acute
c) Chronic d) 2 & 3

34. The most common malignancy of
gingiva is:
a) Fibrosarcoma
b) Malignant melanoma
c) Squamous cell carcinoma
d) Reticulum cell sarcoma

35. Necrotizing ulcerative gingivitis or
periodontitis leads to ___ pocket
formation:
a) Gingival
b) Supra-bony periodontal
c) Infra-bony periodontal
d) None of the above

36. Vesicular lesions of keratinized
mucosa including gingiva with
elevated temperature is suggestive of:
a) Necrotizing ulcerative gingivitis
b) Desquamative gingivitis
c) Secondary stage of syphilis
d) Primary herpetic gingivo-stomatitis

37. False about desquamative
gingivitis is/are:
a) Diffuse involvement of marginal,
attached gingival and other areas of oral
mucosa
b) Papilla undergoes necrosis
c) Bacterial smears reveals numerous
epithelial cells and few bacterias
d) Female predilection

38. Tzanck cells is a histo-pathological
feature of:
a) Desquamative gingivitis
b) Lichen planus
c) Steven Johnson syndrome
d) Primary herpetic gingivostomatitis

39. Sequelae of acute periodontitis
include:
a) Pericoronar abscess
b) Cellulitis
c) Ludwig's angina
d) All of the above

40. A history of recurrent episodes of
painful mucosal ulceration with
yellowish gray central area
surrounded by an erythematous halo,
involvement is not diffuse and no
acute toxic symptoms present. It is
suggestive of:
a) Primary herpetic gingivostomatitis
b) Recurrent aphthous stomatitis
c) Bullous lichen planus
d) Acute necrotizing ulcerative
gingivitis

41. The periodontal space in
deciduous dentition is ___ as
compared to that of permanent
dentition:
a) Narrower b) Wider
c) Equal d) Absent

42. In children, the inflammatory
response of gingiva is dominated by:
a) B lymphocytes
b) Plasma cells
c) T lymphocytes
d) All of the above

43. In mixed dentition, the most
common site of gingival recession is:
a) Lower permanent incisors
b) Upper permanent incisors
c) Lower deciduous second molar
d) Lower permanent 1st molar

44. Lidex used in treatment of erosive
lichen planus consists of:
a) 0.1% protopic ointment
b) 0.05% fluocinonide
c) 5.1% hydroxychloroquine
d) 2% azathioprine

45. The major antigenic determinants
for bullous pemphigoid are:
a) BP3 and BP6
b) BP1 and BP2
c) AP6 and AP8
d) AP6 and BP6

46. High levels of ___ are associated
with severity of oral disease in
patients with pemphigus vulgaris:
a) Desmoglein 4
b) Desmoglein 6 and 8
c) Desmoglein 3
d) Desmoglein 11 and 18

47. Target or "iris" lesions with
central clearing are the characteristic
feature of:
a) Lichen planus
b) Psoriasis
c) Erythema multi-forme
d) Pemphigus vulgaris

48. Local reaction from use of a
medicament in the oral cavity is
termed as:
a) Stomatitis medicamentosa
b) Stomatitis venenata
c) Symblepharon
d) Ankyloblepharon

49. The epithelium of lateral wall of
periodontal pocket shows ___
changes:
a) Degenerative
b) Proliferative
c) 1 & 2
d) None of the above

50. True about pus formation in a
periodontal pocket:
a) Indicates depth of the pocket
b) Indicates severity of destruction of
supporting tissues
c) Reflects nature of inflammatory
changes in the pocket wall
d) All of the above

51. The dominant causative agent of
root surface caries is:
1. A. naeslundii
2. A. viscosus
3. S. sanguis
4. S. salivarius

52. The term plaque free zone refers
to:
a) Attached plaque
b) Unattached plaque
c) 1 & 2
d) None of the above

53. The distance from attached
plaque to bone is never less than
mm and never more than ___ mm:
a) 0.2-1.97
b) 0.2-2.1
c) 0.5-2.7
d) 0.5-2.4

54. When the attachment and bone loss occurs as a result of supra-bony pocket the alveolar crest and periodontal ligament gradually attains a more _____ position in relation to the tooth:

- a) Apical
- b) Same position as that of non-diseased tooth
- c) None of the above

55. False about supra-bony pocket is/are:

- a) Base of pocket coronal to alveolar bone
- b) Horizontal bone loss
- c) Inter-proximally transseptal fibers run horizontally

56. Microorganisms that colonize periodontal abscess are primarily:

- a) Gram positive aerobic rods
- b) Gram positive anaerobic rods
- c) Gram negative aerobic rods
- d) Gram negative anaerobic rods

57. The severity of degenerative changes in the soft tissue wall depends upon the depth of periodontal pocket; Edematous and fibrotic pockets represents same pathologic but different disease conditions:

- a) First statement is true; second is false
- b) First statement is false; second is true
- c) Both statement are true
- d) Both statement are false

58. The micro-hardness of the exposed root surface areas with increased mineralization is:

- a) Increased by 2 times
- b) Increased by 4 times
- c) Decreased by 2 times
- d) Unchanged

59. During bone loss in periodontal disease, the amount of inflammatory infiltrate correlates with:

- a) Degree of bone loss
- b) Number of osteoclast on alveolar crest
- c) Total number of osteoclast
- d) All of the above

60. The radius of action within which bacterial plaque can induce loss of bone ranges between:

- a) 1.2 to 2 cm
- b) 1.5 to 2 cm
- c) 0.5 to 1.5 mm
- d) 1.5 to 2.5 mm

61. Which of the following condition/conditions is associated with bone loss?

- a) Hyperparathyroidism
- b) Tuberculosis
- c) Langerhans cell histiocytosis
- d) All of the above

62. Lipping refers to bulging of the bone contour due to:

- a) Palatal or labial exostoses
- b) Central buttressing bone formation
- c) Peripheral buttressing bone formation
- d) Edge formation

63. _____ defects more commonly occurs on the mesial surfaces of upper and lower molars:

- a) One wall
- b) Two wall
- c) Three wall
- d) 1 & 2

64. The amount of bone loss in patients with untreated periodontal disease on proximal surface averages:

- a) 0.5 mm per year
- b) 1.2 to 1.5 mm per year
- c) 3 mm per year
- d) 0.1 mm per month

65. Intra-bony defect refers to:

- a) One wall defect
- b) Two wall defect
- c) Three wall defect
- d) All of the above

66. Bone destruction in periodontal disease involves:

- a) Bone necrosis
- b) Activity of living cells along viable bone
- c) 1 & 2

- a) Occlusal force
- b) Tissue injury
- c) 1 & 2

68. The criteria that determines an occlusion traumatic is presence of:

- a) Malocclusion
- b) Individual tooth position
- c) Periodontal injury
- d) All of the above

69. True about primary trauma from occlusion is/are:

- a) Trauma from occlusion is the primary etiologic factor for periodontal destruction
- b) Alters the level of connective tissue attachment
- c) Destruction of supra-crestal gingival fibers
- d) All of the above

70. Trauma from occlusion causes vascular changes in periodontium within:

- a) 3 to 5 seconds
- b) 1 to 2 seconds
- c) 1 to 5 minutes
- d) 30 minutes

71. The areas of periodontium most susceptible to injury from excessive occlusal forces are:

- a) Apical third of root of a posterior tooth
- b) Middle third of root of an anterior tooth
- c) Cementoenamel junction
- d) Furcation

72. Injury to periodontium is most likely to occur from _____ type of forces:

- a) Lateral
- b) Torque
- c) T & 2
- d) None of the above

73. False about actions of muscle of mastication is/are:

- a) Masseter, internal pterygoid and much of temporal muscle are elevators of mandible
- b) Superior lateral pterygoid depresses and protrudes the mandible
- c) Medial pterygoid forms a muscular support for mandible at its angle
- d) Superficial bundle of masseter assist in protruding the mandible

74. Strict translation of condyle disc assembly results in _____ of mandible:

- a) Elevation
- b) Depression
- c) Protrusion
- d) Retraction

75. Clenching type of para-function can be distinguished from bruxism, in that clenching show:

- a) Grinding of teeth
- b) Excessive tooth wear
- c) Associated masticatory system disorder
- d) All of the above

76. Headache pain is perceived primarily within _____ nerve pathways:

- a) Facial
- b) Trigeminal
- c) Spinal accessory
- d) Glossopharyngeal and vagus

77. The main component of keratins in the stratum corneum is

- a) Keratin polypeptide (68KD)
- b) K19, keratin polypeptide(40KD)
- c) K12, keratin polypeptide(40KD)
- d) K1, keratin polypeptide(68KD)

78. The occurrence of keratinisation on the human gingival is

- a) Dependent upon the functional stimulation the attached gingival receives
- b) a reflection of inflammation in the underlying gingival connective tissue
- c) a variable factor directly related to age

79. Lacking in the gingival crevice The normal gingival color is

- a) Red
- b) Yellow
- c) Coral pink
- d) Whitish gray

80. Which of the following fiber groups are NOT attached to alveolar bone

- a) Transseptal

81. Not responsible for chronic gingival inflammation?

- a) Neutrophil
- b) Macrophages
- c) T-lymphocytes
- d) Plasma cell

82. Atypical gingivitis is

- a) Other name of plasma cell gingivitis
- b) Gingivitis seen in HIV patient
- c) Gingivitis seen in leukaemia patient
- d) Gingivitis seen in aggressive periodontitis

83. When the dental plaque is allowed to accumulate in the absence of any plaque control procedures, it results in gingivitis within

- a) 1 to 3 days
- b) 7 to 21 days
- c) 2 months to 3 months
- d) 24 hours to 48 hours

84. Pregnancy gingivitis is caused by:

- a) Bacteroides melanogenucus
- b) Actinobacillus actinomycetemcomitans
- c) Streptococcus sanguis
- d) Fusobacterium

85. Test tube rete pegs are seen in the microscopic section of

- a) ANUG
- b) Inflammatory gingival hyperplasia
- c) Gingival enlargement due to Dilantin sodium
- d) Plasma cell gingivitis

86. Frequent periodontal abscess appear to be an important periodontal future in

- a) Nutrition deficiency
- b) Diabetes Mellitus
- c) Hormonal imbalance
- d) Cardiovascular disease

87. Based on Bokenkamp's grading of enlargements, an enlargement covering 3/4th of the crown is considered as

- a) Grade I
- b) Grade II
- c) Grade III
- d) Grade IV

88. Parietal abscess is also known as

- a) Gingival abscess
- b) Periodontal abscess
- c) Periapical abscess
- d) Periodontal cyst

89. The antigens consistently associated with this disease are

- a) HLA A9 and B15
- b) HLA A0 and B30
- c) HLA A15 and B9
- d) HLA A30 and B0

90. Definite treatment for Herpetic Gingivostomatitis is

- a) Hydrogen Peroxide mouthwash
- b) Metronidazole
- c) Corticosteroid
- d) No Definite treatment

91. Metronidazole is not effective in the treatment of

- a) Amoebiasis
- b) Infections due to bacteroides fragilis
- c) Infections due to pneumocystis carinii
- d) Acute necrotizing ulcerative gingivitis

92. Suprabony pockets are also known as

- a) Infrabony
- b) Intra-alveolar
- c) Subcrestal
- d) Supracrestal/supra-alveolar

97. Radius of action of bacterial plaque is

- a) Less than 2.5 mm
- b) greater than 3.5 mm
- c) Less than 1.5 mm
- d) 1.5 - 2.5 mm

98. All of the following are periodontal trauma except

- a) Pain
- b) Mobility
- c) Hypersensitivity
- d) Bleeding

99. Bone loss associated with from occlusion is:

- a) Notching
- b) Vertical
- c) Horizontal
- d) Cystic

100. Periodontosis mainly in:

- a) Molars
- b) Upper incisors
- c) Molars and incisors
- d) Premolars

MIDSr DENTAL COLLEGE, LATUR

CET ENTRANCE EXAM STUDENT LIST

Sr No	Roll No	Name	Exam Sign	Discussion Sign
1	151601	Awasare Priyanka		
2	151602	Abhange Sonali		
3	151603	Alure Sriprasad		
4	151606	Baheti Meghna		
5	151607	Bhalke Vasudha	<i>Bhalke</i>	
6	151670	Babare Madhuri		
7	151608	Bhore Pooja	<i>Bhore</i>	
8	151610	Birajdar Revati		
9	151611	Biyani Ramankumar		
10	151612	Bobade Laxmi		
11	151613	Celestine Wilson		
12	151614	Deshmukh Radhika		
13	151615	Dhage Yogita Tryambakrao		
14	151616	Dhumal Anuja	<i>Dhumal</i>	
15	151618	Gaikwad Mayuri		
16	151619	Gambhire Swati		
17	151620	Ghadge Sanjana		
18	151621	Gutte Swati		
19	151622	Jadhav Shweta Sarang	<i>Shweta</i>	
20	151626	Kapse Pooja		
21	151627	Kapse Sanket		
22	151628	Khanapur Pooja		
23	151629	Kolikar Neha		
24	151630	Kulkarni Ganesh		
25	151631	Lahane Preeti	<i>Preeti</i>	
26	151632	Mane Anjali Kishanrao		
27	151633	Mane Vaidehi Rajabhau	<i>Vaidehi</i>	
28	151634	Math Anusha Arvind		
29	151635	Nagargoje Tanvi		
30	151636	Narale Pooja Rajendra		
31	151637	Narwade Rohankumar Sandipan	<i>Narwade</i>	
32	151638	Pandharikar Richa		
33	151639	Pandharpure Sheetal		
34	151640	Patalbansi Niharika	<i>Patalbansi</i>	
35	151641	Patil Aditi	<i>Patil</i>	
36	151643	Patil Swati Upmanyu	<i>Patil</i>	

37	151644	Pawan Pawar	<u>P.K.</u>	
38	151645	Phad Sheetal	<u>Sheetal</u>	
39	151646	Randive Pallavi	<u>Randive</u>	
40	151647	Rodge Manasvi		
41	151650	Sangle Shirang		
42	151651	Satpute Komal	<u>Komal</u>	
43	151652	Sawane jyoti	<u>Jyoti</u>	
44	151653	Sayyad Sumaiya	<u>Sumaiya</u>	
45	151654	Shaikh Afsiya H	<u>Afsiya</u>	
46	151655	Shaikh MD Arshadullah		
47	151657	Shaikh Nilopher K		
48	151658	Sharma Anju		
49	151660	Somatkar Ruchita		
50	151661	Suryawanshi Ashwini Subhashrao		
51	151662	Tak Ashwini		
52	151663	Thakre Rakhi		
53	151664	Tiwari Vinay		
54	151665	Vhanale Dipali Vitthalrao		
55	151666	Vyavhare Muktabai		
56	151667	Waghmare Pooja Arun		
57	151669	Patil Utkarsha	<u>Patil</u>	

**MAEER PUNE's
MIDSR Dental College Latur
PG Student List**

Sr. No	2014	Department
1	Dr. Chougule Sandesh S.	Oral Surgery
2	Dr. Jendi Shoeb K.	Oral Surgery
3	Dr. Bawa Priyanka D.	Conservative
4	Dr. Ratnani Sneha D.	Conservative
5	Dr. Dange Ganesh O.	Orthodontics
6	Dr. Kendre Shilpa M.	Orthodontics
7	Dr. Agarwal Ankita D.	Periodontics
8	Dr. Taru Snehal C.	Periodontics
9	Dr. Mohammed Asim M.M.	Prosthodontics
10	Dr. Gatkal Vidya S.	Prosthodontics

Sr. No	2015	Department
1	Dr. Satpute Ashish S.	Oral Surgery
2	Dr. Tapsale Priyanka M.	Oral Surgery
3	Dr. Nagargoje Gopal L.	Oral Surgery
4	Dr. Shruti Hariramani	Conservative
5	Dr. Walkar Kunal S.	Conservative
6	Dr. Agrawal Khushbu	Orthodontics
7	Dr. Madansure Abhidnya	Orthodontics
8	Dr. Gawade Monali A.	Periodontics
9	Dr. Lahane Priya	Periodontics
10	Dr. Agroya Archana I.	Periodontics
11	Dr. Agroya Pooja I.	Prosthodontics
12	Dr. Wadhvani Madhuri	Prosthodontics
13	Dr. Nakade Prashant L.	Prosthodontics

Sr. No	2016	Department
1	Dr. Vaishnav Kunal P.	Prosthodontics
2	Dr. Joteppa Varsha V.	Prosthodontics
3	Dr. Randive Siddhant B.	Prosthodontics

4	Dr.Jadhav Swati S.	Oral Surgery
5	Dr.Samel Priyanka M.	Oral Surgery
6	Dr.Patil Shraddha B.	Oral Surgery
7	Dr.Gite Sonali V.	Conservative
8	Dr.Kute Ajay B.	Conservative
9	Dr.Mohani Sana R.	Conservative
10	Dr.Vaprani Tejshree H.	Orthodontics
11	Dr.Bhangare Jayashri N.	Orthodontics
12	Dr.Deshpande Rujuta V.	Orthodontics
13	Dr.Nalwade Apeksha V.	Pedodontics
14	Dr.Dhore Snehal V.	Pedodontics
15	Dr.Panpaliya Nikita P.	Pedodontics

Sr. No	2017	Department
1	Dr. Chokhani Dishita	Prosthodontics
2	Dr. Narote Siddharth	Prosthodontics
3	Dr. Jadhav Swapnil	Oral Surgery
4	Dr. Bholane Dnyandeep	Oral Surgery
5	Dr. Sonawane Kshitija	Oral Surgery
6	Dr. Deshpande Sharvaree	Conservative
7	Dr. Nagargoje Deepak	Conservative
8	Dr. Damade Yogesh	Conservative
9	Dr. Kondle Mahendre	Orthodontics
10	Dr. Zadake Sujit	Orthodontics
11	Dr. Kalekar Radhika	Orthodontics
12	Dr. Ramjewar Pankaj	Pedodontics
13	Dr. Pathan Jabin	Pedodontics
14	Dr. Panchal Vinod	Pedodontics
15	Dr. Malbhage Smita	Periodontics
16	Dr. Saleem Khan	Periodontics
17	Dr. Pathan Fatema	Periodontics

Sr. No	2018	Department
1	Dr.Sonawane Suraj Sunil	Prosthodontics
2	Dr.Patane Deepali Ramling	Prosthodontics
3	Dr.Vaybase vidya abhiman	Prosthodontics
4	Dr.Dod ashutosh pundlik	Oral Surgery

5	Dr.Kale tushar ramchandra	Oral Surgery
6	Dr.Sharma sanjeev kailash	Oral Surgery
7	Dr.Bambale sandip sharad	Conservative
8	Dr.Birajdar revtee sidheshwar	Conservative
9	Dr.Rathi ruchi	Conservative
10	Dr.Ambashikar vaibhav ratiram	Orthodontics
11	Dr.Singh pavankumar ramsharan	Orthodontics
12	Dr.Dusane sayli ravindranath	Orthodontics
13	Dr.Dongre sujata subhashrao	Pedodontics
14	Dr.Joshi sphurti suresh	Pedodontics
15	Dr.Misal sagar durgadas	Pedodontics
16	Dr.Magdum kanishka sanjay	Periodontics
17	Dr.Vairagi madhura milind	Periodontics
18	Dr.Sangle shrirang shamsundar	Periodontics

Sr. No	2019	Department
1	Dr. Somwanshi Pratiksha	Prosthodontics
2	Dr. Galale Madhavi Datta	Prosthodontics
3	Dr. Mundada yogita	Prosthodontics
4	Dr. Andhare pravin	Oral Surgery
5	Dr. Anand mandlecha	Oral Surgery
6	Dr. Bhale subhashan	Oral Surgery
7	Dr. Dhumal anuja	Conservative
8	Dr. Patil damini	Conservative
9	Dr. Chavan nayan	Conservative
10	Dr. Choure mahesh	Orthodontics
11	Dr. Warpe smita	Orthodontics
12	Dr. Chandak shruti	Orthodontics
13	Dr. Yadav swapnil	Pedodontics
14	Dr. Chordiya nikita	Pedodontics
15	Dr. Bhamare shruti	Pedodontics
16	Dr. Jadhav priyanka	Periodontics
17	Dr. Bezalwar khushbu	Periodontics
18	Dr. Male rohini	Periodontics

Sr. No	2020	Department
1	Dr. Bade Shital Suresh	Conservative
2	Dr. Khase Akshay Arun	Conservative
3	Dr. Wankhede Vaishali Rajendra	Conservative
4	Dr. Danave Samruddhi Pradip	Oral Surgery
5	Dr. MINAL SONARE	Oral Surgery
6	Dr. Sorate Ajay Madhukar	Oral Surgery

7	Dr. Chate Jyotsna Harishchandra	Orthodontics
8	Dr. Deshmukh Sayali Suhas	Orthodontics
9	Dr. Jayabhaye Ankita Gangadhar	Orthodontics
10	Dr. Dugad Mayur Pravin	Pedodontics
11	Dr. Gidhwani Shreeram Jairaj	Pedodontics
12	Dr. Shelke Pooja Balaji	Pedodontics
13	Dr. Kande Poonam Sampat	Periodontics
14	Dr. Math Anusha	Periodontics
15	Dr. Nagime Shital Chandraprakash	Periodontics
16	Dr. Chinchansure Pranoti Shivkumar	Prosthodontics
17	Dr. Kawade Pratish Prabhkar	Prosthodontics
18	Dr. Langote Pooja Kishor	Prosthodontics

MIDSR Dental college, Latur
Pharmacology MCQ

1. Pharmacokinetics is:

a) The study of biological and therapeutic effects of drugs b) The study of absorption, distribution, metabolism and excretion of drugs c) The study of mechanisms of drug action d) The study of methods of new drug development

002. What does “pharmacokinetics” include? a) Complications of drug therapy b) Drug biotransformation in the organism c) Influence of drugs on metabolism processes d) Influence of drugs on genes

003. What does “pharmacokinetics” include? a) Localization of drug action b) Mechanisms of drug action c) Excretion of substances d) Interaction of substances

004. The main mechanism of most drugs absorption in GI tract is: a) Active transport (carrier-mediated diffusion) b) Filtration (aqueous diffusion) c) Endocytosis and exocytosis d) Passive diffusion (lipid diffusion)

005. What kind of substances can't permeate membranes by passive diffusion? a) Lipid-soluble b) Non-ionized substances c) Hydrophobic substances d) Hydrophilic substances

006. A hydrophilic medicinal agent has the following property: a) Low ability to penetrate through the cell membrane lipids b) Penetrate through membranes by means of endocytosis c) Easy permeation through the blood-brain barrier d) High reabsorption in renal tubules

007. What is implied by «active transport»? a) Transport of drugs through a membrane by means of diffusion b) Transport without energy consumption c) Engulf of drug by a cell membrane with a new vesicle formation d) Transport against concentration gradient

008. What does the term “bioavailability” mean? a) Plasma protein binding degree of substance b) Permeability through the brain-blood barrier c) Fraction of an uncharged drug reaching the systemic circulation following any route administration d) Amount of a substance in urine relative to the initial dose

009. The reasons determining bioavailability are: a) Rheological parameters of blood b) Amount of a substance obtained orally and quantity of intakes c) Extent of absorption and hepatic first-pass effect d) Glomerular filtration rate

010. Pick out the appropriate alimentary route of administration when passage of drugs through liver is minimized: a) Oral b) Transdermal c) Rectal d) Intraduodenal

011. Which route of drug administration is most likely to lead to the first-pass effect? a) Sublingual b) Oral c) Intravenous d) Intramuscular

012. What is characteristic of the oral route? a) Fast onset of effect b) Absorption depends on GI tract secretion and motor function c) A drug reaches the blood passing the liver d) The sterilization of medicinal forms is obligatory

013. Tick the feature of the sublingual route: a) Pretty fast absorption b) A drug is exposed to gastric secretion c) A drug is exposed more prominent liver metabolism d) A drug can be administered in a variety of doses

014. Pick out the parenteral route of medicinal agent administration: a) Rectal b) Oral c) Sublingual d) Inhalation

015. Parenteral administration: a) Cannot be used with unconsciousness patients b) Generally results in a less accurate dosage than oral administration c) Usually produces a more rapid response than oral administration d) Is too slow for emergency use

016. What is characteristic of the intramuscular route of drug administration? a) Only water solutions can be injected b) Oily solutions can be injected c) Opportunity of hypertonic solution injections d) The action develops slower, than at oral administration

017. Intravenous injections are more suitable for oily solutions: a) True b) False

018. Correct statements listing characteristics of a particular route of drug administration include all of the following EXCEPT: a) Intravenous administration provides a rapid response b) Intramuscular administration requires a sterile technique c) Inhalation provides slow access to the general circulation d) Subcutaneous administration may cause local irritation

019. Most of drugs are distributed homogeneously. a) True b) False

020. Biological barriers include all except: a) Renal tubules b) Cell membranes c) Capillary walls d) Placenta

21. Pharmacodynamics involves the study of following EXCEPT: a) Biological and therapeutic effects of drugs b) Absorption and distribution of drugs c) Mechanisms of drug action d) Drug interactions

22. Pharmacodynamics involves the study of following? a) Mechanisms of drug action b) Biotransformation of drugs in the organism c) Distribution of drugs in the organism d) Excretion of drug from the organism
23. Pharmacodynamics involves the following? a) Information about main mechanisms of drug absorption b) Information about unwanted effects c) Information about biological barriers d) Information about excretion of a drug from the organism
24. Pick out the answer which is the most appropriate to the term “receptor” a) All types of ion channels modulated by a drug b) Enzymes of oxidizing-reducing reactions activated by a drug c) Active macromolecular components of a cell or an organism which a drug molecule has to combine with in order to elicit its specific effect d) Carriers activated by a drug
25. What does “affinity” mean? a) A measure of how tightly a drug binds to plasma proteins b) A measure of how tightly a drug binds to a receptor c) A measure of inhibiting potency of a drug d) A measure of bioavailability of a drug
26. Target proteins which a drug molecule binds are: a) Only receptors b) Only ion channels c) Only carriers d) All of the above
27. An agonist is a substance that: a) Interacts with the receptor without producing any effect b) Interacts with the receptor and initiates changes in cell function, producing various effects c) Increases concentration of another substance to produce effect d) Interacts with plasma proteins and doesn't produce any effect
28. If an agonist can produce maximal effects and has high efficacy it's called: a) Partial agonist b) Antagonist c) Agonist-antagonist d) Full agonist
29. If an agonist can produce submaximal effects and has moderate efficacy it's called: a) Partial agonist b) Antagonist c) Agonist-antagonist d) Full agonist
30. An antagonist is a substance that: a) Binds to the receptors and initiates changes in cell function, producing maximal effect b) Binds to the receptors and initiates changes in cell function, producing submaximal effect c) Interacts with plasma proteins and doesn't produce any effect d) Binds to the receptors without directly altering their functions
31. A competitive antagonist is a substance that: a) Interacts with receptors and produces submaximal effect b) Binds to the same receptor site and progressively inhibits the agonist response c) Binds to the nonspecific sites of tissue d) Binds to one receptor subtype as an agonist and to another as an antagonist

32. The substance binding to one receptor subtype as an agonist and to another as an antagonist is called: a) Competitive antagonist b) Irreversible antagonist c) Agonist-antagonist d) Partial agonist

33. Irreversible interaction of an antagonist with a receptor is due to: a) Ionic bonds b) Hydrogen bonds c) Covalent bonds d) All of the above

34. Mechanisms of transmembrane signaling are the following EXCEPT: a) Transmembrane receptors that bind and stimulate a protein tyrosine kinase b) Gene replacement by the introduction of a therapeutic gene to correct a genetic effect c) Ligand-gated ion channels that can be induced to open or close by binding a ligand d) Transmembrane receptor protein that stimulates a GTP-binding signal transducer protein (G-protein) which in turn generates an intracellular second messenger

35. Tick the second messenger of G-protein-coupled (metabotropic) receptor: a) Adenylyl cyclase b) Sodium ions c) Phospholipase C d) Camp

36. Tick the substance which changes the activity of an effector element but doesn't belong to second messengers: a) cAMP b) cGMP c) G-protein d) Calcium ions

37. The increase of second messengers' (cAMP, cGMP, Ca²⁺ etc.) concentration leads to: a) Inhibition of intracellular protein kinases and protein phosphorylation b) Proteinkinases activation and protein phosphorylation c) Blocking of interaction between a receptor and an effector d) Antagonism with endogenous ligands

38. Tick the substances whose mechanisms are based on interaction with ion channels a) Sodium channel blockers b) Calcium channel blockers c) Potassium channels activators d) All of the above

39. All of the following statements about efficacy and potency are true EXCEPT: a) Efficacy is usually a more important clinical consideration than potency b) Efficacy is the maximum effect of a drug c) Potency is a comparative measure, refers to the different doses of two drugs that are needed to produce the same effect d) The ED₅₀ is a measure of drug's efficacy

40. Give the definition for a therapeutical dose: a) The amount of a substance to produce the minimal biological effect b) The amount of a substance to produce effects hazardous for an organism c) The amount of a substance to produce the required effect in most patients d) The amount of a substance to accelerate an increase of concentration of medicine in an organism

41. All of the following antiviral drugs are the analogs of nucleosides, EXCEPT: a) Acyclovir b) Zidovudine c) Saquinavir d) Didanosine

42. Tick the drug, a derivative of adamantane: a) Didanosine b) Rimantadine c) Gancyclovir d) Foscarnet

Sulfonamides are effective against: a) Bacteria and Chlamidia b) Actinomyces c) Protozoa d) All of the above

43. Mechanism of sulfonamides' antibacterial effect is: a) Inhibition of dihydropteroate reductase b) Inhibition of dihydropteroate synthase c) Inhibition of cyclooxygenase d) Activation of DNA gyrase

44. Combination of sulfonamides with trimethoprim: a) Decreases the unwanted effects of sulfonamides b) Increases the antimicrobial activity c) Decreases the antimicrobial activity d) Increases the elimination of sulfonamides

45. Sulfonamide potency is decreased in case of co-administration with: a) Oral hypoglycemic agents b) Local anesthetics – derivatives of paraaminobenzoic acid c) Local anesthetics – derivatives of benzoic acid d) Non-narcotic analgesics

46. The following measures are necessary for prevention of sulfonamide precipitation and crystalluria: a) Taking of drinks with acid pH b) Taking of drinks with alkaline pH c) Taking of saline drinks d) Restriction of drinking

47. Resorptive sulfonamides have the following unwanted effects on blood system: a) Hemolytic anemia b) Thrombocytopenia c) Granulocytopenia d) All of the above

48. Mechanism of Trimethoprim' action is: a) Inhibition of cyclooxygenase b) Inhibition of dihydropteroate reductase c) Inhibition of dihydropteroate synthase d) Inhibition of DNA gyrase

49. Sulfonamides have the following unwanted effects: a) Hematopoietic disturbances b) Crystalluria c) Nausea, vomiting and diarrhea d) All of the above

009. Tick the drug, which is effective against mycobacteria only: a) Isoniazid b) Streptomycin c) Rifampin

50. What does the term "antibiotics" mean: a) Non-organic or synthetic substances that selectively kill or inhibit the growth of other microorganisms b) Substances produced by some microorganisms and their synthetic analogues that selectively kill or inhibit the growth of another microorganisms c) Substances produced by some microorganisms and their synthetic analogues that inhibit the growth of organism cells d) Synthetic analogues of natural substances that kill protozoa and helminthes

Results

Following is the list of marks obtained by the interns in the exam conducted on 16th -Nov-2015. For the subject for Prosthodontics

Sr No	Roll No	Name	Marks
1	151632	Anjali mane	47
2	151634	Math Anusha	53
3	151602	Sonali Abhange	45
4	151620	Sanjana Ghadge	60
5	151637	Rohan Narwade	42
6	151669	Patil Utkarsha	66
7	151643	Patil Swati	53
8	151653	sayed Sumaiya	60
9	151655	Shaikh MD Arshad	33
10	151622	Sheta Jadhav	64

- One day
Three days
Five days
Seven days
much time is needed by
ion socket to complete its
cation?
6 months
8-12 months
6-8 months
12-15 months
of the following statements
wrong?
Tooth loss is earlier in
maxilla than mandible
In some patient mandibular
canines are retained four
times longer than other teeth
Both of the above
None of the above
ion (s) which favor/s fracture
le complete denture base
ng natural teeth is/are:
Heavy anterior occlusal
contact
Deep labial frenal notches
High occlusal forces due to
strong mandibular elevator
musculature
All of the above
illary alginate impression is
ed with a quick jerk to prevent
Syneris
Permanent deformation
Elastic deformation
Surface details
er extended mandibular denture
dislodged as a result of
on of
Masseter
Temporalis
Buccinators
Lateral pterygoid
f several teeth may result in
Change in the facial contour
T.M.J. disturbances
Periodontal disturbances
All of the above
with sibilant sound are
ed with an explosive effect
With the incisal edges of the
teeth out of contact
With the lip of the tongue
touching the incisal edges of
lower teeth
With the upper and lower
teeth incisal edges almost
touching
With the lip of the tongue
touching the posterior palate
in disadvantage of relining
asing the complete denture is
Loss of retention
Allergic responses to reliner
Reduction of stability
Change in centric relation
arch tracing is an
Intra oral tracing device
Extra oral tracing device
Records centric relation and
the movements of mandible
in horizontal direction
Record the centric occlusion
and the movements of the
mandible in vertical direction
tory movement of the condyle
disk are controlled by
Capsular ligament and the
suprahead of the medial
pterygoid
Capsular ligament and the
suprahead of the lateral
pterygoid
Suprahead of the lateral and
medial pterygoid
Capsular ligament and the
infrahead of the lateral
pterygoid
ent of choice for a patient with
lary complete denture with
lateral tuberosity undercuts
Remove both tuberosity
undercuts
Remove the tissue on only
one side if possible
Maintain the undercuts as
76. Mandible can be made into retruded position for recording the centric relation by
a. Protrude and retruded mandible alternatively relaxing
b. Repeating the word 'M' and making the tongue touch the posterior plane
c. All of the above
d. At established vertical dimension is established
77. Centric jaw relation is made
a. At a greater level than established vertical dimension
b. Before the vertical dimension is established
c. At a greater level than established vertical dimension
d. No relation to the vertical dimension
78. An Articulator is
a. Lab analogue of T.M.J which simulates the jaw movements and the relations
b. Is a means for arranging the teeth in balanced occlusion
c. To be used for fixed partial denture construction only
d. Simulates only masticatory movements
79. Which of the following is not functionally acceptable arrangement of teeth in complete denture
a. setting posterior teeth in line parallel to camper's line
b. setting anterior teeth in line parallel to interpupillary line
c. setting anterior teeth to make contact in centric relation establishing balanced occlusion which is absent in natural dentition
d. Theoretically for maximum stability of the complete denture the incisal guidance should be
a. Zero degrees
b. 45 degrees
c. 90 degrees
d. None of the above
80. The following is a complimentary color of teeth (yellow)
a. Green
b. Blue
c. White
d. Black
81. In maxillary complete denture, accurate adaptation of the labial flange and the positioning of the teeth mostly influences
a. Speech
b. Aesthetics
c. Stability
d. Support
82. Immediate dentures are compared to be advantageous in respect to C.D. in
a. Protection of extraction site and proper bone remodeling
b. Proper maintenance of vertical height of occlusion
c. Escape from the psychological trauma of edentulous periods
d. All of the above
83. A major difference between Relining and Rebasings is that in Rebasings
a. Occlusion is maintained
b. All the base material is replaced
c. All the teeth are replaced
d. All of the above
84. Failure to completely close flask during processing may result in
a. Opening of patients bite
b. Closing of the patients bite
c. Localized porosity
d. All of the above
85. Identify the correct statement regarding the porosity in acrylic dentures
a. Gaseous porosity is seen in thicker portions due to volatilization of the monomer
b. Pressure porosity is seen as
86. Greatest warpage of the acrylic denture base occurs
a. During packing
b. During curing
c. During removal from the cast
d. During polishing
87. The important instruction you would like to give at the time of denture delivery is that
a. The denture may require relining in future
b. It is necessary to examine the tissues and the dentures periodically
c. It takes atleast two weeks for the denture to settle down
d. It may result in excessive salivation
88. A patient complaining of difficulty in swallowing after wearing a new C.D. is due to
a. Decreased vertical dimension
b. Increased vertical dimension
c. Increased free way space
d. Over extension of the post dam area
89. Over closure of denture leads to
a. Anterior displacement of condyles
b. Posterior displacement of condyles
c. Posterior and inferior displacement of condyles
d. Posterior and superior displacement of the condyles
90. Mid line fractures of the dentures are mainly due
a. Teeth set too far buccally
b. No relief in mid palatal line
c. Ridge resorption
d. All of the above
91. Curve of spee is related to
a. Path of inclination from incisor to condyles
b. Curve of manson
c. Curve of Wilson
d. All of the above
92. The mandibular tori are commonly located in region
a. Premolar
b. Molar
c. Canine
d. Incisor
93. The muscle which is tested to verify whether the patient has closed in centric relation or not is
a. Temporalis
b. Masseter
c. Buccinator
d. Medial pterygoid
94. Dento genic concept of arrangement of teeth is proposed by
a. Boucher
b. Levin
c. Shwartz
d. Frush and Fischer
95. Monoplane teeth have cuspal inclines ofdegrees.
a. 10 degrees
b. 20 degrees
c. 30 degrees
d. Zero degrees
96. Atwood has classified residual ridge form inorders
a. Four
b. Five
c. Six
d. Seven
97. A V-shaped palatal vault is usually associated withsoft palate
a. Class I
b. Class II
c. Class III
d. None of the above
98. 'Channel tooth' were designed by
a. Gysi
b. Avery brothers
c. Victor Sears
d. French
99. Difficulty in coordination of tongue is not seen in
a. Stroke
b. Parkinson's disease
c. Tardive dyskinesia
d. Hypertension
- 2000

1. The aim of prosthodontics treatment of edentulous patient is developing harmony among

- a. Occlusion and mastication
- b. Esthetics and mastication
- c. Esthetics, occlusion and personality
- d. Esthetics, occlusion, mastication and personality

2. Which of the following is the average surface area available for support of complete denture in edentulous maxilla and mandible respectively?

- a. 22cm² and 12cm²
- b. 22.5cm² and 12.25cm²
- c. 22.5cm² and 32cm²
- d. 12cm² and 22.5cm²

3. Soreness of oral mucosa may be because of

- a. Over extended dentures
- b. Bruxism
- c. Vitamin B complex deficiency
- d. All of the above

4. Loss of all the natural teeth and reduction of residual ridges cause:

- a. Maxillary prognathism
- b. Mandibular prognathism
- c. No change of facial profile
- d. None of the above

5. In which of the following the centric relation and centric occlusion coincide

- a. Complete Denture
- b. Upper Partial denture opposing lower natural dentition
- c. Single complete denture opposing natural teeth
- d. Both A and C

6. Protein requirement of older individuals as compared to younger individuals is:

- a. Lower
- b. Slightly higher
- c. Very much higher
- d. Equal

7. Which of the following is/are the cause (s) of flabby ridge?

- a. Excessive load on residual ridges
- b. Unstable occlusal relationship
- c. Poor oral and denture hygiene
- d. Both A and B

8. A tumor like growth around the denture borders of an unstable new denture is known as:

- a. Epulis fissuratum
- b. Hyperplastic tissue
- c. Denture stomatitis
- d. Denture hyperplasia

9. Burning mouth syndrome is usually more common in:

- a. Males older than 50 years wearing complete dentures
- b. Females older than 50 years wearing complete denture
- c. Premenopausal females wearing complete denture
- d. Males between 45 years and 60 years wearing complete denture

10. Which of the following acts as dislodging force on denture?

- a. Force of adhesion
- b. Atmospheric pressure
- c. Adhesiveness of food
- d. Interfacial surface tension

For better support of complete denture, the area of occlusal table of artificial teeth should be:

- a. More than that of natural dentition
- b. Equal to that of natural dentition
- c. Less than that of natural dentition
- d. None of the above

In an edentulous patient, a small torus is present in the palate. The treatment of choice is:

- a. Surgical removal of torus
- b. Adequate relief in the complete denture over the torus
- c. Denture is made as such
- d. Patient is rejected for prosthodontics treatment

The most common site of epulis-fissuratum is:

11. Around the borders of ill-fitting dentures

- a. Crest of the ridge
- b. Anterior border of soft palate
- c. Anterior border of maxillary denture is
- d. Anterior border of maxillary denture is

12. The support of denture is provided mainly by:

- a. Mucous membrane
- b. Hard palate
- c. Posterior palatal seal
- d. Rugae area

13. Buccal vestibule distally extends up to

- a. Hamular notch
- b. Maxillary tuberosity
- c. Beyond maxillary tuberosity
- d. All of the above

14. Posterior vibrating line is:

- a. Always on soft palate
- b. Always on hard palate
- c. A well defined line
- d. None of the above

15. The distal end of the maxillary denture should be:

- a. Not extended to vibrating line
- b. 1-2 mm anterior to vibrating line
- c. 1-2 mm posterior to vibrating line
- d. All of the above

16. Which of the following is always a relief area?

- a. Portion of hard palate lateral to mid palatal suture
- b. Rugae area
- c. Residual ridge
- d. Midpalatal sutural area

17. The material of choice for preliminary impression is:

- a. Impression compound
- b. Alginate
- c. Plaster
- d. Zinc-oxide-eugenol paste

18. In which of the following regions of maxillary border molded custom tray the holes are placed prior to making of final impression?

- a. Anterolateral part of hard palate
- b. Median raphe
- c. Posterolateral part of hard palate
- d. All of the following

19. Distally and laterally the buccal shelf is bounded by:

- a. Retromolar pad and crest of alveolar ridge respectively
- b. Retromolar pad and external oblique ridge respectively
- c. External oblique ridge and retromolar pad respectively
- d. External oblique ridge and buccal frenum respectively

20. On which of the following regions, the mylohyoid muscle has no influence?

- a. Sublingual gland region
- b. Premolar region
- c. Molar region
- d. Retromylohyoid fossa

21. The middle part of lingual flange of lower denture curves:

- a. Laterally
- b. Medially
- c. Distally
- d. None

22. In case of extremely resorbed lower ridge, the numbness of lower lip is most probably due to:

- a. Vitamin deficiency
- b. Compression of mental nerves and vessels
- c. Injury of lower lip
- d. All of the above

23. If the final impression are made in tray with no space for impression material, the technique is termed as:

- a. Mucostatic impression technique
- b. Pressure impression technique
- c. Selective pressure technique
- d. Minimum pressure technique

24. Which of the following material (s) is (are) used in one step border molding technique?

- a. Polyether and polysulfides
- b. Polyvinylsiloxanes
- c. Silicones
- d. All of the above

25. Corners of the mouth provide anterior stable landmarks for the height of

- a. Maxillary first premolar
- b. Mandibular first premolar
- c. Maxillary canine
- d. Mandibular canine

26. Which of the following is related to cranium?

- a. Vertical Jaw relation
- b. Horizontal Jaw relation
- c. Eccentric jaw relation
- d. Orientation jaw relation

27. Face-bow is used to record the:

- a. Vertical relation
- b. Opening axis (Hinge axis)
- c. Eccentric relation
- d. Centric relation

28. The development of distal spaces between the upper and lower occlusal surface of the occlusion rims of denture in protrusion is known as:

- a. Bonwill phenomenon
- b. Christensen phenomenon
- c. Boucher phenomenon
- d. Becker phenomenon

29. Decrease in vertical dimension of the occlusion results in:

- a. Increased muscle tone
- b. Decreased muscle tone
- c. A firm appearance instead of flabbiness of face
- d. Decreases wrinkles of face

30. Which statement is correct for jaw relation

- a. Jaw relation are dynamic and change with time
- b. These are skeletal relation or bone to bone relation
- c. All jaw relation are in sagittal plane
- d. Both a and b are correct

31. The preferred vertical dimension in construction of complete denture is:

- a. A little too small
- b. A little too great
- c. Increased inter occlusal guidance
- d. None of the above

32. Which of the following records are used for transferring maxillomandibular relationships from patient to the articulator?

- a. Interocclusal records
- b. Hinge-axis records
- c. Graphic records
- d. All of the above

33. Which of the following teeth should be used in the patient with highly visible gingiva?

- a. Highly tapered teeth
- b. Square teeth
- c. Square teeth with small contact point
- d. Square teeth with long contact point

34. Which of the following types of teeth should be used in denture opposing natural dentition?

- a. Porcelain
- b. Ceramic
- c. Acrylic
- d. Metallic

35. Which of the following types of teeth are used when they oppose the natural teeth whose occlusal surface are restored with gold?

- a. Porcelain teeth
- b. Acrylic teeth
- c. Composite teeth
- d. Both b and c

36. If the occlusal plane is too low anteriorly & too high posteriorly, the maxillary denture will:

- a. Slide anteriorly
- b. Slide posteriorly
- c. Slide laterally
- d. Remain stable

37. The 'neutral zone' concept was given by:

- a. Graber
- b. Angle
- c. Fish
- d. Jhonson

38. The working side interferences will be found on:

- a. Lingual inclines of maxillary lingual cusps
- b. Facial inclines of maxillary lingual cusps
- c. Lingual inclines and lingual cusps
- d. All the lingual cusps

39. The incisal guidance is determined by:

- a. Horizontal overlap of anterior teeth only
- b. Vertical overlap of anterior teeth only
- c. Both horizontal and vertical overlap of anterior teeth
- d. Can not be determined

40. When the posterior palatal seal is made too wide (usual width 4mm) it will result in:

- a. Greater stability of denture
- b. Greater retention of denture
- c. Downward displacement of the denture
- d. Upward displacement of denture

41. Which of the following is affected by the repositioning of orbicularis oris muscle with dentures?

- a. Thickness of labial dentures
- b. The anteroposterior of the anterior teeth
- c. The amount of space between mandibular maxilla
- d. All of the above

42. High 'V' shaped edentulous indicates:

- a. Ovoid dental arch
- b. Tapering dental arch
- c. Square arch
- d. None of the above

43. After centric occlusion has perfected which of the following cusps should not be shortened?

- a. Lingual cusps of maxillary and buccal cusps of mandibular teeth
- b. Lingual cusps of maxillary and lingual cusps of mandibular teeth
- c. Buccal cusps of maxillary and buccal cusps of mandibular teeth
- d. Buccal cusps of maxillary and lingual cusps of mandibular teeth

44. Clicking of teeth in complete denture may occur due to:

- a. Excessive vertical dimension
- b. Poor retention of denture
- c. Unbalanced occlusion
- d. All of the above

45. Inability to eat complete denture may result from:

- a. Excessive vertical dimension
- b. Insufficient vertical dimension
- c. Incorrect centric record
- d. All of the above

46. The excessive pressure on papilla may cause numbness of:

- a. Anterior part of palate
- b. Posterior part of palate
- c. Soft palate
- d. All of the above

47. Which of the following indications for rebasing?

- a. Loss of retention stability
- b. Loss of vertical occlusion
- c. Loss of support tissues
- d. All of the above

48. Viscous tension was described by:

- a. Graber
- b. Stefan
- c. Newton
- d. Fish

49. Most common cause of ill-fitting abutment teeth in case of:

- a. Caries
- b. Periodontal disease
- c. Endodontic condition
- d. Accidents and trauma

50. After how many days of immediate denture can be:

Master Time Table of Entrance Exam-2018-2019

Sr.No	Date	Department
1	01/10/2018 to 05/10/2018	Oral Medicine
2	08/10/2018 to 12/10/2018	Pedodontics
3	15/10/2018 to 18/10/2018	Oral Surgery
4	22/10/2018 to 26/10/2018	Oral Pathology
5	29/10/2018 to 02/11/2018	Prosthodontics
6	12/11/2018 to 16/11/2018	Orthodontics
7	19/11/2018 to 23/11/2018	Periodontics
8	26/11/2018 to 30/11/2018	Endodontics
9	03/12/2018 to 07/12/2018	Community
10	10/12/2018 to 14/12/2018	Oral Medicine
11	17/12/2018 to 21/12/2018	Pedodontics
12	24/12/2018 to 28/12/2018	Oral Surgery
13	31/12/2018 to 04/01/2019	Oral Pathology
14	07/01/2019 to 11/01/2019	Prosthodontics
15	14/01/2019 to 18/01/2019	Orthodontics
16	21/01/2019 to 25/01/2019	Periodontics
17	28/01/2019 to 01/02/2019	Endodontics
18	04/02/2019 to 08/02/2019	Community
19	11/02/2019 to 15/02/2019	Physiology
20	18/02/2019 to 22/02/2019	Biochemistry
21	25/02/2019 to 01/03/2019	General Pathology
22	05/03/2019 to 08/03/2019	Microbiology
23	11/03/2019 to 15/03/2019	Pharmacology
24	18/03/2019 to 22/03/2019	Anatomy
25	25/03/2019 to 29/03/2019	General Medicine / surgery
26	01/04/2019 to 05/04/2019	Final Exam

LEARN TO EARN

This is a **Practice Management Course** offered by MIDSR College Latur.

Why are few people roaring in practice and few feel they have stuck in wrong profession? Though people have same degrees and are in the same city and locality one grows and others only survive or perish? Why not all toppers in college are leading practitioners and most of people who are failures in college are failures in practice in city? Do you have these questions and do you want to get answers for these questions you need to attend this course.

Objectives of the Training:

1. To teach soft skills needed for running practice.
2. To give knowledge about how our clinic ambience, staff presentation will grow practice.
3. To teach how dressing of doctor and staff matters in practice growth.
4. Different marketing strategies for practice growth and many more.

All business have only 20 percent people happy and rest just killing time or are frustrated. This shows that the profession is not a problem it's a normal trend in all profession. So changing profession or cursing luck is not the solution. We have to learn the science behind this successful people. So to learn the science, you need to join the course. The knowledge required to be topper in academics and to run a clinic are totally different. Do you know what you learned in college 5 years in BDS and 3 years in MDS account for 12.5% of income (Domain skills), rest 87.5% income comes from other things (Soft skills) we never learnt. So people who are toppers in college are not always winners in practice because its only 10% part of science learned about earning. Few people who we feel are lucky in both are not lucky but have unknowingly learnt the art from their life experiences or parents or some other way. This skill once learned will be helpful at any time in life and to manage problems in life in different phases other than practice. Like once you learn swimming you can swim in well, beach or sea. So if you are confused as the course will be useful to you or not at this stage as you have not planned still about life you should still do it. Knowledge once gained can be used many times and as and when needed so learning is a continuous process.

LEARN TO EARN

ELIGIBILITY- All Interns and Post Graduate Students, Staff can join the course.

COURSE SCHEDULE – It comprised of four modules of four hours each within stipulated time period of one month. Course starts by November of this year. A variety of learning resources will be utilized in terms of lectures with power point presentation & videos.

COURSE FEES: Rs. 799

COURSE DETAILS:

Module	Topic	Time
Module-1	1. BDS scenario today	1 Hour
	2. Soft skill and domain skill	1 Hour
	3. SWOT analysis	1 Hour
	4. Self image and goal setting	1 Hour
Module -2	1. Presentation skill	1 Hour
	2. Time management	1 Hour
	3. To avoid competition be different	1 Hour
	4. Add value	1 Hour
Module-3	1. Marketing strategies	1 Hour

LEARN TO EARN

	2. Price objections and negotiations	1 Hour
	3. Upgradation of clinic and knowledge	2 Hours
Module- 4	1. Financial management	2 Hours
	2. Develop good habit	1 Hour
	3. Delegation	1 Hour

LEARNING OUTCOMES-

Participants will be

- More confident
- Develop positive attitude towards profession
- More focused approach
- Succeed in life

As well as they will get benefitted with Moral & Career Counseling in relation to these aspects.

Assessment of student will be done on the basis of exercises (debut, performances) allotted to them along with 10 marks objective question.

The course will be conducted by MIDSR Dental College Latur. At the end of 4th module participants will be presented with the certificate; provided that he/she should complete the course.

COURSE CO-ORDINATOR:- Dr Vishnudas Bhandari

(Professor & HOD, Department of Periodontics)

Dr. Gauri Ugale (Reader)

Dr. Mukesh Ardale (Senior Lecturer)

LEARN TO EARN

Date: 15/10/2020

FREE!!!!!!!!!!

FREE!!!!!!!!!!

FREE!!!!!!!!!!

Introductory lecture of 45 minutes related to the course- Practice Management will be conducted and interested people can later enroll for the course. Register for the free lecture within next three days. Care will be taken about timing of lecture so that academics will not be hampered.

Note: To register for lecture please send your Name, Mobile number and Email ID on this number:- 7588389620 (Dr. Mukesh Ardale)



MAEER PUNE'S

**MAHARASHTRA INSTITUTE OF DENTAL
SCIENCES & RESEARCH (DENTAL COLLEGE)**



Address : Vishwanathpuram Ambajogai Road,
Latur. 413531 (Maharashtra)

Tel : (02382) 228063, 227703,
227424
Fax : (02382) 228063

Email : principal@mitmidsr.edu.in
midsr.latur@gmail.com
Website : www.mitmidsr.edu.in

Yoga and wellness

MAEER PUNE'S



MAHARASHTRA INSTITUTE OF DENTAL SCIENCE AND RESEARCH LATUR INDIA



(DENTAL COLLEGE & HOSPITAL)

Vishwanathpuram, Ambajogai Road,
Latur-413531.(M.S.)

Tel : + 95-02382-227424, 227703
Fax : +95-02382-227063, 228939

E-mail : ltr.midsr@sancharnet.com
mitmidsr@yahoo.in
website : www.mitmidsr.ac.in

जा.क. एमआयडीएसआर/वि./818/472/2018

दिनांक 21/06/2018

प्रति,

मा. कुलसचिव/ संचालक,
विद्यार्थी कल्याण विभाग तथा
रासेयो कार्यक्रम समन्वयक
महाराष्ट्र आरोग्य विज्ञान विद्यापीठ,
वणी-दिंडोरी रोड, म्हसरुळ,
नाशिक-422 004.

विषय:- योगा डे अहवाल पाठवणेबाबत

महोदय,

वरील संदर्भीय विषयास अनुसरुन कळविण्यात येते की, महाराष्ट्र इन्स्टिट्यूट ऑफ डेन्टल सायन्सेस
अॅण्ड रिसर्च दंत महाविद्यालय व रुग्णालय, लातूर येथील राष्ट्रीय सेवा योजनेचा योगा डे अहवाल पाठवित
आहोत.

तरी राष्ट्रीय सेवा योजनेचा अहवाल पुढील योग्य त्या कार्यवाहिस्तव पाठविण्यात येत आहे.



आपला विश्वासु,

प्राचार्य,

एम.आय.डी.एस.आर.दंत महाविद्यालय,

लातूर.

सोबत:- अहवाल.

Brief Report of International Day of Yoga Conducted on 21 June 2018

MAHARASHTRA UNIVERSITY OF HEALTH SCIENCES, NASHIK

Name of the College: - MIDSR Dental College, Latur

Region: - Mumbai/ Pune/ Uttar Maharashtra/ Vidarbha/ Marathwada ✓

1. Morning Yoga demo (7:00 am to 8:00 am) was conducted: - Yes/No [9:30 to 11:00 am]

2. Number of participants in the morning demo: - 230

3. Name of Yoga teacher who conducted the morning demo: - Mrs. Ganabhake Warad

4. Name of the Asanas and Pranayama conducted during the morning demo:-

- | | |
|--------------------------|----------------------------|
| a) <u>Dhanurasan</u> | e) <u>Vajrasana</u> |
| b) <u>Kapalbharati</u> | f) <u>Uttana Padmasana</u> |
| c) <u>Bhujangasana</u> | g) <u>Naulasana</u> |
| d) <u>Matsyendrasana</u> | h) <u>Vrikshasana</u> |

5. Name of the best participant in the Morning Yoga Session : -

6. Was the Participant Felicitated :- Yes/No

7. Whether Yoga exhibition was conducted at College :- Yes/No

8. Whether banners/ poster were displayed in campus of awareness of yoga :- Yes/No

9. Whether essay competition was conducted:- Yes/No

10. Number of prize winning participants: - 2

11. Topics of the essay given: - Yoga of the present Era

12. Name of the prize Winners & topics of the essay: Monika Surwade
Shyam Jagdale

13. Any other Activity conducted for awareness of yoga: -

14. Relevant photographs of Morning Demo of action taken report & other photographs of the day :- Yes/No

15. Soft copy of photographs & report sent by email :- Yes/No

College Co-ordinator :-

Name Dr. Safalya S. Kadlane

Signature [Signature]

Designation Lecturer

Email id & Phone 920902030

Safalya.kadlane@gmail.com

Incharge of Institutes :-

Name Dr. Sanesh S. Kamble

Signature [Signature]

Designation Principal

Email id & Phone -----

Principal@mitmidsr.edu.in



**Report
of
Yoga Day
2018**

The Yoga Day was observed in MIDSR Dental College & Hospital on the 21st June 2018. The program was conducted by the joint adventure of the NSS & Cultural Committee of the MIDSR Institute. The session was inaugurated at 9:30am in the presence of the Principal Dr. Suresh Kamble, Yoga instructor Mrs. Gandhali Warad and the other dignitaries. The total no. of participants was approximately 230 including the students, teaching staff and nonteaching staff. In the practical session demonstration of various asan such as dhanurasan, kapalbharati, bhujangasan, matsyendrasan, vajrasan, uttana padasan, naukasan and vrikshasan. The yoga session was followed by the meditation. The valedictory speech and vote of thanks has been given by the Principal of the institute.

Inauguration Ceremony:



Felicitation of the Guest:



Speech by the Guests:



Different Yogasan's:









Essay Competition and Winners:







जा.क. एमआयडीएसआर/वि./818/329/2019

दिनांक 21/06/2019

प्रति,

मा. कुलसचिव/ संचालक,
विद्यार्थी कल्याण विभाग तथा
रासेयो कार्यक्रम समन्वयक
महाराष्ट्र आरोग्य विज्ञान विद्यापीठ,
वणी-दिंडोरी रोड, म्हसळ,
नाशिक-422 004.

विषय:- योगा डे अहवाल पाठवणेबाबत

महोदय,

वरील संदर्भीय विषयास अनुसरून कळविण्यात येते की, महाराष्ट्र इन्स्टिट्यूट ऑफ डेंटल सायन्सेस
अॅण्ड रिसर्च दंत महाविद्यालय व रुग्णालय, लातूर येथील राष्ट्रीय सेवा योजनेचा योगा डे अहवाल पाठवित
आहोत.

तरी राष्ट्रीय सेवा योजनेचा अहवाल पुढील योग्य त्या कार्यवाहिस्तव पाठविण्यात येत आहे.

आपला विश्वासु,

प्राचार्य,

एम.आय.डी.एस.आर.दंत महाविद्यालय,
लातूर.



सोबत:- अहवाल.



Brief Report of International Day of Yoga Conducted on 21 June 2019

MAHARASHTRA UNIVERSITY OF HEALTH SCIENCES, NASHIK

Name of the College: - MIDSR Dental College, Latur

Region: - Mumbai/ Pune/ Uttar Maharashtra/ Vidarbha/ Marathwada

- 1. Morning Yoga demo (7:00 am to 8:00 am) was conducted: - Yes/No [9.30 am to 11.30 am]
2. Number of participants in the morning demo: - 170
3. Name of Yoga teacher who conducted the morning demo: - Mrs. Gandhale Wased
4. Name of the Asanas and Pranayama conducted during the morning demo:
a) Kapalbharati e) Dhanurasan
b) Bhujangasan f) Trikonasana
c) Vajrasana
d) Utham padasana
5. Name of the best participant in the Morning Yoga Session : -
6. Was the Participant Felicitated :- Yes/No
7. Whether Yoga exhibition was conducted at College :- Yes/No
8. Whether banners/ poster were displayed in campus of awareness of yoga :- Yes/No
9. Whether essay competition was conducted:- Yes/No
10. Number of prize winning participants: - 2
11. Topics of the essay given: - Trap of Yoga in life
12. Name of the prize Winners & topics of the essay : - Anuruth Kale Nishigandh Kamble
13. Any other Activity conducted for awareness of yoga: -
14. Relevant photographs of Morning Demo of action taken report & other photographs of the day :- Yes/No
15. Soft copy of photographs & report sent by email :- Yes/No

College Co-ordinator :- Name Dr. Bhagwat Kendre Signature Bhagwat Designation Lecturer Email id & Phone 7219026511 kendrebhagwat@gmail.com

Incharge of Institutes :- Name Dr. Suresh S. Kamble Signature Principal Designation Principal Email id & Phone Principal@mitmsdr.edu.in

**Report
of
Yoga Day
2019**

The Yoga Day was observed in MIDSR Dental College & Hospital on the 21st June 2019. The program was conducted by the joint adventure of the NSS & Cultural Committee of the MIDSR Institute. The session was inaugurated at 9:30am in the presence of the Principal Dr. Suresh Kamble, Yoga instructor Mrs. Gandhali Warad and the other dignitaries. The total no. of participants was approximately 170 including the students, teaching staff and nonteaching staff. In the practical session demonstration of various asan such as kapalbharati, bhujangasan, vajrasan, matsyendrasan, uttana padasan, dhanurasan, naukasan and trikonasana. The yoga session was followed by the meditation. The valedictory speech and vote of thanks has been given by the Principal of the institute.

Inauguration Ceremony:



Felicitation of the Guest:



Different Yogasan's:









Essay Competition and Winners:





National service scheme (NSS)
Monthly Progress report (MPF) for the month of

Name of the college: MIDSR Dental College, Latur

1. Strength of NSS Volunteers: 50

Category	During the Month	Progressive Total
Male	June (2020)	0
Female		20

2. Details Break-up the NSS Volunteers enrolled (Progressive Total)

Category	No. of NSS Volunteers enrolled (Progressive Total)					
Government Funded Units	SC	ST	OBC	Minorities	Other	Total
						20

3. Activities / Performance under NSS:

The International yoga day was celebrated in the MIDSR Dental College, Latur on 21st June 2021. The student and staff performed yoga under the yoga instructor. The function was inaugurated by Dr. Suresh Kamble, the principal, MIDSR Dental College, Latur.

4. Adoption of village /Slum and organizing of special Camps.

Category	Government Funded Units		Name of the Village
	During the Month	Progressive Total	
No. of Village /Slums Adopted	June	20	Op lecture hall

5. Training of NSS Programme officers in ETIs:

Sr. No.	Name of Programme officers	Male Female	Contact Details	Trained/ Untrained	If trained mentioned the date of training period
1	Dr.Bhagwat Kendre	Male	7219026511	Untrained	-

+

Sr. No.	Name of Asstt. Programme officers	Male/ Female	Contact Details	Trained/ Untrained	If trained mentioned the date of training period
1	Dr.Safalya Kadtane	Male	9209092030	Trained	21/3/2016 to 27/3/2016

6. Activities undertaken by NSS Units

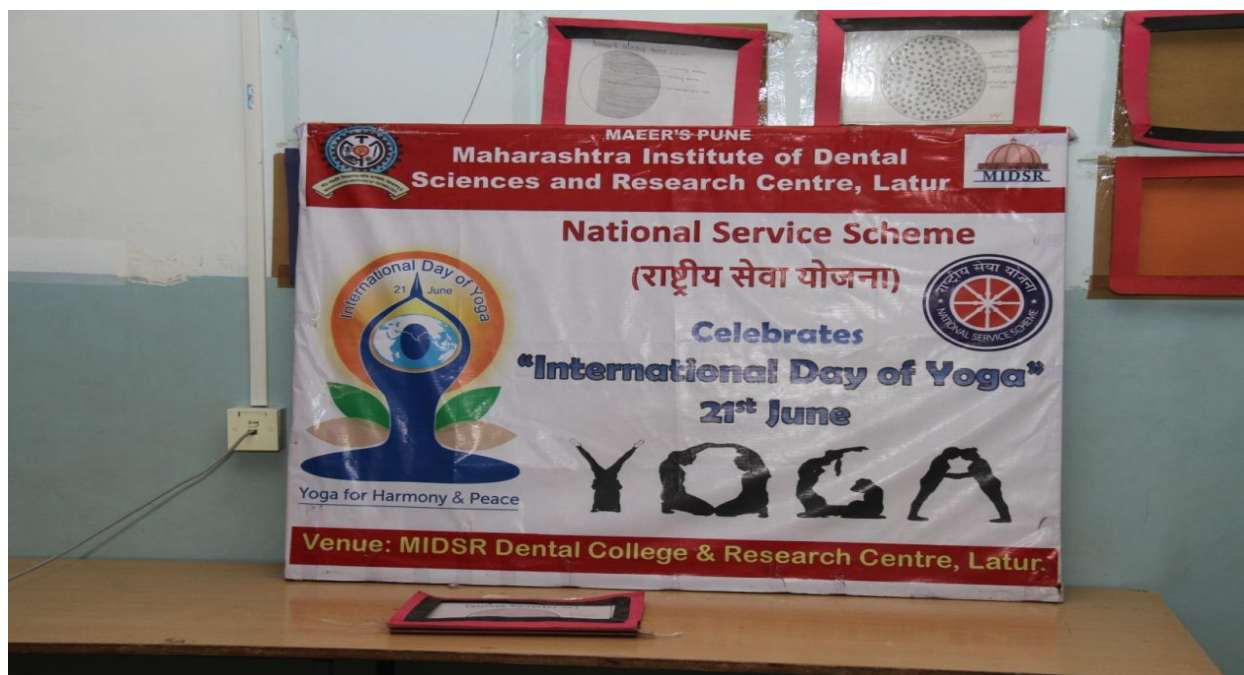
Sr. No	Name of Activity	Units of Measurement	Achievement	
			During the month	progressive total
1	Yoga Day celebration	Camp - 1	June	20

7. Other significant Achievement (if any)

Signature of programme officer

Signature of Dean / Principal

College Seal









National Service Scheme

MIDSR Dental College & Hospital, Latur



Yoga Day Programme

The Yoga Day was observed in MIDSR Dental College & Hospital on the 21st June 2021. The program was conducted by the joint adventure of the NSS & Cultural Committee of the MIDSR Institute. The session was inaugurated at 9:30am in the presence of the Principal Dr. Suresh Kamble, Yoga instructor Dr. Dole Madam and the other dignitaries. The total no. of participants was approximately 65 including the students, teaching staff and nonteaching staff. In the practical session demonstration of various asan such as kapalbharati, bhujangasan, vajrasan, matsyendrasan, uttana padasan, dhanurasan, naukasan and trikonasana. The yoga session was followed by the meditation. The valedictory speech and vote of thanks has been given by the Principal of the institute.





National Service Scheme MIDSR Dental College & Hospital, Latur







National Service Scheme MIDSR Dental College & Hospital, Latur







National Service Scheme MIDSR Dental College & Hospital, Latur







National Service Scheme MIDSR Dental College & Hospital, Latur



Yoga Day Programme

The Yoga Day was observed in MIDSR Dental College & Hospital on the 21st June 2022. The program was conducted by the joint adventure of the NSS & Cultural Committee of the MIDSR Institute. The session was inaugurated at 10:00am in the presence of the Principal Dr. Suresh Kamble, Vice Principal Dr. Suresh Kangane Yoga instructor Dr. Dole Madam and the other dignitaries. The total no. of participants was approximately more than 150 including the students, teaching staff and nonteaching staff. In the practical session demonstration of various asan such as kapalbharati, bhujangasan, vajrasan, matsyendrasan, uttana padasan, dhanurasan, naukasana and trikonasana. The yoga session was followed by the meditation. Importance of yoga day has been demonstrated by performing skits and play. The valedictory speech and vote of thanks has been given by the Principal of the institute.





National Service Scheme MIDSR Dental College & Hospital, Latur







National Service Scheme MIDSR Dental College & Hospital, Latur







National Service Scheme MIDSR Dental College & Hospital, Latur







National Service Scheme MIDSR Dental College & Hospital, Latur







MAEER PUNE'S

**MAHARASHTRA INSTITUTE OF DENTAL
SCIENCES & RESEARCH (DENTAL COLLEGE)**



Address : Vishwanathpuram Ambajogai Road,
Latur. 413531 (Maharashtra)

Tel : (02382) 228063, 227703,
227424
Fax : (02382) 228063

Email : principal@mitmidsr.edu.in
midsr.latur@gmail.com
Website : www.mitmidsr.edu.in

Human value development

Human value Development

Values are beliefs that have an inherent worth in usefulness or importance to the holder,” or “principles, standards, or qualities reflected worthwhile or desirable.” Values institute an important characteristic of self-concept and serve as supervisory principles for person.

Human values are necessity in today’s society and business world. Human values are the features that guide people to take into account the human element when one interacts with other human. They have many positive characters that create bonds of humanity between people and thus have value for all human beings. They are strong positive feelings for the human essence of the other. These human values have the effect of bonding, comforting, reassuring and procuring serenity. Human values are the basis for any practical life within society. They build space for a drive, a movement towards one another, which leads to peace. In simple term, human values are described as universal and are shared by all human beings, whatever their religion, their nationality, their culture, and their personal history. By nature, they persuade consideration for others.

To develop these values in our students we have conducted Lectures regarding same. The details are as follows:

Sr.no	Date	Invitee
1	29.12.2017	Acharya Govind giri maharaj
2	30.12.2017	Acharya Govind giri maharaj







MAEER PUNE'S

**MAHARASHTRA INSTITUTE OF DENTAL
SCIENCES & RESEARCH (DENTAL COLLEGE)**



Address : Vishwanathpuram Ambajogai Road,
Latur. 413531 (Maharashtra)

Tel : (02382) 228063, 227703,
227424
Fax : (02382) 228063

Email : principal@mitmidsr.edu.in
midsr.latur@gmail.com
Website : www.mitmidsr.edu.in

Language and communication skills development



MAEER PUNE'S



**MAHARASHTRA INSTITUTE OF
DENTAL SCIENCES AND RESEARCH,
(DENTAL COLLEGE)
DEPARTMENT OF PEDIATRIC &
PREVENTIVE DENTISTRY**

ONLINE WORKSHOP REPORT

**TITLE – “INTERACTIVE TEACHING & COMMUNICATION
SKILLS”**

DATE:- 17TH SEPTEMBER - 2020



MAEER PUNE'S
**MAHARASHTRA INSTITUTE OF
DENTAL SCIENCES AND RESEARCH, LATUR**
(DENTAL COLLEGE & HOSPITAL)



Vishwanathpuram, Ambajogai Road,
Latur – 413531 (M.S.) INDIA

Tel: 02382- 227703,227424
Fax: 02382-228063

Email: midsr.latur@gmail.com
principal@mitmidsr.edu.in

No. MIDSR/DEU/747/ /2020

Date: - 10.09.2020

CIRCULAR

This is to inform all the HOD's & Staff members that an online Workshop has been organize under MET by Dental Education Unit on the topic of "Interactive Teaching & Communication skills" on 17st September 2020. It is compulsory for all the MDS Faculty members to register & attend the workshop. All the staff is supposed to produce their attendance certificate post completion of the workshop. The BDS Staff may also attend the programee. The programee will be conducted online on Microsoft Teams or ZOOM platform which will be informed in advance.

Contact Person for registration: Dr. Prasanna Dahake (Mob. No. 9096027989)

Principal,
MIDSR Dental College,
Latur.



Chairman,
Dental Education Unit
MIDSR Dental College,
Latur

• Brochure



**MAHARASHTRA INSTITUTE OF DENTAL
SCIENCES & RESEARCH, LATUR**



Dental Education Unit Delighted to present you
An Online Workshop on

“Interactive Teaching & Communication Skills”

17th September 2020

Speakers & Topic

Dr. Gaurav Mishra
Dean, Interdisciplinary Studies,
DMMS(DU)

Topic: Large Group Teaching



Dr. Tripti Shrivastava
Coordinator, DMMS(DU),
Convener APO/ABD Cell, JHRC

Topic: Small Group Teaching



Dr. Shweta Pisulkar
Dean Academic, SPOC,
DMMS(DU)

Topic: Communication Skills



Sr.	Program Schedule	Time
1	Large Group Teaching	10:00 am to 10:45 am
2	Small Group Teaching	11:00 am to 11:45 am
3	Communication Skills	12:00 pm to 12:45 pm

15 minutes will be allotted after each lecture for queries.

Invitees:

Chief Guest:
Dr. V. D. Karad
Hon. Chairman & Founder,
MIT Group of Institutes, Pune

Patron:
Shri. Ramchappa Karad
Hon. Executive Director
MIT Campus, Latur

Dr. Sunil Kulkarni
Vice-Principal,
MDSR Dental College, Latur

Dr. Anand Ambekar
Principal,
MDSR Dental College, Latur

Dr. Anand Ambekar,
Hon. & Engineering Chairman,
MDSR Dental College, Latur

Dr. Yagnesh Kulkarni
Sponsoring Vice-Chairman,
MDSR Dental College, Latur

Dr. Prashant Chakole
Registration Incharge &
Sponsoring Director,
MDSR Dental College, Latur

Dr. Mahesh Chakole,
Convener (DUI)
MDSR Dental College, Latur



MAEER PUNE'S
**MAHARASHTRA INSTITUTE OF
DENTAL SCIENCES AND RESEARCH, LATUR**
(DENTAL COLLEGE & HOSPITAL)



Vishwanathpuram, Ambajogai Road,
Latur – 413531 (M.S.) INDIA

Tel: 02382- 227703,227424
Fax: 02382-228063

Email: midsr.latur@gmail.com
principal@mitmidsr.edu.in

Date: - 30.12.2020.

Program: Interactive Teaching & Communication Skills

- **Report-**

The Dental Education unit successfully conducted the program on the topic of **Interactive Teaching & Communication Skills** on 17th Sept. 2020 using the Microsoft Teams online platform under the chairmanship of Dr. Anand Ambekar, Professor in the Orthodontics Department. The Program was started at 10:00 am sharp with the lecture of Dr. Gaurv Mishra on the topic of ‘Large Group Teaching’, followed by the topic ‘Small Group Teaching’, delivered by Dr. Trupti Shrivastava. The 3rd /final lecture of the session was delivered by Dr. Shweta Pisulkar on the topic of ‘Communication skills’.

The program was coordinated by Dr. Prasanna Dahake the organizing secretary of the program & vote of thanks was given by Dr. Yogesh Kale the organizing vice chairman of the program. The total Number of 40 participants were benefited by the present online program.

❖ **Certificate Format-**

 
**MAHARASHTRA INSTITUTE OF DENTAL
SCIENCES & RESEARCH, LATUR**

CERTIFICATE OF PARTICIPATION
This certificate is awarded to,
Dr......
for participating in an online MET workshop titled
“Interactive Teaching & Communication Skills”
conducted by Dental Education Unit,
MIDSR Dental College, Latur
on 17th September 2020



 Dr. Suresh Kamble Principal, MIDSR Dental College, Latur	 Dr. Anand Ambekar Organizing Chairman, MIDSR Dental College, Latur	 Dr. Yogesh Kale Organizing Vice Chairman, MIDSR Dental College, Latur	 Dr. Tripti Shrivastava Director IQAC, Datta Meghe Institute of Medical Sciences [DMIMS], Wardha
--	--	---	--

❖ Photograph-



❖ List of Participants

Interactive Teaching and Communication Skills

A workshop by the Dental Education Unit, MIDS Dental College and Hospital,

Date: 17th September 2020.

Time: 10 am - 01pm

Registration details of Participants

25.	Dr. Anand Ambekar	8329510023	dranandamb@gmail.com	
26.	Dr. Pravin Marure	9404366634	drpravinmarure08@gmail.com	
27.	Dr. Yash Joshi	9860636690	orthoyashjoshi@gmail.com	
28.	Dr. Chaitanya Khanpure	7588612227	dr.chaitanyakhanpure@gmail.com	
29.	Dr. Shilpa Kendre Bikkad	9420685304	shilpabikkad80@gmail.com	
30.	Sheetal Kamble	8888397740	kamblesheetal1990@gmail.com	
31.	Dr. Yogesh Kale	9890588705	dryogesh77@yahoo.com	
32.	Dr. Mahesh Dadpe	9823733222	drmaheshdadpe@gmail.com	
33.	Dr. Prasanna Dahake	9096027989	prasannadahake@gmail.com	
34.	Dr. Shridevi Tamagond	7507860379	drshridevi123@gmail.com	
35.	Dr. Shrikant Kendre	7378539002	shri2988@gmail.com	
36.	Dr. Vijayalakshmi Male	7020223301	aadyavipra@gmail.com	
37.	Dr. Sumeet Shah	7391999969	sumitshah51@gmail.com	
38.	Dr. Priyanka Lasune	9561754148	dr.priyankalasune@gmail.com	
39.	Dr. Ashwini Biradar Metri	9611947309	drashwinimetri@gmail.com	
40.	Dr. Safalya Kadane	8395094496	safalya.kadane@gmail.com	

Interactive Teaching and Communication Skills

A workshop by the Dental Education Unit, MIDS Dental College and Hospital,

Date: 17th September 2020.

Time: 10 am - 01pm

Registration details of Participants

S. N.	Name of Participant	Phone number	Mail ID	Certificate received sign
1.	Dr. Ajit Jankar	9422306958	ajitjsc@yahoo.com	
2.	Dr. Shashi Patil	9766869411	patishashi@gmail.com	
3.	Dr. Shyam Jadhav	8439365761	jadhav_shyam52@gmail.com	
4.	Dr. Shirish Pawar	9503144571	mrshirish.pawar@gmail.com	
5.	Dr. Sunanda Gaddalay	9866509418	gsclinics32@gmail.com	
6.	Dr. Anita Kale Thenge	9272561833	kaleanita1@gmail.com	
7.	Dr. Ramchandra Kabir	9920297557	drRamchandrakabir@gmail.com	
8.	Dr. Amol Badgire	9960717444	amol.badgire@yahoo.com	
9.	Dr. Praveen Dhore Patil	9975649999	praveendhorepatil@gmail.com	
10.	Dr. Madhuri Agrawal	8007071270	drmadhuriagrwal03@gmail.com	
11.	Dr. Akshay Gelda	9423411233	akshay.gelda@gmail.com	
12.	Dr. Abhishek Badade	9405195577	abhishek_badade@yahoo.com	
13.	Dr. Ajit Shinde	9665119194	ajitshinde8812@gmail.com	
14.	Dr. Varsha Dhas Sangale	9422330366	drvarshadhas@gmail.com	
15.	Dr. Smrta Chaware	9850239831	smritachaware123@gmail.com	
16.	Dr. Vishnudas Bhandari	9823525229	dr.vishnubhandari@rediffmail.com	
17.	Dr. Omkumar Baghele	9321019946	dcom94@yahoo.com	
18.	Dr. Gauri Ugale	9130009068	ugalegauri@yahoo.com	
19.	Dr. Raghavendra Metri	9765798877	drmetriraghu@gmail.com	
20.	Dr. Sukanya Vyavhare	8007207640	sukanyavyavhare@gmail.com	
21.	Dr. Poonam Kedar	7083616869	poonamkedar0811@gmail.com	
22.	Dr. Sheeraz Badal	9049974005	sheeraz77@yahoo.com	
23.	Dr. Amol Doiphode	9975456109	dramolmd@gmail.com	
24.	Dr. Gopal Nagargoje	8857810931	gopal.nagargoje@gmail.com	

प्रा. प्रमुख प्रशासकीय अधिकारी साहेब
एम.आय.डी.एस.आर. वैजकीय महाविद्यालय कॉम्प्लेक्स,
किरकोणपुरा, कळंबोरी रोड, लातूर

विषय :- मराठी व इंग्रजी भाषा विषयाच्या अध्यापनासाठी शिष्टांक मिळणे बाबत.
संदर्भ :- नॉक मुल्यांकनाच्या अनुषंगाने आवश्यक असल्याने

महोदय,

उपरोक्त सदमौख विषयी विनंती करी, आपल्या एम.आय.डी.एस.आर. दंत महाविद्यालयाचे नॉक मुल्यांकन प्रकल्पासाठी निव्वळनास सुरुवात करण्यात आलेली असून नॉक मुल्यांकनासाठी आवश्यक प्रमाण या सोयी सोयीचा महाविद्यालय आपला उपाययोजना करणे सुरु आहे

त्याच निमित्त आपणास विनंती करी, नॉक मुल्यांकनामधील नॉक मुल्यांकन प्रकल्पासाठी विषयासाठी विषयाचे संपूर्ण ज्ञान देण्यासाठी व रुग्णांशी त्यांच्या बोली भाषेत संपूर्ण प्राथमिकता साबित करणे करण्यासाठी मराठी व इंग्रजी भाषा विषयात पारंगत असलेल्या अध्यापकांची आवश्यकता आहे

तरी खालील वेळापत्रकाप्रमाणे मराठी व इंग्रजी भाषा विषयाच्या शिष्टांकाची सोय करून अहवाल करणे ही विनंती

क्र	विषय	वार	वेळ	श्रेणी
१	इंग्रजी	२२ महिन्याचा पहिला व दुसरा गुरुवार	सकाळी १०.०० ते ११.००	
२	मराठी	२३ महिन्याचा तिसरा गुरुवार	सकाळी १०.०० ते ११.००	

प्रतार

एम.आय.डी.एस.आर.

दंत महाविद्यालय व रुग्णालय, लातूर



नॉक इन्वीज

एम.आय.डी.एस.आर.

दंत महाविद्यालय व रुग्णालय, लातूर



MAHARASHTRA INSTITUTE OF DENTAL SCIENCE AND RESEARCH LATUR INDIA



(DENTAL COLLEGE & HOSPITAL)

Vishwanathpuram, Ambajogai Road,
Latur-413531.(M.S.)

Tel : + 95-02382-227424,227703
Fax : +95-02382-227063,228939

E-mail : lt.midsr@sancharnet.com
mitmidsr@yahoo.in
website : www.mitmidsr.ac.in

NO. MIDSR/EST/SS-A/17.

Date:- 19/01/2017

APPOINTMENT ORDER


To,

Mr. Laxmikant Kharatmol,
Latur.

**Sub: Appointment as a English Teacher in MAEER's PUNE MAHARASHTRA
INSTITUTE OF DENTAL SCIENCES & RESEARCH, LATUR.**


With reference to his/her application, for the above post **Mr. Laxmikant Kharatmol**, is appointed to the post of **English Teacher** in MAEER's PUNE MAHARASHTRA INSTITUTE OF DENTAL SCIENCES & RESEARCH (Dental College), Latur. on following terms and conditions.

1. His Appointment is on probation for a period of One year from the date of issuing this order.
2. He will not be allowed to leave service during one year probation period. However, as a special/genuine case the service can come to breaking or cancellation by either side i.e. **Mr. Laxmikant Kharatmol** or management by issuing one months notice.
3. His appointment is purely on temporary basis. He will be governed by the service rules of MAEER Pune
4. His services are transferable.
5. He shall produce the following documents in original and one certified copy of each documents:
 - a. Educational and work/employment certificates.
 - b. Documents of any proof of Date of Birth.


Principal,

MIDSR Dental College, Latur




29/01/17



MAHARASHTRA INSTITUTE OF DENTAL SCIENCE AND RESEARCH LATUR INDIA



(DENTAL COLLEGE & HOSPITAL)

Vishwanathpuram, Ambajogai Road,
Latur-413531.(M.S.)

Tel : + 95-02382-227424,227703
Fax : +95-02382-227063,228939

E-mail : ltr.midsr@sancharnet.com
mitmidsr@yahoo.in
website : www.mitmidsr.ac.in

NO. MIDSR/EST/ 60-A /17.

Date:- 19/01/2017

APPOINTMENT ORDER

To,

Mr. Balasaheb Sable,
At. Post. Murud,
Tq. & Dist. Latur.


Sub: Appointment as a Marathi Teacher in MAEER's PUNE MAHARASHTRA INSTITUTE OF DENTAL SCIENCES & RESEARCH, LATUR.

With reference to his/her application, for the above post **Mr. Balasaheb Sable**, is appointed to the post of **Marathi Teacher** in MAEER's PUNE MAHARASHTRA INSTITUTE OF DENTAL SCIENCES & RESEARCH (Dental College), Latur. on following terms and conditions.

1. His Appointment is on probation for a period of One year from the date of issuing this order.
2. He will not be allowed to leave service during one year probation period. However, as a special/genuine case the service can come to breaking or cancellation by either side i.e. **Mr. Balasaheb Sable** or management by issuing one months notice.
3. His appointment is purely on temporary basis. He will be governed by the service rules of MAEER Pune
4. His services are transferable.
5. He shall produce the following documents in original and one certified copy of each documents:
 - a. Educational and work/employment certificates.
 - b. Documents of any proof of Date of Birth.

Received
Sable
19/01/17




Principal,
MIDSR Dental College, Latur.



MAEER PUNE'S

**MAHARASHTRA INSTITUTE OF DENTAL
SCIENCES & RESEARCH (DENTAL COLLEGE)**



Address : Vishwanathpuram Ambajogai Road,
Latur. 413531 (Maharashtra)

Tel : (02382) 228063, 227703,
227424
Fax : (02382) 228063

Email : principal@mitmidsr.edu.in
midsr.latur@gmail.com
Website : www.mitmidsr.edu.in

Analytical skill development

Date- 23/03/2021

To,

The Principal,
MIDSR Dental College,
Latur

Subject: Report for IPR and patent process programme.

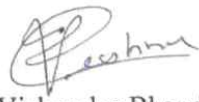
Sir,

We, the Department of Pediatric & Preventive Dentistry and IIC Committee, MIDSR Dental College, have conducted a programme on intellectual property right and patent process on 28th Jan 2021.

Herewith submitting the detailed programme report of the same.

Thanking You for your inspiration and guidance.


Dr. Yogesh Kale
Professor & HOD
Dept. of Pediatric & Preventive Dentistry
MIDSR Dental College, Latur.


Dr. Vishnudas Bhandari
Chairman, IIC
MIDSR Dental College,
Latur



No. MIDSRS/STU/827/ 2021

Date: 25/01/2021.

CIRCULAR

The IPR committee of MIDSRS Dental College and Department of Pediatric Dentistry are organizing one hour Webinar on "Intellectual property Rights and Patent Process" on 28th January 2021, 3-4pm by Mrs. Pooja Maulikar, Examiner of Patents and Designs, RGNIIIPM, Nagpur. It is compulsory for all Teaching staff and PG students to attend the session. So kindly manage your patient appointments and other academic work accordingly. The clerks of respective departments are supposed to submit list of staff and PG students with their email id and phone number in excel sheet format on iprmidsr@gmail.com till 27th of January 2021.




Principal
MIDSRS Dental College, Latur.



MAEER PUNE'S

**MAHARASHTRA INSTITUTE OF DENTAL
SCIENCE AND RESEARCH LATUR INDIA**
(DENTAL COLLEGE & HOSPITAL)



Vishwanathpuram, Ambajogai Road,
Latur-413531.(M.S.)

Tel : + 95-02382-227424,227703
Fax : +95-02382-227063,228939

E-mail : itr.midsr@sancharnet.com
mitmidsr@yahoo.in
website : www.mitmidsr.ac.in

MIDSR/Gem.Adm./738/150/2021

Date : 23/01/2021

To,
Mrs. Pooja Maulikar Madam,
Examiner of Patents and Design, RGNIPM, Nagpur, Maharashtra, India.
Phone Number: 0712- 2540920 / Mobile - 7720000484
Email ID: poojavm.ipc@gov.in

From,
Dr. Suresh Kamble,
Principal,
MIDSR Dental College and Hospital, Latur, Maharashtra, India.

Subject: Invitation to as a speaker to conduct a webinar on Intellectual Property Rights (IPR) & Patent process.

Respected Mam,

As per the directives received from RGNIPM office Nagpur, in form of request to our mail dated 22 Jan 2021, to conduct a webinar on Intellectual Property Rights (IPR) & Patent process, I the above mentioned, want to cordially invite you to for the same on 28th Jan 2021; at 3-4 pm through online portal.

Madam, we will be creating a weblink for the program through Microsoft Teams app, the link for which will be provided to you through our official channel.

We are providing the contact details of our staff herewith who will be in constant contact with you in relation to the program proceedings.

Dr. Raghavendra Metri,
Convener, IPR committee,
MIDSR Dental College and Hospital, Latur.
+91 9765798877
drmetrisghu@gmail.com

Dr. Prasanna Dahake,
Member, IPR committee,
MIDSR Dental College and Hospital, Latur.
+91 9096027989
prasannadahake@gmail.com

Thanking You,

Yours truly,


Dr. Suresh Kamble
Principal
M.I.D.S.R. Dental College
LATUR





**MAEER'S
MAHARASHTRA INSTITUTE OF DENTAL
SCIENCES AND RESEARCH, LATUR**



*Institutional Innovation Council (IIC)
and Department of Pediatric Dentistry*

**Organizes Webinar On
association with RGNIPM,
Nagpur**

**“Intellectual Property Rights (IPR)
and Patent Process”**

Speaker:

Mrs Pooja Maulikar

(Examiner of Patents and Designs RGNIPM, Nagpur)

Date & Time:

28th January-2021, 3-4pm

**Dr Suresh Kamble
Principal**

**Dr Suresh Kangane
Vice-Principal**

**Dr Vishnudas Bhandari
Chairman IPR
Committee**

**Dr Yogesh Kale
HOD
Department of Pediatric
Dentistry**

CURRICULUM VITAE

POOJA VISHAL MAULIKAR

Examiner of Patents and Designs and
Drawing and Disbursing Officer and
Central Public Information Officers
Rajiv Gandhi National Institute of Intellectual Property Management,
Civil Lines, Nagpur

Academic Records

Course Name	Institution	Board	Year of Passing
B.Tech, Industrial Biotechnology	Alagappa College of Technology, Anna University, Chennai-25	Anna University	2012
M.E. Biochemical Engg and Biotechnology	KIT's College of Engineering, Kolhapur	Shivaji University	2014

Experience

- 1) Faculty for various intellectual property training at RGNIIPM.
- 2) Attended various judicial, national and international training programmes regarding IPR practices.
- 3) Faculty at Dept. of Biotechnology., MANIT, Bhopal and Dept. of Food Tech, DOT, Shivaji University, Kolhapur



MAEER PUNE'S
**MAHARASHTRA INSTITUTE OF
DENTAL SCIENCES AND RESEARCH, LATUR**
(DENTAL COLLEGE & HOSPITAL)



Vishwanathpuram, Ambajogai Road,
Latur – 413531 (M.S.) INDIA

Tel: 02382- 227703,227424
Fax: 02382-228063

Email: midsr.latur@gmail.com
principal@mitmidsr.edu.in

Intellectual Property Rights (IPR) & Patent process

A workshop by the IIC & Department of Pediatric dentistry, MIDSR Dental College and
Hospital, Latur in association with RGNIPM, Nagpur

Date: 28th January 2021.

Registration Form

Name of Participant (In capitals): _____

Designation (Staff/Student): _____

Department: _____

Address for Correspondence: _____

State Dental Council Reg No.: _____

Mobile No.: _____

Email ID: _____

Intellectual Property rights and Patent Process

A workshop by the IIC and Department of Paediatric dentistry, MIDSR Dental College and
Hospital, Latur

Date: 28th January 2021.

Instructions to join the meet:

Dear colleagues,

Greetings of the day..... !

Here are Few Instructions to follow, while joining the meet.

Please log-in for the meet, 10 mins before the planned schedule to avoid congestion and delay for joining.

We have provided you the E mail invitation link as well as the Microsoft TEAMS app link to join that you must have received well in advance.

You can login by clicking to either of the provided link which will take you to the TEAMS app directly to join the meet.

After joining the Meet, Please PUT OFF your audio and video. This will aid all of us to have better visualization of video and audio quality from the speakers.

Please sit in the area where you will get good internet connectivity, along with your phone or laptop chargers.

Please avoid the areas of chaos and prefer to sit in silent zone to avoid background voice turbulences.

We hope this meet will bring us great deal of knowledge.

Thank you.

Regards,

Team,

Institutional innovation council.

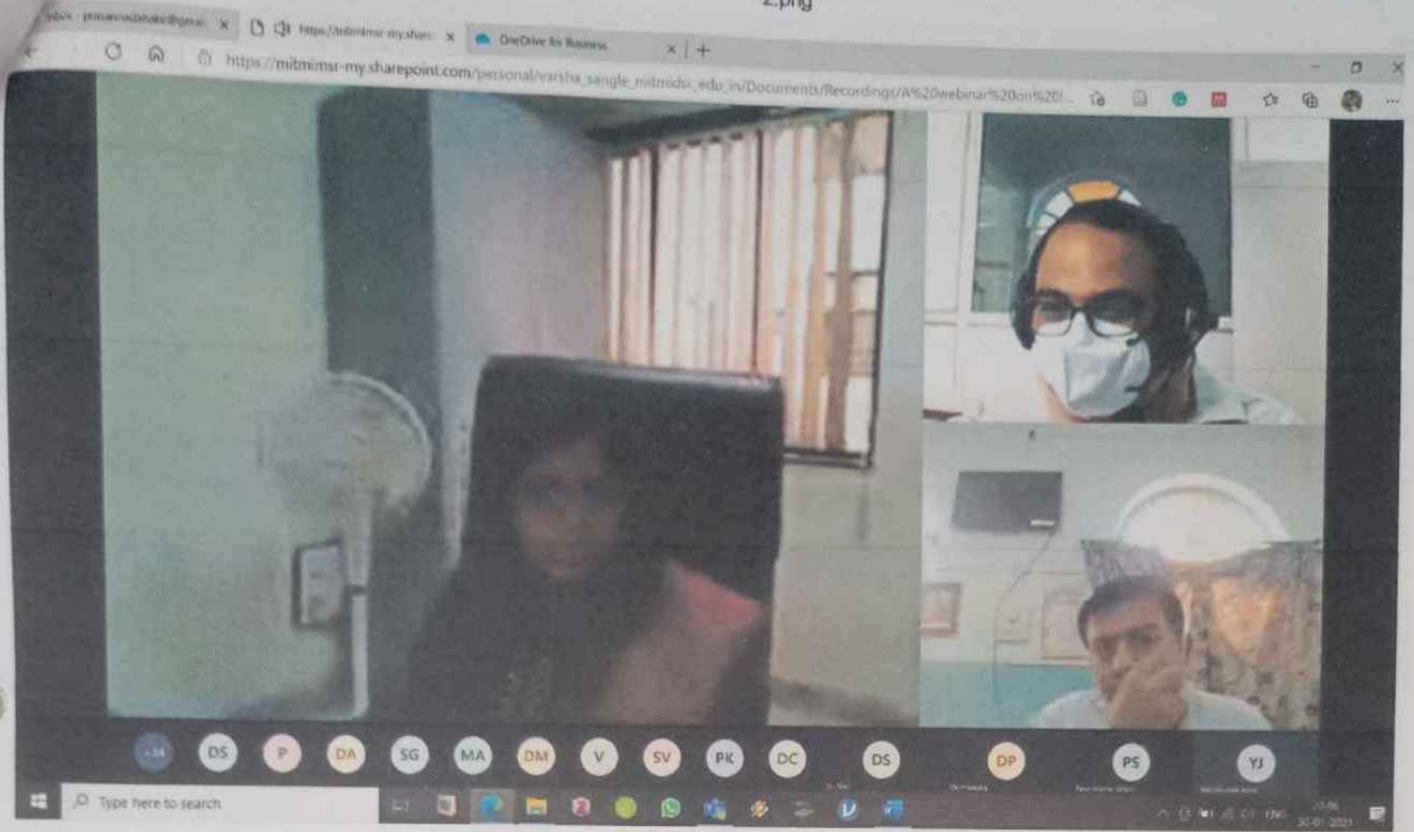
MIDSR Dental College and Hospital, Latur, Maharashtra.

Attendance List

Full Name	User Action	Timestamp	Phone number	Email- id
Prasanna Dahake	Joined	9/14/2020, 2:59:54 PM	9096027989	prasannadahake@gmail.com
Yogesh Kale	Joined before	9/14/2020, 2:59:54 PM	9890588705	dryogesh77@yahoo.com
Dr sagar	Joined before	9/14/2020, 2:59:54 PM	8983879000	sagarmisal096@gmail.com
Poonam Gawali	Joined before	9/14/2020, 2:59:54 PM	9158841122	dr.poonamgawali@gmail.com
Dr.Ruchika	Joined before	9/14/2020, 2:59:54 PM	7795365636	ruchika.raj89@gmail.com
Swapnil Yadav	Joined before	9/14/2020, 2:59:54 PM	8329847943	swapniljadhav0711@gmail.com
Dr Priyanka	Joined before	9/14/2020, 2:59:54 PM	8275949411	priyankamundhe121@gmail.com
Dr Shridevi Tamagond Hugar	Joined before	9/14/2020, 2:59:54 PM	7507860379	drshridevi09@yahoo.com
dr.poonam kande	Joined before	9/14/2020, 2:59:54 PM	9921618170	poonamkande292@gmail.com
shruti	Joined before	9/14/2020, 2:59:54 PM	9420108003	chandakshruti7@gmail.com
Shital Wagh	Joined before	9/14/2020, 2:59:54 PM	9403691116	shital123wagh@gmail.com
Varsha Sangle	Joined before	9/14/2020, 2:59:54 PM	9422330366	dr.varshadhas@gmail.com
Dr sphurti	Joined before	9/14/2020, 2:59:54 PM	9960687255	abhijeetsphurti@gmail.com
Pooja Maulikar (Guest)	Joined before	9/14/2020, 2:59:54 PM		
Mukesh Ardale	Joined before	9/14/2020, 2:59:54 PM	7588389620	mukesharadle@gmail.com
Sujata Dongre	Joined	9/14/2020, 3:01:24 PM	9403882059	sujaadongre11@gmail.com
Dr.Priyanka Lasune	Joined before	9/14/2020, 2:59:54 PM	9561754148	dr.priyankalasune@gmail.com
Smita Chaware	Joined before	9/14/2020, 2:59:54 PM	9850239831	smitachaware123@gmail.com
vijayalaxmi	Joined before	9/14/2020, 2:59:54 PM	9404882093	aadyavipra@gmail.com
Shilpa Kendre	Joined before	9/14/2020, 2:59:54 PM	9420685304	shipabikkad@yahoo.in
Dr Shreeram Gidhwani	Joined before	9/14/2020, 2:59:54 PM	8055152561	gidhwanishreeram@gmail.com
Dr Raghavendra Metri	Joined before	9/14/2020, 2:59:54 PM	9765798877	drmetriraghu@gmail.com
Dr. Pravin Andhare	Joined before	9/14/2020, 2:59:54 PM	7666261893	andharepravin@gmail.com
mayur dugad	Joined before	9/14/2020, 2:59:54 PM	9511722944	mayurdugad1@gmail.com
Yatishkumar Joshi	Joined	9/14/2020, 3:09:07 PM	9860636690	orthoyatishjoshi@gmail.com
Pooja Shelke	Joined before	9/14/2020, 2:59:54 PM	7738691240	poojabshelke1@gmail.com
Poonam Kedar	Joined before	9/14/2020, 2:59:54 PM	7083616869	poonamkedar0811@gmail.com
Mahesh Dadpe	Joined before	9/14/2020, 2:59:54 PM	9823733222	drmaheshdadpe@gmail.com
Omkumar Baghele	Joined before	9/14/2020, 2:59:54 PM	9321019946	shecraz77@yahoo.com
Ashwini Biradar	Joined before	9/14/2020, 2:59:54 PM	7892358835	drashwinimetri@gmail.com

Sheeraz Badal	Joined	9/14/2020, 3:00:34 PM	9049974005	sheeraz77@yahoo.com
Amol Doiphode	Joined	9/14/2020, 3:00:51 PM	9975456109	dramolmd@gmail.com
Dr. Shri	Joined	9/14/2020, 3:00:52 PM	9421990767	sangalesham@gmail.com
Sukanya Vyavhare	Joined	9/14/2020, 3:01:53 PM	8007207640	sukanyavyavhare@gmail.com
Dr khushbu	Joined	9/14/2020, 3:02:02 PM	9834495707	khushbubezalwar1726@gmail.com
Shrikant Kendre	Joined	9/14/2020, 3:02:19 PM	7378539002	shri2988@gmail.com
Ajitkumar Shinde	Joined	9/14/2020, 3:03:10 PM	9108088508	ajitshinde8812@gmail.com
Suresh Kangane	Joined	9/14/2020, 3:03:26 PM	9823267063	drsureshkangane@rediffmail.com
Sumeet Shah	Joined	9/14/2020, 3:03:29 PM	7391999969	sumitshah51@gmail.com
Pankaj Ramejwar	Joined	9/14/2020, 3:03:43 PM	9975064052	pankajramejwar@gmail.com
Shashi Patil	Joined	9/14/2020, 3:04:18 PM	9766869411	patishashi@gmail.com
Somnath Gitte	Joined	9/14/2020, 3:06:54 PM	9421582669	drsomnathgitte@gmail.com
Sunanda Gaddalay	Joined	9/14/2020, 3:07:31 PM	9866509418	glsclinics32@gmail.com
nikita	Joined	9/14/2020, 3:07:32 PM	9284594418	drnikitachordiva13@gmail.com
Akshay Gelda	Joined	9/14/2020, 3:08:04 PM	9423411233	akshaygelda@gmail.com
Dr.Mahesh Choure	Joined	9/14/2020, 3:08:42 PM	9623453244	mahesh44km@gmail.com
Dr anusha	Joined	9/14/2020, 3:09:02 PM	8788903301	mathanusha18@gmail.com
Gopal Nagargoje	Joined	9/14/2020, 3:09:35 PM	8857810931	gopal.nagargoje@gmail.com
Suresh Kamble	Joined	9/14/2020, 3:09:44 PM	9869432985	sskamble2014@gmail.com
Dr. Vaibhav A	Joined	9/14/2020, 3:10:03 PM	9969497835	vaibhav16.xperia@gmail.com
Dr. Tushar R. Kale	Joined	9/14/2020, 3:10:11 PM	8149536624	tusharrkale003@gmail.com
Pavankumar Singh	Joined	9/14/2020, 3:14:12 PM	8779197401	pavansingh6sept@gmail.com
Anita Kale	Joined	9/14/2020, 3:15:16 PM	9272561833	kaleanita1@gmail.com
Tejashree Mantri	Joined	9/14/2020, 3:15:55 PM	8169932296	mantritejashree@gmail.com
Anuja Maniyar	Joined	9/14/2020, 3:15:56 PM	9405255533	dranujamds@gmail.com
Rahul Lature	Joined	9/14/2020, 3:15:58 PM	9850500765	drlaturiya@rediffmail.com
Madhuri Agrawal	Joined	9/14/2020, 3:15:59 PM	8007071270	drmadhuriagrawal103@gmail.com
Amol Badgire	Joined	9/14/2020, 3:16:00 PM	9960717444	amol.badgire@yahoo.com
Ramchandra Kabir	Joined	9/14/2020, 3:16:01 PM	9920297557	drRamchandrakabir@gmail.com
Bhushan Bangar	Joined	9/14/2020, 3:16:04 PM	9322649746	drbangar@yahoo.com
Gauri Ugale	Joined	9/14/2020, 3:16:08 PM	9637974180	ugalegauri@yahoo.com
Dr.Ajay Madhukar Sorate.	Joined	9/14/2020, 3:17:37 PM	7666771657	ajavsorate95@gmail.com
priyanka	Joined	9/14/2020, 3:19:00 PM		

Madhura	Joined	9/14/2020, 3:20:22 PM	9619206574	madhuravairagi@gmail.com
Nayan Chavan	Joined	9/14/2020, 3:21:19 PM	8879064062	chavannayan426@gmail.com
Dr. Pratish Kawade	Joined	9/14/2020, 3:22:28 PM	8087820198	pkawade7@gmail.com
Dr Priyanka	Joined	9/14/2020, 3:23:16 PM	9384760929	priyankapjadhav1995@gmail.com
Dr Rohini	Joined	9/14/2020, 3:24:28 PM	9325000850	drrohinimale1912@gmail.com
kanishka magdum	Joined	9/14/2020, 3:26:32 PM	8208383072	kanishkamagdum77@gmail.com
Dr Revtee Birajdar	Joined	9/14/2020, 3:27:21 PM	9545839444	revtee1800@gmail.com
Ruchi Rathi	Joined	9/14/2020, 3:30:43 PM	9601340455	ruchirathi105@gmail.com



<https://mail.google.com/mail/u/2/#inbox/FMfcgxwLsJwTDqDTdHFCBxqsmFmwJdPB?projector=1&messagePartId=0.5>





Certificate of Acknowledgement

This certificate is presented as a token of acknowledgement to,


Mrs Pooja Maulikar-

Examiner of Patents and Designs RGNIIPM, Nagpur

in the honour of being the speaker, and for your dedication as well as valuable service shown towards the IPR workshop on **“Intellectual Property Rights (IPR) and Patent Process”** conducted by the IIC and department of pediatric dentistry, MIDSR Dental College and Hospital, held on 28th January 2021.

We thank you for being part of this venture, to make this event successful.


Dr. Suresh Kamble,
Principal,
M.I.D.S.R. Dental College,
LATUR


Dr. Vishnudas Bhandari,
IIC, Chairman,
MIDSR Dental College, Latur.



MAEER PUNE'S
**MAHARASHTRA INSTITUTE OF
DENTAL SCIENCES AND RESEARCH, LATUR**
(DENTAL COLLEGE & HOSPITAL)



Vishwanathpuram, Ambajogai Road,
Latur – 413531 (M.S.) INDIA

Tel: 02382- 227703,227424
Fax: 02382-228063

Email: midsr.latur@gmail.com
principal@mitmidsr.edu.in

Program report

Name of Program -Intellectual Property Rights (IPR) & Patent process,

Mode – online workshop, **Date:** 28th January 2021.

Conducted by – IIC and department of pediatric dentistry ,MIDSR Dental College and Hospital, Latur

Registration Forms received: 72.

Organizing committee:

1. Dr. Suresh Kamble,

Principal, MIDSR Dental College and Hospital, Latur.

2. Dr. Suresh Kangane,

Vice-Principal, MIDSR Dental College and Hospital, Latur.

3. Dr. Vishnudas Bhandari,

IIC chairman,

MIDSR Dental College and Hospital, Latur.

4. Dr. Yogesh Kale,

HOD Department of Pediatric dentistry,

MIDSR Dental College and Hospital, Latur

5. Dr Raghavendra Metri

Convener IIC,

MIDSR Dental College and Hospital, Latur



MAEER PUNE'S
**MAHARASHTRA INSTITUTE OF
DENTAL SCIENCES AND RESEARCH, LATUR**
(DENTAL COLLEGE & HOSPITAL)



Vishwanathpuram, Ambajogai Road,
Latur – 413531 (M.S.) INDIA

Tel: 02382- 227703,227424
Fax: 02382-228063

Email: midsr.latur@gmail.com
principal@mitmidsr.edu.in

6. Dr. Prasanna Dahake,

Member- IIC,

MIDSR Dental College and Hospital, Latur

7. Dr. Shridevi Hugar,

Member- IIC,

MIDSR Dental College and Hospital, Latur

8. Dr Ruchika

Member- IIC,

MIDSR Dental College and Hospital, Latur

Speaker:

Mrs Pooja Maulikar,

Examiner of Patents and Design RGNIIPM, Nagpur

Topic name: Intellectual Property Rights (IPR) & Patent process.

Chair persons: Dr. Suresh Kamble, Dr. S. Kangane,


Introduction to the program: Dr. Vishnudas Bhandari.

Vote of Thanks: Dr. Yogesh Kale.



MAEER'S PUNE

**Maharashtra Institute of Dental
Sciences and Research Centre, Latur**



Certificate of Appreciation

This certificate is awarded to,

Dr.....

For Organizing an Online Webinar on **“Intellectual Property Rights (IPR) and Patent Process”** Conducted by IIC and Department of Pediatric Dentistry MIDSR Dental College, Latur, in association with RGNIPM, Nagpur on 28th January 2021

Dr. Suresh Kamble
Principal,
MIDSR Dental College, Latur

Dr. Vishnudas Bhandari
Chairman, IIC Committee
MIDSR Dental College, Latur

Dr. Yogesh Kale
Professor & HOD, Pedodontics
MIDSR Dental College, Latur



MAEER'S PUNE
**Maharashtra Institute of Dental
Sciences and Research Centre, Latur**



Certificate of Participation

This certificate is awarded to,

Dr.....

For participating in an Online Webinar on **“Intellectual Property Rights (IPR) and Patent Process”** Conducted by IIC and Department of Pediatric Dentistry MIDSR Dental College, Latur, in association with RGNIIPM, Nagpur on 28th January 2021

Dr. Suresh Kamble
Principal,
MIDSR Dental College, Latur

Dr. Vishnudas Bhandari
Chairman, IIC Committee
MIDSR Dental College, Latur

Dr. Yogesh Kale
Professor & HOD, Pedodontics
MIDSR Dental College, Latur



MAEER'S PUNE

**Maharashtra Institute of Dental
Sciences and Research Centre, Latur**



Certificate of Appreciation

This certificate is awarded to,

Mrs Pooja Maulikar

Examiner of Patents and Designs RGNIIPM, Nagpur For
delivering guest lecture on **“Intellectual Property Rights (IPR)
and Patent Process”** Conducted by IIC and Department of
Pediatric Dentistry MIDSR Dental College, Latur on 28th
January 2021

Dr. Suresh Kamble
Principal,
MIDSR Dental College, Latur

Dr. Vishnudas Bhandari
Chairman, IIC Committee
MIDSR Dental College, Latur

Dr. Yogesh Kale
Professor & HOD, Pedodontics
MIDSR Dental College, Latur



भारत सरकार
Government of India
वाणिज्य एवं उद्योग मंत्रालय
Ministry of Commerce and Industry
उद्योग संवर्धन और आंतरिक व्यापार विभाग
Department for Promotion of Industry and Internal Trade
महानियंत्रक एकस्व, अभिकल्प एवं व्यापार चिह्न का कार्यालय
Office of the Controller General of Patents, Designs & Trademarks

Rajiv Gandhi National Institute of Intellectual Property Management, Civil Lines, Nagpur. 440 001 (INDIA)

CERTIFICATE

This certificate is awarded to “Maharashtra Institute of Dental Science and Research, Latur” for successfully conducted online Webinar on IPR on 28 January 2021, which was attended by faculty members and students.

We wish the organization all the best & request to spread the IPR awareness amongst the faculty & students.

BHARAT N.S.
AC & Training Co-ordinator, RGNIIIPM

PANKAJ BORKAR
DC & Head, RGNIIIPM

28 January, 2021
RGNIIIPM/Trg.2020/5295

Sr. No.	Name of the Student	Year of study	Dessertation Topic	University Approval		Progress of the Dissertation
				Yes	No	
1	Dr Suraj Sonawane	2018-21	Comparative evaluation of stress distribution on peri-implant bone of edentulous mandible having different framework materials in All-on-Four implant supported prosthesis	Yes	-	Completed
2	Dr. VidyaVaybse	2018-2021	A Photometric Evaluation Of Incisive Papilla To Central Incisor And Canine With Respect To Maxillary Arch Form As Guide For Anterior Teeth Arrangement	YES	-	Completed
3	Dr.DeepaliPatane	2018-21	Comparative Evaluation Of Sagittal Condylar Guidance Determined By Protrusive Interocclusal Record With Lateral Cephalogram And Panoramic Radiographs In Dentate Patients: A Clinico-Radiographic Study	Yes	-	Completed

4	Dr. Yogita Mundada	2019-22	Comparative evaluation of flexural strength of heat polymerized acrylic resin repaired with different reinforcing materials	Yes	-	In Progress
5	Dr.Madhavi Galale	2019-22	Comparative Evaluation Of Marginal Accuracy Of Different Provisional Restorative Materials Fabricated By Direct Technique: An In Vitro Study.	Yes		In Progress
6	Dr.Pratiksha Somwanshi	2019-22	Evaluation Of Shear Bond Strength Of Acrylic Denture Teeth To Heat PolymeizedDentue Base Resin After Different Surface Treatments On The Bonding Sufaces Of Acrylic Denture Teeth –An In Vitro Study.	Yes		In Progress
7	Pratish Prabhakar Kawade	2020-2023	Evaluation Of The Effect Of Recasting Nickel-Chromium Base Metal Alloy On The Metal-Cramic Bond Strength: An In Vitro Study	Yes		In Progress

8	Pooja Langote	2020-23	Comparative Evaluation Of Stress Distribution Inperi-Implant Bone Of Edentulous Mandible In All-On-Four Concept Having Different Implant Inclinations With Carbon Fiber Reinforced Prosthesis – A Three Dimensional Finite Element Analysis	Yes		In Progress
9	Dr. PranotiChinchansure	2020-23	Comparative Evaluation Of Three Different Provisional Restorative Materials For Surface Roughness Polishing Agents An In Vitro Study	Yes		In Progress

Sr. No.	Name of the Student	Year of the short study	Short Study	Ethical committee Approval		Progress of the Short Study
				Yes	No	
1	Dr Suraj Sonawane	2018-21	Comparative evaluation of stress distribution in edentulous mandible on prosthetic screw having different framework materials in All-on-Four implant supported prosthesis- A Three Dimensional Finite Element Analysis	Yes	-	Completed (JULY 2020-JAN 2021)
			Comparative evaluation of stress distribution in edentulous mandible on posterior abutment having different framework materials in All-on-Four implant supported prosthesis- A Three Dimensional Finite Element Analysis			Completed (JULY 2020-JAN 2021)

3	Dr.Deepali Patane	2018-21	Post graduate students perception on preclinical curriculum: A Web Based Survey	Yes	-	In Progress
4	Dr. Yogita Mundada	2019-22	Assessment of Age, Gender and skin colour in the preference of Tooth Shade Selection	Yes	-	In Progress
5	Dr.Madhavi Galale	2019-22	Evaluation Of Correlation Between Arch Form and Tooth Form: A Computer Generated Study	Yes		In Progress
6	Dr.Pratiksha Somwanshi	2019-22	Evaluation Of Distance Between Anterior Attachment Of Lingual Frenum And Incisal Edges Of Mandibular Incisors As An Aid In Establishing The Anterior Mandibular Occlusal Plane: An In Vivo study	Yes		In Progress
7	Pratish Prabhakar Kawade	2020-2023	Comparison of occlusal plane and other reference points in dentate patient and its application in complete denture fabrication :A	Yes		Completed May 2021- July 2021

			Cephalometric Study			
8	Pooja Langote	2020-23	Assessment of tooth proportion and golden proportion in Marathwada population	Yes		In Progress
9	Dr. PranotiChin chansure	2020-23	Knowledge, Attitude and Practice regarding prosthetic treatment. Protocols in COVID 19 Pandemic and Maxillofacial rehabilitation in Mucormicosis patient among dental practitioner	Yes		In Progress
			Assessment of different types Lateral Throat Form in Edentulous Population Of Latur Distric– A Cross Sectional Study	Yes		In Progress

Sr. No.	Name of the Staff	Year of Research	Research Topic	Ethical Committee Approval		Progress of the Research
				Yes	No	
1	Dr. Shital B. Wagh Dr. Ajit Jankar	2020	“Assessment Of Bone Mineral Density In Latur District Population- A Radiographic Survey.”	Yes	-	In Progress
2.	Dr. Shyam Jadhav	2020	“Palatal Vault Depth And Shape Influence On The Flexural Strength Of Three Different Heat Cure Acrylic Denture Base Resins: An <i>In Vitro</i> Study.”	YES		In Progress
3.	Dr. Shirish Manikrao Pawar Dr. Shashi Patil	2020	"Determination Of Gravity Horizontal Plane As A Reference To Occlusal Plane In Dentulous Population- An <i>In Vivo</i> Study."	YES		IN PROGRESS
4.	Dr. Sandeep Fere	2020	“Evaluation Of Flexural Strength And Water Sorption Properties Of Two	YES		In Progress

			Nylon Denture Base Materials With A High Impact Polymethyl Methacrylate Following Immersion In A Disinfectant Solution”			
5	Dr. Susheen M. Gajare	2020	“ Incisive Papilla And Intercanine Width As A Biometric Guide In Arrangement Of Anterior Teeth -An In Vitro Study ”	YES		In Progress



MAEER PUNE'S
**MAHARASHTRA INSTITUTE OF
DENTAL SCIENCES AND RESEARCH, LATUR**
(DENTAL COLLEGE & HOSPITAL)



Vishwanathpuram, Ambajogai Road,
Latur – 413531 (M.S.) INDIA

Tel: 02382- 227703,227424
Fax: 02382-228063

Email: midsr.latur@gmail.com
principal@mitmidsr.edu.in

Date-21/01/2022

Summary of Seminar conducted by Research Committee

The research Committee of MIDSR Dental College organized a scientific lecture on "**Basics of Research Grants**" by Dr Priyanka Samel on 21/01/22 from 3:30pm-5pm by online platform. All the PG Students of our College attended the lecture. The function started with World peace prayer, followed by introduction of speaker, and planned lecture.



MAEER PUNE'S
**MAHARASHTRA INSTITUTE OF
DENTAL SCIENCES AND RESEARCH, LATUR**
(DENTAL COLLEGE & HOSPITAL)




Vishwanathpuram, Ambajogai Road,
Latur – 413531 (M.S.) INDIA

Tel: 02382- 227703,227424
Fax: 02382-228063

Email: midsr.latur@gmail.com
principal@mitmidsr.edu.in



MAEER'S PUNE
**Maharashtra Institute of Dental Sciences
and Research, Latur**



Scientific Lecture 31st January. 2022

“Basics of Research Grants”

SPEAKER: DR. PRIYANKA SAMEL

PATRONS:

PROF.DR. VISHWANATH D. KARAD

Founder, Executive President and Managing Trustee

MR.RAHUL V. KARAD

Executive President

MLC.SHRI RAMESH K. KARAD

Executive Director

DR. Hanumant T. KARAD

Executive Director

DR. SURESH KAMBLE- Principal

DR. SURESH KANGANE- Vice Principal

ORGANIZERS: RESEARCH COMMITTEE, MIDSR DENTAL COLLEGE, LATUR

CHAIRMAN:

DR. SHEERAZ BADAL

CONVENOR

DR. GOPAL NAGRGOJE

Research lecture banner



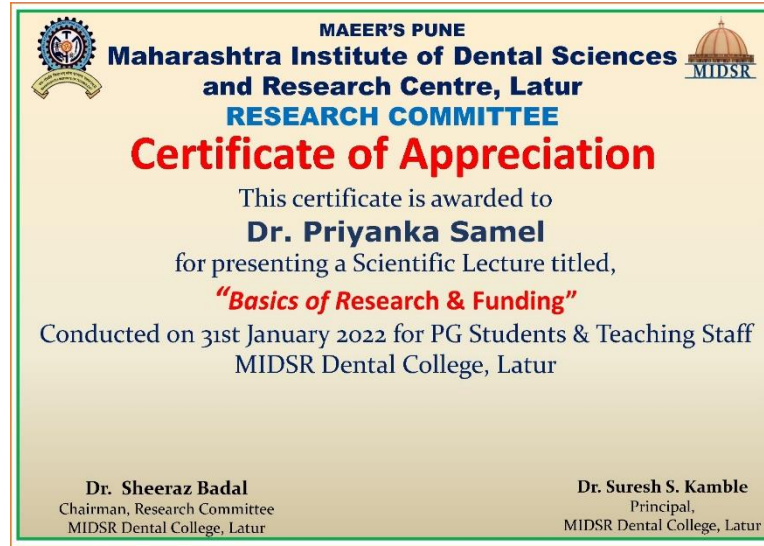
MAEER PUNE'S
**MAHARASHTRA INSTITUTE OF
DENTAL SCIENCES AND RESEARCH, LATUR**
(DENTAL COLLEGE & HOSPITAL)



Vishwanathpuram, Ambajogai Road,
Latur – 413531 (M.S.) INDIA

Tel: 02382- 227703,227424
Fax: 02382-228063

Email: midsr.latur@gmail.com
principal@mitmidsr.edu.in



Certificate of appreciation



certificate of participation



MAEER PUNE'S
**MAHARASHTRA INSTITUTE OF
 DENTAL SCIENCES AND RESEARCH, LATUR**
 (DENTAL COLLEGE & HOSPITAL)



Vishwanathpuram, Ambajogai Road,
 Latur – 413531 (M.S.) INDIA

Tel: 02382- 227703,227424
 Fax: 02382-228063

Email: midsr.latur@gmail.com
principal@mitmidsr.edu.in

List of participants

MIDSR Dental College Latur Research Committee		
Sr. No	Name of Participant	Signature
1.	Dr. Minal Sonant	[Signature]
2.	Dr. Samudhikha Dhanave	[Signature]
3.	Dr. Ajay Gorate	[Signature]
4.	Dr. Anant Bhatkar	[Signature]
5.	Dr. Anas Desai	[Signature]
6.	Dr. Anshu Joshi	[Signature]
7.	Dr. Anurag J. Gundawani	[Signature]
8.	Dr. Anurag A. Gandhi	[Signature]
9.	Dr. Gopalshankar Pooja	[Signature]
10.	Dr. Niketa N. Deshmukh	[Signature]
11.	Dr. Anurag P. Durgad	[Signature]
12.	Dr. Pooja S. Shikha	[Signature]
13.	Dr. Swarnika Kulkarni Dhanu	[Signature]
14.	Dr. Dayal Baburao	[Signature]
15.	Dr. Anurag Anurag	[Signature]
16.	Dr. Anurag Deshmukh	[Signature]
17.	Dr. Anurag V. Chavre	[Signature]
18.	Dr. Shivanshu Kulkarni	[Signature]
19.	Dr. Anurag Kulkarni	[Signature]
20.	Dr. Pooja Kanade	[Signature]
21.	Dr. Pooja Langote	[Signature]
22.	Dr. Anurag Anurag	[Signature]
23.	Dr. Anurag Wankhede	[Signature]
24.	Dr. Anurag R. Anurag	[Signature]
25.	Dr. Anurag Patil	[Signature]
26.	Dr. Nikita Patil	[Signature]
27.	Dr. Anurag Patil	[Signature]
28.	Dr. Anurag Patil	[Signature]
29.	Dr. Anurag Patil	[Signature]
30.	Dr. Anurag Patil	[Signature]